

**ALGORITHMS
OF INFORMATICS**

Volume 3

**AnTonCom
Budapest, 2011**

This electronic book was prepared in the framework of project Eastern Hungarian Informatics Books Repository no. TÁMOP-4.1.2-08/1/A-2009-0046.

This electronic book appeared with the support of European Union and with the co-financing of European Social Fund.



Editor: Antal [Iványi](#)

Authors of Volume 3: Béla [Vizvári](#) (Chapter 24), Antal [Iványi](#) and Shariefuddin [Pirzada](#) (Chapter 25), Zoltán [Kása](#), and Mira-Cristiana [Anisiu](#) (Chapter 26), Ferenc [Szidarovszky](#) and László [Domoszlai](#), (Chapter 27), László [Szirmay-Kalos](#) and László [Szécsi](#) (Chapter 28), Antal [Iványi](#) (Chapter 29), Shariefuddin [Pirzada](#), Antal [Iványi](#) and Muhammad Ali [Khan](#) (Chapter 30)

Validators of Volume 3: Gergely [Kovács](#) (Chapter 24), Zoltán [Kása](#) (Chapter 25), Antal [Iványi](#) (Chapter 26), Sándor [Molnár](#) (Chapter 27), György [Antal](#) (Chapter 28), Zoltán [Kása](#) (Chapter 29), Zoltán [Kása](#) (Chapter 30), Anna [Iványi](#) (Bibliography)

© 2011 AnTonCom Infokommunikációs Kft.
Homepage: <http://www.antoncom.hu/>

Contents

Introduction to Volume 3	1207
24. The Branch and Bound Method	1208
24.1. An example: the Knapsack Problem	1208
24.1.1. The Knapsack Problem	1209
24.1.2. A numerical example	1211
24.1.3. Properties in the calculation of the numerical example	1214
24.1.4. How to accelerate the method	1216
24.2. The general frame of the B&B method	1217
24.2.1. Relaxation	1217
24.2.2. The general frame of the B&B method	1224
24.3. Mixed integer programming with bounded variables	1229
24.3.1. The geometric analysis of a numerical example	1230
24.3.2. The linear programming background of the method	1232
24.3.3. Fast bounds on lower and upper branches	1240
24.3.4. Branching strategies	1244
24.3.5. The selection of the branching variable	1247
24.3.6. The numerical example is revisited	1248
24.4. On the enumeration tree	1252
24.5. The use of information obtained from other sources	1254
24.5.1. Application of heuristic methods	1254
24.5.2. Preprocessing	1255
24.6. Branch and Cut	1255
24.7. Branch and Price	1260
25. Comparison Based Ranking	1262
25.1. Introduction to supertournaments	1262
25.2. Introduction to (a, b) -tournaments	1264
25.3. Existence of $(1, 1)$ -tournaments with prescribed score sequence	1265
25.4. Existence of an (a, a) -tournament with prescribed score sequence	1267
25.5. Existence of an (a, b) -tournament with prescribed score sequence	1269
25.5.1. Existence of a tournament with arbitrary degree sequence	1269
25.5.2. Description of a naive reconstructing algorithm	1269
25.5.3. Computation of e	1270
25.5.4. Description of a construction algorithm	1271

25.5.5.	Computation of f and g	1271
25.5.6.	Description of a testing algorithm	1273
25.5.7.	Description of an algorithm computing f and g	1273
25.5.8.	Computing of f and g in linear time	1275
25.5.9.	Tournament with f and g	1276
25.5.10.	Description of the score slicing algorithm	1276
25.5.11.	Analysis of the minimax reconstruction algorithm	1280
25.6.	Imbalances in $(0, b)$ -tournaments	1280
25.6.1.	Imbalances in $(0, 1)$ -tournaments.	1281
25.6.2.	Imbalances in $(0, 2)$ -tournaments	1281
25.7.	Supertournaments	1286
25.7.1.	Hypertournaments	1286
25.7.2.	Supertournaments	1293
25.8.	Football tournaments	1294
25.8.1.	Testing algorithms	1294
25.8.2.	Polynomial testing algorithms of the draw sequences	1303
25.9.	Reconstruction of the tested sequences	1309
26.	Complexity of Words	1312
26.1.	Simple complexity measures	1312
26.1.1.	Finite words	1312
26.1.2.	Infinite words	1314
26.1.3.	Word graphs	1316
26.1.4.	Complexity of words	1321
26.2.	Generalized complexity measures	1332
26.2.1.	Rainbow words	1332
26.2.2.	General words	1343
26.3.	Palindrome complexity	1343
26.3.1.	Palindromes in finite words	1343
26.3.2.	Palindromes in infinite words	1346
27.	Conflict Situations	1351
27.1.	The basics of multi-objective programming	1351
27.1.1.	Applications of utility functions	1355
27.1.2.	Weighting method	1357
27.1.3.	Distance-dependent methods	1358
27.1.4.	Direction-dependent methods	1361
27.2.	Method of equilibrium	1364
27.3.	Methods of cooperative games	1369
27.4.	Collective decision-making	1372
27.5.	Applications of Pareto games	1379
27.6.	Axiomatic methods	1382
28.	General Purpose Computing on Graphics Processing Units	1388
28.1.	The graphics pipeline model	1390
28.1.1.	GPU as the implementation of incremental image synthesis	1392
28.2.	GPGPU with the graphics pipeline model	1395
28.2.1.	Output	1395

28.2.2.	Input	1396
28.2.3.	Functions and parameters	1397
28.3.	GPU as a vector processor	1398
28.3.1.	Implementing the SAXPY BLAS function	1400
28.3.2.	Image filtering	1401
28.4.	Beyond vector processing	1402
28.4.1.	SIMD or MIMD	1402
28.4.2.	Reduction	1404
28.4.3.	Implementing scatter	1405
28.4.4.	Parallelism versus reuse	1407
28.5.	GPGPU programming model: CUDA and OpenCL	1409
28.6.	Matrix-vector multiplication	1409
28.6.1.	Making matrix-vector multiplication more parallel	1411
28.7.	Case study: computational fluid dynamics	1414
28.7.1.	Eulerian solver for fluid dynamics	1416
28.7.2.	Lagrangian solver for differential equations	1421
29.	Perfect Arrays	1428
29.1.	Basic concepts	1428
29.2.	Necessary condition and earlier results	1431
29.3.	One-dimensional perfect arrays	1431
29.3.1.	Pseudocode of the algorithm QUICK-MARTIN	1431
29.3.2.	Pseudocode of the algorithm OPTIMAL-MARTIN	1432
29.3.3.	Pseudocode of the algorithm SHIFT	1432
29.3.4.	Pseudocode of the algorithm EVEN	1433
29.4.	Two-dimensional perfect arrays	1433
29.4.1.	Pseudocode of the algorithm MESH	1434
29.4.2.	Pseudocode of the algorithm CELLULAR	1434
29.5.	Three-dimensional perfect arrays	1435
29.5.1.	Pseudocode of the algorithm COLOUR	1435
29.5.2.	Pseudocode of the algorithm GROWING	1436
29.6.	Construction of growing arrays using colouring	1437
29.6.1.	Construction of growing sequences	1437
29.6.2.	Construction of growing squares	1438
29.6.3.	Construction of growing cubes	1439
29.6.4.	Construction of a four-dimensional double hypercube	1439
29.7.	The existence theorem of perfect arrays	1441
29.8.	Superperfect arrays	1443
29.9.	d -complexity of one-dimensional arrays	1443
29.9.1.	Definitions	1444
29.9.2.	Bounds of complexity measures	1446
29.9.3.	Recurrence relations	1448
29.9.4.	Pseudocode of the algorithm QUICK-MARTIN	1450
29.9.5.	Pseudocode of algorithm d -COMPLEXITY	1450
29.9.6.	Pseudocode of algorithm SUPER	1451
29.9.7.	Pseudocode of algorithm MAXSUB	1451
29.9.8.	Construction and complexity of extremal words	1452

29.10. Finite two-dimensional arrays with maximal complexity	1456
29.10.1. Definitions	1456
29.10.2. Bounds of complexity functions	1458
29.10.3. Properties of the maximal complexity function	1459
29.10.4. On the existence of maximal arrays	1460
30. Score Sets and Kings	1463
30.1. Score sets in 1-tournaments	1464
30.1.1. Determining the score set	1464
30.1.2. Tournaments with prescribed score set	1466
30.2. Score sets in oriented graphs	1473
30.2.1. Oriented graphs with prescribed scoresets	1475
30.3. Unicity of score sets	1480
30.3.1. 1-unique score sets	1481
30.3.2. 2-unique score sets	1482
30.4. Kings and serfs in tournaments	1484
30.5. Weak kings in oriented graphs	1492
Bibliography	1504
Subject Index	1518
Name Index	1524

Introduction

The third volume contains seven new chapters.

Chapter 24 (*The Branch and Bound Method*) was written by Béla Vizvári (Eastern Mediterranean University), Chapter 25 (*Comparison Based Ranking*) by Antal Iványi (Eötvös Loránd University) and Shariefuddin Pirzada (University of Kashmir), Chapter 26 (*Complexity of Words*) by Zoltán Kása, (Sapientia Hungarian University of Transylvania) and Mira-Cristiana Anisiu (Tiberiu Popovici Institute of Numerical Mathematics), Chapter 27 (*Conflict Situations*) by Ferenc Szidarovszky (University of Arizona) and by László Domszalai (Eötvös Loránd University), Chapter 28 (*General Purpose Computing on Graphics Processing Units*) by László Szirmay-Kalos and László Szécsi (both Budapest University of Technology and Economics), Chapter 29 (*Perfect Arrays*) by Antal Iványi (Eötvös Loránd University), and Chapter 30 by Shariefuddin Pirzada (University of Kashmir), Antal Iványi (Eötvös Loránd University) and Muhammad Ali Khan (King Fahd University).

The L^AT_EX style file was written by Viktor Belényesi, Zoltán Csörnyei, László Domszalai and Antal Iványi. The figures were drawn or corrected by Kornél Locher and László Domszalai. Anna Iványi transformed the bibliography into hypertext. The DOCBOOK version was made by Marton 2001. Kft.

Using the data of the colophon page you can contact with any of the creators of the book. We welcome ideas for new exercises and problems, and also critical remarks or bug reports.

The publication of the printed book (Volumes 1 and 2) was supported by Department of Mathematics of Hungarian Academy of Science. This electronic book (Volumes 1, 2, and 3) was prepared in the framework of project *Eastern Hungarian Informatics Books Repository* no. TÁMOP-4.1.2-08/1/A-2009-0046.

This electronic book appeared with the support of European Union and with the co-financing of European Social Fund.

Budapest, September 2011

Antal Iványi (tony@compalg.inf.elte.hu)

24. The Branch and Bound Method

It has serious practical consequences if it is known that a combinatorial problem is NP-complete. Then one can conclude according to the present state of science that no simple combinatorial algorithm can be applied and only an enumerative-type method can solve the problem in question. Enumerative methods are investigating many cases only in a non-explicit, i.e. implicit, way. It means that huge majority of the cases are dropped based on consequences obtained from the analysis of the particular numerical problem. The three most important enumerative methods are (i) implicit enumeration, (ii) dynamic programming, and (iii) branch and bound method. This chapter is devoted to the latter one. Implicit enumeration and dynamic programming can be applied within the family of optimization problems mainly if all variables have discrete nature. Branch and bound method can easily handle problems having both discrete and continuous variables. Further on the techniques of implicit enumeration can be incorporated easily in the branch and bound frame. Branch and bound method can be applied even in some cases of nonlinear programming. The *Branch and Bound* (abbreviated further on as B&B) method is just a frame of a large family of methods. Its substeps can be carried out in different ways depending on the particular problem, the available software tools and the skill of the designer of the algorithm.

Boldface letters denote vectors and matrices; calligraphic letters are used for sets. Components of vectors are denoted by the same but non-boldface letter. Capital letters are used for matrices and the same but lower case letters denote their elements. The columns of a matrix are denoted by the same boldface but lower case letters.

Some formulae with their numbers are repeated several times in this chapter. The reason is that always a complete description of optimization problems is provided. Thus the fact that the number of a formula is repeated means that the formula is *identical* to the previous one.

24.1. An example: the Knapsack Problem

In this section the branch and bound method is shown on a numerical example. The problem is a sample of the binary knapsack problem which is one of the easiest

problems of integer programming but it is still NP-complete. The calculations are carried out in a brute force way to illustrate all features of B&B. More intelligent calculations, i.e. using implicit enumeration techniques will be discussed only at the end of the section.

24.1.1. The Knapsack Problem

There are many different knapsack problems. The first and classical one is the binary knapsack problem. It has the following story. A tourist is planning a tour in the mountains. He has a lot of objects which may be useful during the tour. For example ice pick and can opener can be among the objects. We suppose that the following conditions are satisfied.

- Each object has a positive value and a positive weight. (E.g. a balloon filled with helium has a negative weight. See Exercises 24.1-1 and 24.1-2) The value is the degree of contribution of the object to the success of the tour.
- The objects are independent from each other. (E.g. can and can opener are not independent as any of them without the other one has limited value.)
- The knapsack of the tourist is strong and large enough to contain all possible objects.
- The strength of the tourist makes possible to bring only a limited total weight.
- But within this weight limit the tourist want to achieve the maximal total value.

The following notations are used to the mathematical formulation of the problem:

- n the number of objects;
- j the index of the objects;
- w_j the weight of object j ;
- v_j the value of object j ;
- b the maximal weight what the tourist can bring.

For each object j a so-called *binary* or *zero-one* decision variable, say x_j , is introduced:

$$x_j = \begin{cases} 1 & \text{if object } j \text{ is present on the tour} \\ 0 & \text{if object } j \text{ isn't present on the tour.} \end{cases}$$

Notice that

$$w_j x_j = \begin{cases} w_j & \text{if object } j \text{ is present on the tour,} \\ 0 & \text{if object } j \text{ isn't present on the tour} \end{cases}$$

is the weight of the object in the knapsack.

Similarly $v_j x_j$ is the value of the object on the tour. The total weight in the knapsack is

$$\sum_{j=1}^n w_j x_j$$

which may not exceed the weight limit. Hence the mathematical form of the problem is

$$\max \sum_{j=1}^n v_j x_j \quad (24.1)$$

$$\sum_{j=1}^n w_j x_j \leq b \quad (24.2)$$

$$x_j = 0 \text{ or } 1, \quad j = 1, \dots, n. \quad (24.3)$$

The difficulty of the problem is caused by the integrality requirement. If constraint (24.3) is substituted by the relaxed constraint, i.e. by

$$0 \leq x_j \leq 1, \quad j = 1, \dots, n, \quad (24.4)$$

then the Problem (29.2), (24.2), and (24.4) is a linear programming problem. (24.4) means that not only a complete object can be in the knapsack but any part of it. Moreover it is not necessary to apply the simplex method or any other LP algorithm to solve it as its optimal solution is described by

Theorem 24.1 *Suppose that the numbers v_j, w_j ($j = 1, \dots, n$) are all positive and moreover the index order satisfies the inequality*

$$\frac{v_1}{w_1} \geq \frac{v_2}{w_2} \dots \geq \frac{v_n}{w_n}. \quad (24.5)$$

Then there is an index p ($1 \leq p \leq n$) and an optimal solution \mathbf{x}^ such that*

$$x_1^* = x_2^* = \dots = x_{p-1}^* = 1, \quad x_{p+1}^* = x_{p+2}^* = \dots = x_{p+1}^* = 0.$$

Notice that there is only at most one non-integer component in \mathbf{x}^* . This property will be used at the numerical calculations.

From the point of view of B&B the relation of the Problems (29.2), (24.2), and (24.3) and (29.2), (24.2), and (24.4) is very important. Any feasible solution of the first one is also feasible in the second one. But the opposite statement is not true. In other words the set of feasible solutions of the first problem is a proper subset of the feasible solutions of the second one. This fact has two important consequences:

- The optimal value of the Problem (29.2), (24.2), and (24.4) is an upper bound of the optimal value of the Problem (29.2), (24.2), and (24.3).
- If the optimal solution of the Problem (29.2), (24.2), and (24.4) is feasible in the Problem (29.2), (24.2), and (24.3) then it is the optimal solution of the latter problem as well.

These properties are used in the course of the branch and bound method intensively.

24.1.2. A numerical example

The basic technique of the B&B method is that it divides the set of feasible solutions into smaller sets and tries to fathom them. The division is called *branching* as new branches are created in the enumeration tree. A subset is fathomed if it can be determined exactly if it contains an optimal solution.

To show the logic of B&B the problem

$$\begin{aligned} \max \quad & 23x_1 + 19x_2 + 28x_3 + 14x_4 + 44x_5 \\ & 8x_1 + 7x_2 + 11x_3 + 6x_4 + 19x_5 \leq 25 \\ & x_1, x_2, x_3, x_4, x_5 = 0 \text{ or } 1 \end{aligned} \quad (24.6)$$

will be solved. The course of the solution is summarized on Figure 24.1.2.

Notice that condition (24.5) is satisfied as

$$\frac{23}{8} = 2.875 > \frac{19}{7} \approx 2.714 > \frac{28}{11} \approx 2.545 > \frac{14}{6} \approx 2.333 > \frac{44}{19} \approx 2.316.$$

The set of the feasible solutions of (24.6) is denoted by \mathcal{F} , i.e.

$$\mathcal{F} = \{\mathbf{x} \mid 8x_1 + 7x_2 + 11x_3 + 6x_4 + 19x_5 \leq 25; x_1, x_2, x_3, x_4, x_5 = 0 \text{ or } 1\}.$$

The continuous relaxation of (24.6) is

$$\begin{aligned} \max \quad & 23x_1 + 19x_2 + 28x_3 + 14x_4 + 44x_5 \\ & 8x_1 + 7x_2 + 11x_3 + 6x_4 + 19x_5 \leq 25 \\ & 0 \leq x_1, x_2, x_3, x_4, x_5 \leq 1. \end{aligned} \quad (24.7)$$

The set of the feasible solutions of (24.7) is denoted by \mathcal{R} , i.e.

$$\mathcal{R} = \{\mathbf{x} \mid 8x_1 + 7x_2 + 11x_3 + 6x_4 + 19x_5 \leq 25; 0 \leq x_1, x_2, x_3, x_4, x_5 \leq 1\}.$$

Thus the difference between (24.6) and (24.7) is that the value of the variables must be either 0 or 1 in (24.6) and on the other hand they can take any value from the closed interval $[0, 1]$ in the case of (24.7).

Because Problem (24.6) is difficult, (24.7) is solved instead. The optimal solution according to Theorem 24.1 is

$$x_1^* = x_2^* = 1, x_3^* = \frac{10}{11}, x_4^* = x_5^* = 0.$$

As the value of x_3^* is non-integer, the optimal value 67.54 is just an upper bound of the optimal value of (24.6) and further analysis is needed. The value 67.54 can be rounded down to 67 because of the integrality of the coefficients in the objective function.

The key idea is that the sets of feasible solutions of both problems are divided into two parts according the two possible values of x_3 . The variable x_3 is chosen as its value is non-integer. The importance of the choice is discussed below.

Let

$$\mathcal{F}_0 = \mathcal{F}, \mathcal{F}_1 = \mathcal{F}_0 \cap \{\mathbf{x} \mid x_3 = 0\}, \mathcal{F}_2 = \mathcal{F}_0 \cap \{\mathbf{x} \mid x_3 = 1\}$$

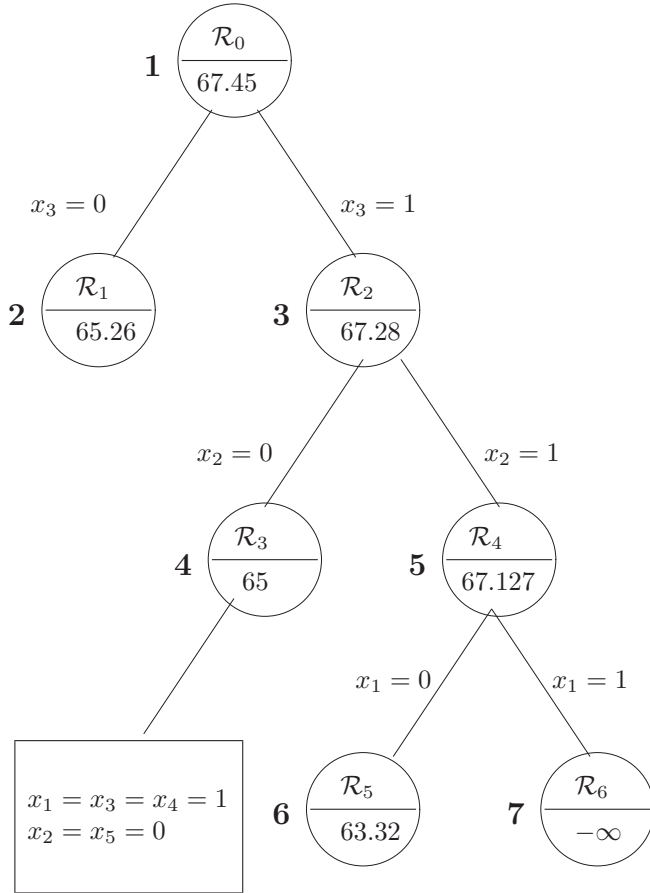


Figure 24.1 The first seven steps of the solution

and

$$\mathcal{R}_0 = \mathcal{R}, \mathcal{R}_1 = \mathcal{R}_0 \cap \{\mathbf{x} \mid x_3 = 0\}, \mathcal{R}_2 = \mathcal{R}_0 \cap \{\mathbf{x} \mid x_3 = 1\}.$$

Obviously

$$\mathcal{F}_1 \subseteq \mathcal{R}_1 \text{ and } \mathcal{F}_2 \subseteq \mathcal{R}_2.$$

Hence the problem

$$\begin{aligned} \max \quad & 23x_1 + 19x_2 + 28x_3 + 14x_4 + 44x_5 \\ & \mathbf{x} \in \mathcal{R}_1 \end{aligned} \tag{24.8}$$

is a relaxation of the problem

$$\begin{aligned} \max 23x_1 + 19x_2 + 28x_3 + 14x_4 + 44x_5 \\ \mathbf{x} \in \mathcal{F}_1. \end{aligned} \quad (24.9)$$

Problem (24.8) can be solved by Theorem 24.1, too, but it must be taken into consideration that the value of x_3 is 0. Thus its optimal solution is

$$x_1^* = x_2^* = 1, x_3^* = 0, x_4^* = 1, x_5^* = \frac{4}{19}.$$

The optimal value is 65.26 which gives the upper bound 65 for the optimal value of Problem (24.9). The other subsets of the feasible solutions are immediately investigated. The optimal solution of the problem

$$\begin{aligned} \max 23x_1 + 19x_2 + 28x_3 + 14x_4 + 44x_5 \\ \mathbf{x} \in \mathcal{R}_2 \end{aligned} \quad (24.10)$$

is

$$x_1^* = 1, x_2^* = \frac{6}{7}, x_3^* = 1, x_4^* = x_5^* = 0$$

giving the value 67.28. Hence 67 is an upper bound of the problem

$$\begin{aligned} \max 23x_1 + 19x_2 + 28x_3 + 14x_4 + 44x_5 \\ \mathbf{x} \in \mathcal{F}_2. \end{aligned} \quad (24.11)$$

As the upper bound of (24.11) is higher than the upper bound of (24.9), i.e. this branch is more promising, first it is fathomed further on. It is cut again into two branches according to the two values of x_2 as it is the non-integer variable in the optimal solution of (24.10). Let

$$\begin{aligned} \mathcal{F}_3 &= \mathcal{F}_2 \cap \{\mathbf{x} \mid x_2 = 0\}, \\ \mathcal{F}_4 &= \mathcal{F}_2 \cap \{\mathbf{x} \mid x_2 = 1\}, \\ \mathcal{R}_3 &= \mathcal{R}_2 \cap \{\mathbf{x} \mid x_2 = 0\}, \\ \mathcal{R}_4 &= \mathcal{R}_2 \cap \{\mathbf{x} \mid x_2 = 1\}. \end{aligned}$$

The sets \mathcal{F}_3 and \mathcal{R}_3 are containing the feasible solution of the original problems such that x_3 is fixed to 1 and x_2 is fixed to 0. In the sets \mathcal{F}_4 and \mathcal{R}_4 both variables are fixed to 1. The optimal solution of the first relaxed problem, i.e.

$$\begin{aligned} \max 23x_1 + 19x_2 + 28x_3 + 14x_4 + 44x_5 \\ \mathbf{x} \in \mathcal{R}_3 \end{aligned}$$

is

$$x_1^* = 1, x_2^* = 0, x_3^* = 1, x_4^* = 1, x_5^* = 0.$$

As it is integer it is also the optimal solution of the problem

$$\begin{aligned} \max 23x_1 + 19x_2 + 28x_3 + 14x_4 + 44x_5 \\ \mathbf{x} \in \mathcal{F}_3. \end{aligned}$$

The optimal objective function value is 65. The branch of the sets \mathcal{F}_3 and \mathcal{R}_3 is completely fathomed, i.e. it is not possible to find a better solution in it.

The other new branch is when both x_2 and x_3 are fixed to 1. If the objective function is optimized on \mathcal{R}_4 then the optimal solution is

$$x_1^* = \frac{7}{8}, x_2^* = x_3^* = 1, x_4^* = x_5^* = 0.$$

Applying the same technique again two branches are defined by the sets

$$\mathcal{F}_5 = \mathcal{F}_4 \cap \{\mathbf{x} \mid x_1 = 0\}, \mathcal{F}_6 = \mathcal{F}_4 \cap \{\mathbf{x} \mid x_1 = 1\},$$

$$\mathcal{R}_5 = \mathcal{R}_4 \cap \{\mathbf{x} \mid x_2 = 0\}, \mathcal{R}_6 = \mathcal{R}_4 \cap \{\mathbf{x} \mid x_2 = 1\}.$$

The optimal solution of the branch of \mathcal{R}_5 is

$$x_1^* = 0, x_2^* = x_3^* = x_4^* = 1, x_5^* = \frac{1}{19}.$$

The optimal value is 63.32. It is strictly less than the objective function value of the feasible solution found in the branch of \mathcal{R}_3 . Therefore it cannot contain an optimal solution. Thus its further exploration can be omitted although the best feasible solution of the branch is still not known. The branch of \mathcal{R}_6 is infeasible as objects 1, 2, and 3 are overusing the knapsack. Traditionally this fact is denoted by using $-\infty$ as optimal objective function value.

At this moment there is only one branch which is still unfathomed. It is the branch of \mathcal{R}_1 . The upper bound here is 65 which is equal to the objective function value of the found feasible solution. One can immediately conclude that this feasible solution is optimal. If there is no need for alternative optimal solutions then the exploration of this last branch can be abandoned and the method is finished. If alternative optimal solutions are required then the exploration must be continued. The non-integer variable in the optimal solution of the branch is x_5 . The subbranches referred later as the 7th and 8th branches, defined by the equations $x_5 = 0$ and $x_5 = 1$, give the upper bounds 56 and 61, respectively. Thus they do not contain any optimal solution and the method is finished.

24.1.3. Properties in the calculation of the numerical example

The calculation is revisited to emphasize the general underlying logic of the method. The same properties are used in the next section when the general frame of B&B is discussed.

Problem (24.6) is a difficult one. Therefore the very similar but much easier Problem (24.7) has been solved instead of (24.6). A priori it was not possible to exclude the case that the optimal solution of (24.7) is the optimal solution of (24.6) as well. Finally it turned out that the optimal solution of (24.7) does not satisfy all constraints of (24.6) thus it is not optimal there. But the calculation was not useless, because an upper bound of the optimal value of (24.6) has been obtained. These properties are reflected in the definition of *relaxation* in the next section.

As the relaxation did not solve Problem (24.6) therefore it was divided into

Subproblems (24.9) and (24.11). Both subproblems have their own optimal solution and the better one is the optimal solution of (24.6). They are still too difficult to be solved directly, therefore relaxations were generated to both of them. These problems are (24.8) and (24.10). The nature of (24.8) and (24.10) from mathematical point of view is the same as of (24.7).

Notice that the union of the sets of the feasible solutions of (24.8) and (24.10) is a proper subset of the relaxation (24.7), i.e.

$$\mathcal{R}_1 \cup \mathcal{R}_2 \subset \mathcal{R}_0.$$

Moreover the two subsets have no common element, i.e.

$$\mathcal{R}_1 \cap \mathcal{R}_2 = \emptyset.$$

It is true for all other cases, as well. The reason is that the branching, i.e. the determination of the Subproblems (24.9) and (24.11) was made in a way that the optimal solution of the relaxation, i.e. the optimal solution of (24.7), was cut off.

The branching policy also has consequences on the upper bounds. Let $\nu(\mathcal{S})$ be the optimal value of the problem where the objective function is unchanged and the set of feasible solutions is \mathcal{S} . Using this notation the optimal objective function values of the original and the relaxed problems are in the relation

$$\nu(\mathcal{F}) \leq \nu(\mathcal{R}).$$

If a subset \mathcal{R}_k is divided into \mathcal{R}_p and \mathcal{R}_q then

$$\nu(\mathcal{R}_k) \geq \max\{\nu(\mathcal{R}_p), \nu(\mathcal{R}_q)\}. \quad (24.12)$$

Notice that in the current Problem (24.12) is always satisfied with strict inequality

$$\begin{aligned} \nu(\mathcal{R}_0) &> \max\{\nu(\mathcal{R}_1), \nu(\mathcal{R}_2)\}, \\ \nu(\mathcal{R}_1) &> \max\{\nu(\mathcal{R}_7), \nu(\mathcal{R}_8)\}, \\ \nu(\mathcal{R}_2) &> \max\{\nu(\mathcal{R}_3), \nu(\mathcal{R}_4)\}, \\ \nu(\mathcal{R}_4) &> \max\{\nu(\mathcal{R}_5), \nu(\mathcal{R}_6)\}. \end{aligned}$$

(The values $\nu(\mathcal{R}_7)$ and $\nu(\mathcal{R}_8)$ were mentioned only.) If the upper bounds of a certain quantity are compared then one can conclude that the smaller the better as it is closer to the value to be estimated. An equation similar to (24.12) is true for the non-relaxed problems, i.e. if $\mathcal{F}_k = \mathcal{F}_p \cup \mathcal{F}_q$ then

$$\nu(\mathcal{F}_k) = \max\{\nu(\mathcal{F}_p), \nu(\mathcal{F}_q)\}, \quad (24.13)$$

but because of the difficulty of the solution of the problems, practically it is not possible to use (24.13) for getting further information.

A subproblem is fathomed and no further investigation of it is needed if either

- its integer (non-relaxed) optimal solution is obtained, like in the case of \mathcal{F}_3 , or
- it is proven to be infeasible as in the case of \mathcal{F}_6 , or

- its upper bound is not greater than the value of the best known feasible solution (cases of \mathcal{F}_1 and \mathcal{F}_5).

If the first or third of these conditions are satisfied then all feasible solutions of the subproblem are enumerated in an implicit way.

The subproblems which are generated in the same iteration, are represented by two branches on the enumeration tree. They are siblings and have the same parent. Figure 24.1 visualize the course of the calculations using the parent–child relation.

The enumeration tree is modified by constructive steps when new branches are formed and also by reduction steps when some branches can be deleted as one of the three above-mentioned criteria are satisfied. The method stops when no subset remained which has to be still fathomed.

24.1.4. How to accelerate the method

As it was mentioned in the introduction of the chapter, B&B and implicit enumeration can co-operate easily. Implicit enumeration uses so-called tests and obtains consequences on the values of the variables. For example if x_3 is fixed to 1 then the knapsack inequality immediately implies that x_5 must be 0, otherwise the capacity of the tourist is overused. It is true for the whole branch 2.

On the other hand if the objective function value must be at least 65, which is the value of the found feasible solution then it possible to conclude in branch 1 that the fifth object must be in the knapsack, i.e. x_5 must be 1, as the total value of the remaining objects 1, 2, and 4 is only 56.

Why such consequences accelerate the algorithm? In the example there are 5 binary variables, thus the number of possible cases is $32 = 2^5$. Both branches 1 and 2 have 16 cases. If it is possible to determine the value of a variable, then the number of cases is halved. In the above example it means that only 8 cases remain to be investigated in both branches. This example is a small one. But in the case of larger problems the acceleration process is much more significant. E.g. if in a branch there are 21 free, i.e. non-fixed, variables but it is possible to determine the value of one of them then the investigation of 1 048 576 cases is saved. The application of the tests needs some extra calculation, of course. Thus a good trade-off must be found.

The use of information provided by other tools is further discussed in Section 24.5.

Exercises

24.1-1 What is the suggestion of the optimal solution of a Knapsack Problem in connection of an object having (a) negative weight and positive value, (b) positive weight and negative value?

24.1-2 Show that an object of a knapsack problem having negative weight and negative value can be substituted by an object having positive weight and positive value such that the two knapsack problems are equivalent. (*Hint.* Use complementary variable.)

24.1-3 Solve Problem (24.6) with a branching strategy such that an integer valued variable is used for branching provided that such a variable exists.

24.2. The general frame of the B&B method

The aim of this section is to give a general description of the B&B method. Particular realizations of the general frame are discussed in later sections.

B&B is based on the notion of *relaxation*. It has not been defined yet. As there are several types of relaxations the first subsection is devoted to this notion. The general frame is discussed in the second subsection.

24.2.1. Relaxation

Relaxation is discussed in two steps. There are several techniques to define relaxation to a particular problem. There is no rule for choosing among them. It depends on the design of the algorithm which type serves the algorithm well. The different types are discussed in the first part titled “Relaxations of a particular problem”. In the course of the solution of Problem (24.6) subproblems were generated which were still knapsack problems. They had their own relaxations which were not totally independent from the relaxations of each other and the main problem. The expected common properties and structure is analyzed in the second step under the title “Relaxation of a problem class”.

Relaxations of a particular problem The description of Problem (24.6) consists of three parts: (1) the objective function, (2) the algebraic constraints, and (3) the requirement that the variables must be binary. This structure is typical for optimization problems. In a general formulation an optimization problem can be given as

$$\max f(\mathbf{x}) \tag{24.14}$$

$$\mathbf{g}(\mathbf{x}) \leq \mathbf{b} \tag{24.15}$$

$$\mathbf{x} \in \mathcal{X}. \tag{24.16}$$

Relaxing the non-algebraic constraints The underlying logic of generating relaxation (24.7) is that constraint (24.16) has been substituted by a looser one. In the particular case it was allowed that the variables can take any value between 0 and 1. In general (24.16) is replaced by a requirement that the variables must belong to a set, say \mathcal{Y} , which is larger than \mathcal{X} , i.e. the relation $\mathcal{X} \subseteq \mathcal{Y}$ must hold. More formally the relaxation of Problem (24.14)-(24.16) is the problem

$$\max f(\mathbf{x}) \tag{24.14}$$

$$\mathbf{g}(\mathbf{x}) \leq \mathbf{b} \tag{24.15}$$

$$\mathbf{x} \in \mathcal{Y}. \tag{24.17}$$

This type of relaxation can be applied if a large amount of difficulty can be eliminated by changing the nature of the variables.

Relaxing the algebraic constraints There is a similar technique such that (24.16) the inequalities (24.15) are relaxed instead of the constraints. A natural way of this type of relaxation is the following. Assume that there are m inequalities in (24.15). Let $\lambda_i \geq 0$ ($i = 1, \dots, m$) be fixed numbers. Then any $\mathbf{x} \in \mathcal{X}$ satisfying (24.15) also satisfies the inequality

$$\sum_{i=1}^m \lambda_i g_i(\mathbf{x}) \leq \sum_{i=1}^m \lambda_i b_i. \quad (24.18)$$

Then the relaxation is the optimization of the (24.14) objective function under the conditions (24.18) and (24.16). The name of the inequality (24.18) is *surrogate constraint*.

The problem

$$\begin{aligned} \max \quad & 23x_1 + 19x_2 + 28x_3 + 14x_4 + 44x_5 \\ & 5x_1 + 4x_2 + 6x_3 + 3x_4 + 5x_5 \leq 14 \\ & 2x_1 - 2x_2 - 3x_3 + 5x_4 + 6x_5 \leq 4 \\ & 1x_1 + 5x_2 + 8x_3 - 2x_4 + 8x_5 \leq 7 \\ & x_1, x_2, x_3, x_4, x_5 = 0 \text{ or } 1 \end{aligned} \quad (24.19)$$

is a general zero-one optimization problem. If $\lambda_1 = \lambda_2 = \lambda_3 = 1$ then the relaxation obtained in this way is Problem (24.6). Both problems belong to NP-complete classes. However the knapsack problem is significantly easier from practical point of view than the general problem, thus the relaxation may have sense. Notice that in this particular problem the optimal solution of the knapsack problem, i.e. (1,0,1,1,0), satisfies the constraints of (24.19), thus it is also the optimal solution of the latter problem.

Surrogate constraint is not the only option in relaxing the algebraic constraints. A region defined by nonlinear boundary surfaces can be approximated by tangent planes. For example if the feasible region is the unit circuit which is described by the inequality

$$x_1^2 + x_2^2 \leq 1$$

can be approximated by the square

$$-1 \leq x_1, x_2 \leq 1.$$

If the optimal solution on the enlarged region is e.g. the point (1,1) which is not in the original feasible region then a *cut* must be found which cuts it from the relaxed region but it does not cut any part of the original feasible region. It is done e.g. by the inequality

$$x_1 + x_2 \leq \sqrt{2}.$$

A new relaxed problem is defined by the introduction of the cut. The method is similar to one of the method relaxing of the objective function discussed below.

Relaxing the objective function In other cases the difficulty of the problem is caused by the objective function. If it is possible to use an easier objective function, say $h(\mathbf{x})$, but to obtain an upper bound the condition

$$\forall \mathbf{x} \in \mathcal{X} : h(\mathbf{x}) \geq f(\mathbf{x}) \quad (24.20)$$

must hold. Then the relaxation is

$$\max h(\mathbf{x}) \quad (24.21)$$

$$\mathbf{g}(\mathbf{x}) \leq \mathbf{b} \quad (24.15)$$

$$\mathbf{x} \in \mathcal{X}. \quad (24.16)$$

This type of relaxation is typical if B&B is applied in (continuous) nonlinear optimization. An important subclass of the nonlinear optimization problems is the so-called convex programming problem. It is again a relatively easy subclass. Therefore it is reasonable to generate a relaxation of this type if it is possible. A Problem (24.14)-(24.16) is a convex programming problem, if \mathcal{X} is a convex set, the functions $g_i(\mathbf{x})$ ($i = 1, \dots, m$) are convex and the objective function $f(\mathbf{x})$ is concave. Thus the relaxation can be a convex programming problem if only the last condition is violated. Then it is enough to find a concave function $h(\mathbf{x})$ such that (24.20) is satisfied.

For example the single variable function $f(x) = 2x^2 - x^4$ is not concave in the interval $[-\frac{\sqrt{3}}{3}, \frac{\sqrt{3}}{3}]$.¹ Thus if it is the objective function in an optimization problem it might be necessary that it is substituted by a concave function $h(x)$ such that $\forall x \in [-\frac{\sqrt{3}}{3}, \frac{\sqrt{3}}{3}] : f(x) \leq h(x)$. It is easy to see that $h(x) = \frac{8}{9} - x^2$ satisfies the requirements.

Let \mathbf{x}^* be the optimal solution of the relaxed problem (24.21), (24.15), and (24.16). It solves the original problem if the optimal solution has the same objective function value in the original and relaxed problems, i.e. $f(\mathbf{x}^*) = h(\mathbf{x}^*)$.

Another reason why this type of relaxation is applied that in certain cases the objective function is not known in a closed form, however it can be determined in any given point. It might happen even in the case if the objective function is concave. Assume that the value of $f(\mathbf{x})$ is known in the points $\mathbf{y}_1, \dots, \mathbf{y}_k$. If $f(\mathbf{x})$ concave then it is smooth, i.e. its gradient exists. The gradient determines a tangent plane which is above the function. The equation of the tangent plane in point \mathbf{y}_p is²

$$\nabla(f(\mathbf{y}_p))(\mathbf{x} - \mathbf{y}_p) = 0.$$

Hence in all points of the domain of the function $f(\mathbf{x})$ we have that

$$h(\mathbf{x}) = \min \{f(\mathbf{y}_p) + \nabla(f(\mathbf{y}_p))(\mathbf{x} - \mathbf{y}_p) \mid p = 1, \dots, k\} \geq f(\mathbf{x}).$$

Obviously the function $h(\mathbf{x})$ is an approximation of function $f(\mathbf{x})$.

¹A continuous function is concave if its second derivative is negative. $f''(x) = 4 - 12x^2$ which is positive in the open interval $(-\frac{\sqrt{3}}{3}, \frac{\sqrt{3}}{3})$.

²The gradient is considered being a row vector.

The idea if the method is illustrated on the following numerical example. Assume that an “unknown” concave function is to be maximized on the $[0,5]$ closed interval. The method can start from any point of the interval which is in the feasible region. Let 0 be the starting point. According to the assumptions although the closed formula of the function is not known, it is possible to determine the values of function and its derivative. Now the values $f(0) = -4$ and $f'(0) = 4$ are obtained. The general formula of the tangent line in the point $(x_0, f(x_0))$ is

$$y = f'(x_0)(x - x_0) + f(x_0).$$

Hence the equation of the first tangent line is $y = 4x - 4$ giving the first optimization problem as

$$\begin{aligned} \max h \\ h \leq 4x - 4 \\ x \in [0, 5]. \end{aligned}$$

As $4x - 4$ is a monotone increasing function, the optimal solution is $x = 5$. Then the values $f(5) = -9$ and $f'(5) = -6$ are provided by the method calculating the function. The equation of the second tangent line is $y = -6x + 21$. Thus the second optimization problem is

$$\begin{aligned} \max h \\ h \leq 4x - 4, \quad h \leq -6x + 21 \\ x \in [0, 5]. \end{aligned}$$

As the second tangent line is a monotone decreasing function, the optimal solution is in the intersection point of the two tangent lines giving $x = 2.5$. Then the values $f(2.5) = -0.25$ and $f'(2.5) = -1$ are calculated and the equation of the tangent line is $y = -x + 2.25$. The next optimization problem is

$$\begin{aligned} \max h \\ h \leq 4x - 4, \quad h \leq -6x + 21, \quad h \leq -x + 2.25 \\ x \in [0, 5]. \end{aligned}$$

The optimal solution is $x = 1.25$. It is the intersection point of the first and third tangent lines. Now both new intersection points are in the interval $[0,5]$. In general some intersection points can be infeasible. The method goes in the same way further on. The approximated “unknown” function is $f(x) = -(x - 2)^2$.

The Lagrange Relaxation Another relaxation called *Lagrange relaxation*. In that method both the objective function and the constraints are modified. The underlying idea is the following. The variables must satisfy two different types of constraints, i.e. they must satisfy both (24.15) and (24.16). The reason that the constraints are written in two parts is that the nature of the two sets of constraints is different. The difficulty of the problem caused by the requirement of *both* constraints. It is significantly easier to satisfy only one type of constraints. *So what about to eliminate one of them?*

Assume again that the number of inequalities in (24.15) is m . Let $\lambda_i \geq 0$ ($i = 1, \dots, m$) be fixed numbers. The Lagrange relaxation of the problem (24.14)- (24.16) is

$$\max_{\mathbf{x} \in \mathcal{X}} f(\mathbf{x}) + \sum_{i=1}^m \lambda_i (b_i - g_i(\mathbf{x})) \quad (24.22)$$

$$\mathbf{x} \in \mathcal{X}. \quad (24.16)$$

Notice that the objective function (24.22) penalizes the violation of the constraints, e.g. trying to use too much resources, and rewards the saving of resources. The first set of constraints disappeared from the problem. In most of the cases the Lagrange relaxation is a much easier one than the original problem. In what follows Problem (24.14)- (24.16) is also denoted by (P) and the Lagrange relaxation is referred as $(L(\lambda))$. The notation reflects the fact that the Lagrange relaxation problem depends on the choice of λ_i 's. The numbers λ_i 's are called Lagrange multipliers.

It is not obvious that $(L(\lambda))$ is really a relaxation of (P) . This relation is established by

Theorem 24.2 *Assume that both (P) and $(L(\lambda))$ have optimal solutions. Then for any nonnegative λ_i ($i = 1, \dots, m$) the inequality*

$$\nu(L(\lambda)) \geq \nu(P)$$

holds.

Proof The statement is that the optimal value of $(L(\lambda))$ is an upper bound of the optimal value of (P) . Let \mathbf{x}^* be the optimal solution of (P) . It is obviously feasible in both problems. Hence for all i the inequalities $\lambda_i \geq 0$, $b_i \geq g_i(\mathbf{x}^*)$ hold. Thus $\lambda_i(b_i - g_i(\mathbf{x}^*)) \geq 0$ which implies that

$$f(\mathbf{x}^*) \leq f(\mathbf{x}^*) + \sum_{i=1}^m \lambda_i (b_i - g_i(\mathbf{x}^*)).$$

Here the right-hand side is the objective function value of a feasible solution of $(L(\lambda))$, i.e.

$$\nu(P) = f(\mathbf{x}^*) \leq f(\mathbf{x}^*) + \sum_{i=1}^m \lambda_i (b_i - g_i(\mathbf{x}^*)) \leq \nu(L(\lambda)).$$

■

There is another connection between (P) and $(L(\lambda))$ which is also important from the point of view of the notion of relaxation.

Theorem 24.3 *Let \mathbf{x}_L be the optimal solution of the Lagrange relaxation. If*

$$\mathbf{g}(\mathbf{x}_L) \leq \mathbf{b} \quad (24.23)$$

and

$$\sum_{i=1}^m \lambda_i (b_i - g_i(\mathbf{x}_L)) = 0 \quad (24.24)$$

then \mathbf{x}_L is an optimal solution of (P).

Proof (24.23) means that \mathbf{x}_L is a feasible solution of (P). For any feasible solution \mathbf{x} of (P) it follows from the optimality of \mathbf{x}_L that

$$f(\mathbf{x}) \leq f(\mathbf{x}) + \sum_{i=1}^m \lambda_i (b_i - g_i(\mathbf{x})) \leq f(\mathbf{x}_L) + \sum_{i=1}^m \lambda_i (b_i - g_i(\mathbf{x}_L)) = f(\mathbf{x}_L),$$

i.e. \mathbf{x}_L is at least as good as \mathbf{x} . ■

The importance of the conditions (24.23) and (24.24) is that they give an optimality criterion, i.e. if a point generated by the Lagrange multipliers satisfies them then it is optimal in the original problem. The meaning of (24.23) is that the optimal solution of the Lagrange problem is feasible in the original one and the meaning of (24.24) is that the objective function values of \mathbf{x}_L are equal in the two problems, just as in the case of the previous relaxation. It also indicates that the optimal solutions of the two problems are coincident in certain cases.

There is a practical necessary condition for being a useful relaxation which is that the relaxed problem is easier to solve than the original problem. The Lagrange relaxation has this property. It can be shown on Problem (24.19). Let $\lambda_1 = 1$, $\lambda_2 = \lambda_3 = 3$. Then the objective function (24.22) is the following

$$\begin{aligned} & (23x_1 + 19x_2 + 28x_3 + 14x_4 + 44x_5) + (14 - 5x_1 - x_2 - 6x_3 - 3x_4 - 5x_5) \\ & + 3(4 - 2x_1 - x_2 + 3x_3 - 5x_4 - 6x_5) + 3(7 - x_1 - 5x_2 - 8x_3 + 2x_4 - 8x_5) \\ & = 47 + (23 - 5 - 6 - 3)x_1 + (19 - 1 - 3 - 15)x_2 + (28 - 6 + 9 - 24)x_3 \\ & \quad + (14 - 3 - 15 + 5)x_4 + (44 - 5 - 18 - 24)x_5 \\ & = 47 + 9x_1 + 0x_2 + 7x_3 + x_4 - 3x_5. \end{aligned}$$

The only constraint is that all variables are binary. It implies that if a coefficient is positive in the objective function then the variable must be 1 in the optimal solution of the Lagrange problem, and if the coefficient is negative then the variable must be 0. As the coefficient of x_2 is zero, there are two optimal solutions: (1,0,1,1,0) and (1,1,1,1,0). The first one satisfies the optimality condition thus it is an optimal solution. The second one is infeasible.

What is common in all relaxation? They have three common properties.

1. All feasible solutions are also feasible in the relaxed problem.
2. The optimal value of the relaxed problem is an upper bound of the optimal value of the original problem.

3. There are cases when the optimal solution of the relaxed problem is also optimal in the original one.

The last property cannot be claimed for all particular case as then the relaxed problem is only an equivalent form of the original one and needs very likely approximately the same computational effort, i.e. it does not help too much. Hence the first two properties are claimed in the definition of the relaxation of a particular problem.

Definition 24.4 *Let f, h be two functions mapping from the n -dimensional Euclidean space into the real numbers. Further on let \mathcal{U}, \mathcal{V} be two subsets of the n -dimensional Euclidean space. The problem*

$$\max\{h(\mathbf{x}) \mid \mathbf{x} \in \mathcal{V}\} \quad (24.25)$$

is a relaxation of the problem

$$\max\{f(\mathbf{x}) \mid \mathbf{x} \in \mathcal{U}\} \quad (24.26)$$

if

(i) $\mathcal{U} \subset \mathcal{V}$ and

(ii) it is known a priori, i.e. without solving the problems that $\nu(24.25) \geq \nu(24.26)$.

Relaxation of a problem class No exact definition of the notion of *problem class* will be given. There are many problem classes in optimization. A few examples are the knapsack problem, the more general zero-one optimization, the traveling salesperson problem, linear programming, convex programming, etc. In what follows problem class means only an infinite set of problems.

One key step in the solution of (24.6) was that the problem was divided into subproblems and even the subproblems were divided into further subproblems, and so on.

The division must be carried out in a way such that the subproblems belong to the same problem class. By fixing the value of a variable the knapsack problem just becomes another knapsack problem of lesser dimension. The same is true for almost all optimization problems, i.e. a restriction on the value of a single variable (introducing either a lower bound, or upper bound, or an exact value) creates a new problem in the same class. But restricting a single variable is not the only possible way to divide a problem into subproblems. Sometimes special constraints on a set of variables may have sense. For example it is easy to see from the first constraint of (24.19) that at most two out of the variables x_1 , x_3 , and x_5 can be 1. Thus it is possible to divide it into two subproblems by introducing the new constraint which is either $x_1 + x_3 + x_5 = 2$, or $x_1 + x_3 + x_5 \leq 1$. The resulted problems are still in the class of binary optimization. The same does not work in the case of the knapsack problem as it must have only one constraint, i.e. if a second inequality is added to the problem then the new problem is out of the class of the knapsack problems.

The division of the problem into subproblems means that the set of feasible solutions is divided into subsets not excluding the case that one or more of the subsets turn out to be empty set. \mathcal{R}_5 and \mathcal{R}_6 gave such an example.

Another important feature is summarized in formula (24.12). It says that the

upper bound of the optimal value obtained from the undivided problem is at most as accurate as the upper bound obtained from the divided problems.

Finally, the further investigation of the subset \mathcal{F}_1 could be abandoned as \mathcal{R}_1 was not giving a higher upper bound as the objective function value of the optimal solution on \mathcal{R}_3 which lies at the same time in \mathcal{F}_3 , too, i.e. the subproblem defined on the set \mathcal{F}_3 was solved.

The definition of the relaxation of a problem class reflects the fact that relaxation and defining subproblems (branching) are not completely independent. In the definition it is assumed that the branching method is a priori given.

Definition 24.5 *Let \mathcal{P} and \mathcal{Q} be two problem classes. Class \mathcal{Q} is a relaxation of class \mathcal{P} if there is a map R with the following properties.*

1. R maps the problems of \mathcal{P} into the problems of \mathcal{Q} .
2. If a problem $(P) \in \mathcal{P}$ is mapped into $(Q) \in \mathcal{Q}$ then (Q) is a relaxation of (P) in the sense of Definition 29.44.
3. If (P) is divided into $(P_1), \dots, (P_k)$ and these problems are mapped into $(Q_1), \dots, (Q_k)$, then the inequality

$$\nu(Q) \geq \max\{\nu(Q_1), \dots, \nu(Q_k)\} \quad (24.27)$$

holds.

4. There are infinite many pairs $(P), (Q)$ such that an optimal solution of (Q) is also optimal in (P) .

24.2.2. The general frame of the B&B method

As the Reader has already certainly observed B&B divides the problem into subproblems and tries to fathom each subproblem by the help of a relaxation. A subproblem is fathomed in one of the following cases:

1. The optimal solution of the relaxed subproblem satisfies the constraints of the unrelaxed subproblem and its relaxed and non-relaxed objective function values are equal.
2. The infeasibility of the relaxed subproblem implies that the unrelaxed subproblem is infeasible as well.
3. The upper bound provided by the relaxed subproblem is less (in the case if alternative optimal solution are sought) or less or equal (if no alternative optimal solution is requested) than the objective function value of the best known feasible solution.

The algorithm can stop if all subsets (branches) are fathomed. If nonlinear programming problems are solved by B&B then the finiteness of the algorithm cannot be always guaranteed.

In a typical iteration the algorithm executes the following steps.

- It selects a leaf of the branching tree, i.e. a subproblem not divided yet into further subproblems.
- The subproblem is divided into further subproblems (branches) and their relaxations are defined.
- Each new relaxed subproblem is solved and checked if it belongs to one of the above-mentioned cases. If so then it is fathomed and no further investigation is needed. If not then it must be stored for further branching.
- If a new feasible solution is found which is better than the so far best one, then even stored branches having an upper bound less than the value of the new best feasible solution can be deleted without further investigation.

In what follows it is supposed that the relaxation satisfies definition 29.10.1.

The original problem to be solved is

$$\max f(\mathbf{x}) \quad (24.14)$$

$$\mathbf{g}(\mathbf{x}) \leq \mathbf{b} \quad (24.15)$$

$$\mathbf{x} \in \mathcal{X}. \quad (24.16)$$

Thus the set of the feasible solutions is

$$\mathcal{F} = \mathcal{F}_0 = \{\mathbf{x} \mid \mathbf{g}(\mathbf{x}) \leq \mathbf{b}; \mathbf{x} \in \mathcal{X}\}. \quad (24.28)$$

The relaxed problem satisfying the requirements of definition 29.10.1 is

$$\max h(\mathbf{x})$$

$$\mathbf{k}(\mathbf{x}) \leq \mathbf{b}$$

$$\mathbf{x} \in \mathcal{Y},$$

where $\mathcal{X} \subseteq \mathcal{Y}$ and for all points of the domain of the objective functions $f(\mathbf{x}) \leq h(\mathbf{x})$ and for all points of the domain of the constraint functions $\mathbf{k}(\mathbf{x}) \leq h(\mathbf{x})$. Thus the set of the feasible solutions of the relaxation is

$$\mathcal{R} = \mathcal{R}_0 = \{\mathbf{x} \mid \mathbf{k}(\mathbf{x}) \leq \mathbf{b}; \mathbf{x} \in \mathcal{Y}\}.$$

Let \mathcal{F}_k be a previously defined subset. Suppose that it is divided into the subsets $\mathcal{F}_{t+1}, \dots, \mathcal{F}_{t+p}$, i.e.

$$\mathcal{F}_k = \bigcup_{l=1}^p \mathcal{F}_{t+l}.$$

Let \mathcal{R}_k and $\mathcal{R}_{t+1}, \dots, \mathcal{R}_{t+p}$ be the feasible sets of the relaxed subproblems. To satisfy the requirement (24.27) of definition 29.10.1 it is assumed that

$$\mathcal{R}_k \supseteq \bigcup_{l=1}^p \mathcal{R}_{t+l}.$$

The subproblems are identified by their sets of feasible solutions. The unfathomed subproblems are stored in a list. The algorithm selects a subproblem from the list for further branching. In the formal description of the general frame of B&B the following notations are used.

\hat{z}	the objective function value of the best feasible solution found so far
\mathcal{L}	the list of the unfathomed subsets of feasible solutions
t	the number of branches generated so far
\mathcal{F}_0	the set of all feasible solutions
r	the index of the subset selected for branching
$p(r)$	the number of branches generated from \mathcal{F}_r
\mathbf{x}_i	the optimal solution of the relaxed subproblem defined on \mathcal{R}_i
z_i	the upper bound of the objective function on subset \mathcal{F}_i
$\mathcal{L} + \mathcal{F}_i$	the operation of adding the subset \mathcal{F}_i to the list \mathcal{L}
$\mathcal{L} - \mathcal{F}_i$	the operation of deleting the subset \mathcal{F}_i from the list \mathcal{L}

Note that $y_i = \max\{h(\mathbf{x}) \mid \mathbf{x} \in \mathcal{R}_i\}$.

The frame of the algorithms can be found below. It simply describes the basic ideas of the method and does not contain any tool of acceleration.

BRANCH-AND-BOUND

```

1   $\hat{z} \leftarrow -\infty$ 
2   $\mathcal{L} \leftarrow \{\mathcal{F}_0\}$ 
3   $t \leftarrow 0$ 
4  while  $\mathcal{L} \neq \emptyset$ 
5      do determination of  $r$ 
6           $\mathcal{L} \leftarrow \mathcal{L} - \mathcal{F}_r$ 
7          determination of  $p(r)$ 
8          determination of branching  $\mathcal{F}_r \subset \mathcal{R}_1 \cup \dots \cup \mathcal{R}_{p(r)}$ 
9          for  $i \leftarrow 1$  to  $p(r)$  do
10              $\mathcal{F}_{t+i} \leftarrow \mathcal{F}_r \cap \mathcal{R}_i$ 
11             calculation of  $(\mathbf{x}_{t+i}, z_{t+i})$ 
12             if  $z_{t+i} > \hat{z}$ 
13                 then if  $\mathbf{x}_{t+i} \in \mathcal{F}$ 
14                     then  $\hat{z} \leftarrow z_{t+i}$ 
15                 else  $\mathcal{L} \leftarrow \mathcal{L} + \mathcal{F}_{t+i}$ 
16          $t \leftarrow t + p(r)$ 
17         for  $i \leftarrow 1$  to  $t$  do
18             if  $z_i \leq \hat{z}$ 
19                 then  $\mathcal{L} \leftarrow \mathcal{L} - \mathcal{F}_i$ 
20 return  $\mathbf{x}$ 

```

The operations in rows 5, 7, 8, and 11 depend on the particular problem class and on the skills of the designer of the algorithm. The relaxed subproblem is solved in row 14. A detailed example is discussed in the next section. The handling of the list needs also careful consideration. Section 24.4 is devoted to this topic.

The loop in rows 17 and 18 can be executed in an implicit way. If the selected subproblem in row 5 has a low upper bound, i.e. $z_r \leq \hat{z}$ then the subproblem is fathomed and a new subproblem is selected.

However the most important issue is the number of required operations including the finiteness of the algorithm. The method is not necessarily finite. Especially nonlinear programming has infinite versions of it. Infinite loop may occur even in the case if the number of the feasible solutions is finite. The problem can be caused by an incautious branching procedure. A branch can belong to an empty set. Assume that that the branching procedure generates subsets from \mathcal{F}_r such that one of the subsets $\mathcal{F}_{t+1}, \dots, \mathcal{F}_{t+p(r)}$ is equal to \mathcal{F}_r and the other ones are empty sets. Thus there is an index i such that

$$\mathcal{F}_{t+i} = \mathcal{F}_r, \mathcal{F}_{t+1} = \dots = \mathcal{F}_{t+i-1} = \mathcal{F}_{t+i+1} = \dots = \mathcal{F}_{t+p(r)} = \emptyset. \quad (24.29)$$

If the same situation is repeated at the branching of \mathcal{F}_{t+i} then an infinite loop is possible.

Assume that a zero-one optimization problem of n variables is solved by B&B and the branching is made always according to the two values of a free variable. Generally it is not known that how large is the number of the feasible solutions. There are at most 2^n feasible solutions as it is the number of the zero-one vectors. After the first branching there are at most 2^{n-1} feasible solutions in the two first level leaves, each. This number is halved with each branching, i.e. in a branch on level k there are at most 2^{n-k} feasible solutions. It implies that on level n there is at most $2^{n-n} = 2^0 = 1$ feasible solution. As a matter of fact on that level there is exactly 1 zero-one vector and it is possible to decide whether or not it is feasible. Hence after generating all branches on level n the problem can be solved. This idea is generalized in the following finiteness theorem. While formulating the statement the previous notations are used.

Theorem 24.6 *Assume that*

- (i) *The set \mathcal{F} is finite.*
- (ii) *There is a finite set \mathcal{U} such that the following conditions are satisfied. If a subset $\hat{\mathcal{F}}$ is generated in the course of the branch and bound method then there is a subset $\hat{\mathcal{U}}$ of \mathcal{U} such that $\hat{\mathcal{F}} \subseteq \hat{\mathcal{U}}$. Furthermore if the branching procedure creates the cover $\mathcal{R}_1 \cup \dots \cup \mathcal{R}_p \supseteq \hat{\mathcal{F}}$ then $\hat{\mathcal{U}}$ has a partitioning such that*

$$\begin{aligned} \hat{\mathcal{U}} &= \hat{\mathcal{U}}_1 \cup \dots \cup \hat{\mathcal{U}}_p, \hat{\mathcal{U}}_i \cap \hat{\mathcal{U}}_j = \emptyset (i \neq j) \\ \hat{\mathcal{F}} \cap \hat{\mathcal{R}}_j &\subseteq \hat{\mathcal{U}}_j (j = 1, \dots, p) \end{aligned}$$

and moreover

$$1 \leq |\hat{\mathcal{U}}_j| < |\hat{\mathcal{U}}| \quad (j = 1, \dots, p). \quad (24.30)$$

- (iii) *If a set $\hat{\mathcal{U}}$ belonging to set $\hat{\mathcal{F}}$ has only a single element then the relaxed subproblem solves the unrelaxed subproblem as well.*

Then the BRANCH-AND-BOUND procedure stops after finite many steps. If $\hat{z} = -\infty$ then there is no feasible solution. Otherwise \hat{z} is equal to the optimal objective function value.

Remark. Notice that the binary problems mentioned above with $\hat{\mathcal{U}}_j$'s of type

$$\hat{\mathcal{U}}_j = \{\mathbf{x} \in \{0, 1\}^n \mid x_k = \delta_{kj}, k \in I_j\},$$

where $I_j \subset \{1, 2, \dots, n\}$ is the set of fixed variables and $\delta_{kj} \in \{0, 1\}$ is a fixed value, satisfy the conditions of the theorem.

Proof Assume that the procedure BRANCH-AND-BOUND executes infinite many steps. As the set \mathcal{F} is finite it follows that there is at least one subset of \mathcal{F} say \mathcal{F}_r such that it defines infinite many branches implying that the situation described in (24.29) occurs infinite many times. Hence there is an infinite sequence of indices, say $r_0 = r < r_1 < \dots$, such that $\mathcal{F}_{r_{j+1}}$ is created at the branching of \mathcal{F}_{r_j} and $\mathcal{F}_{r_{j+1}} = \mathcal{F}_{r_j}$. On the other hand the parallel sequence of the \mathcal{U} sets must satisfy the inequalities

$$|\mathcal{U}_{r_0}| > |\mathcal{U}_{r_1}| > \dots \geq 1.$$

It is impossible because the \mathcal{U} s are finite sets.

The finiteness of \mathcal{F} implies that optimal solution exists if and only if \mathcal{F} is nonempty, i.e. the problem cannot be unbounded and if feasible solution exist then the supremum of the objective function is its maximum. The initial value of \hat{z} is $-\infty$. It can be changed only in Row 18 of the algorithm and if it is changed then it equals to the objective function value of a feasible solution. Thus if there is no feasible solution then it remains $-\infty$. Hence if the second half of the statement is not true, then at the end of the algorithm \hat{z} equal the objective function value of a non-optimal feasible solution or it remains $-\infty$.

Let r be the maximal index such that \mathcal{F}_r still contains the optimal solution. Then

$$z_r \geq \text{optimal value} > \hat{z}.$$

Hence it is not possible that the branch containing the optimal solution has been deleted from the list in the loop of Rows 22 and 23, as $z_r > \hat{z}$. It is also sure that the subproblem

$$\max\{f(\mathbf{x}) \mid \mathbf{x} \in \mathcal{F}_r\}$$

has not been solved, otherwise the equation $z_r = \hat{z}$ should hold. Then only one option remained that \mathcal{F}_r was selected for branching once in the course of the algorithm. The optimal solution must be contained in one of its subsets, say \mathcal{F}_{t+i} which contradicts the assumption that \mathcal{F}_r has the highest index among the branches containing the optimal solution. ■

If an optimization problem contains only bounded integer variables then the sets \mathcal{U} s are the sets the integer vectors in certain boxes. In the case of some scheduling problems where the optimal order of tasks is to be determined even the relaxations have combinatorial nature because they consist of permutations. Then $\mathcal{U} = \mathcal{R}$ is also

possible. In both of the cases Condition (iii) of the theorem is fulfilled in a natural way.

Exercises

24.2-1 Decide if the Knapsack Problem can be a relaxation of the Linear Binary Optimization Problem in the sense of Definition 29.10.1. Explain your solution regardless that your answer is YES or NO.

24.3. Mixed integer programming with bounded variables

Many decisions have both continuous and discrete nature. For example in the production of electric power the discrete decision is to switch on or not an equipment. The equipment can produce electric energy in a relatively wide range. Thus if the first decision is to switch on then a second decision must be made on the level of the produced energy. It is a continuous decision. The proper mathematical model of such problems must contain both discrete and continuous variables.

This section is devoted to the mixed integer linear programming problem with bounded integer variables. It is assumed that there are n variables and a subset of them, say $\mathcal{I} \subseteq \{1, \dots, n\}$ must be integer. The model has m linear constraints in equation form and each integer variable has an explicit integer upper bound. It is also supposed that all variables must be nonnegative. More formally the mathematical problem is as follows.

$$\max \mathbf{c}^T \mathbf{x} \quad (24.31)$$

$$\mathbf{A}\mathbf{x} = \mathbf{b} \quad (24.32)$$

$$\forall j \in \mathcal{I} : x_j \leq g_j \quad (24.33)$$

$$x_j \geq 0 \quad j = 1, \dots, n \quad (24.34)$$

$$\forall j \in \mathcal{I} : x_j \text{ is integer} \quad (24.35)$$

where \mathbf{c} and \mathbf{x} are n -dimensional vectors, \mathbf{A} is an $m \times n$ matrix, \mathbf{b} is an m -dimensional vector and finally all g_j ($j \in \mathcal{I}$) is a positive integer.

In the mathematical analysis of the problem below the the explicit upper bound constraints (24.33) will not be used. The Reader may think that they are formally included into the other algebraic constraints (24.32).

There are technical reasons that the algebraic constraints in (24.32) are claimed in the form of equations. Linear programming relaxation is used in the method. The linear programming problem is solved by the simplex method which needs this form. But generally speaking equations and inequalities can be transformed into

one another in an equivalent way. Even in the numerical example discussed below inequality form is used.

First a numerical example is analyzed. The course of the method is discussed from geometric point of view. Thus some technical details remain concealed. Next simplex method and related topics are discussed. All technical details can be described only in the possession of them. Finally some strategic points of the algorithm are analyzed.

24.3.1. The geometric analysis of a numerical example

The problem to be solved is

$$\begin{aligned} \max \quad x_0 &= 2x_1 + x_2 \\ 3x_1 - 5x_2 &\leq 0 \\ 3x_1 + 5x_2 &\leq 15 \\ x_1, x_2 &\geq 0 \\ x_1, x_2 &\text{ is integer.} \end{aligned} \tag{24.36}$$

To obtain a relaxation the integrality constraints are omitted from the problem. Thus a linear programming problem of two variables is obtained.

The branching is made according to a non-integer variable. Both x_1 and x_2 have fractional values. To keep the number of branches as low as possible, only two new branches are created in a step.

The numbering of the branches is as follows. The original set of feasible solutions is No. 1. When the two new branches are generated then the branch belonging to the smaller values of the branching variable has the smaller number. The numbers are positive integers started at 1 and not skipping any integer. Branches having no feasible solution are numbered, too.

The optimal solution of the relaxation is $x_1 = 2.5$, $x_2 = 1.5$, and the optimal value is $\frac{13}{2}$ as it can be seen from figure 24.2. The optimal solution is the intersection point the lines determined by the equations

$$3x_1 - 5x_2 = 0$$

and

$$3x_1 + 5x_2 = 15.$$

If the branching is based on variable x_1 then they are defined by the inequalities

$$x_1 \leq 2 \quad \text{and} \quad x_1 \geq 3.$$

Notice that the maximal value of x_1 is 2.5. In the next subsection the problem is revisited. Then this fact will be observed from the simplex tableaux. Variable x_2 would create the branches

$$x_2 \leq 1 \quad \text{and} \quad x_2 \geq 2.$$

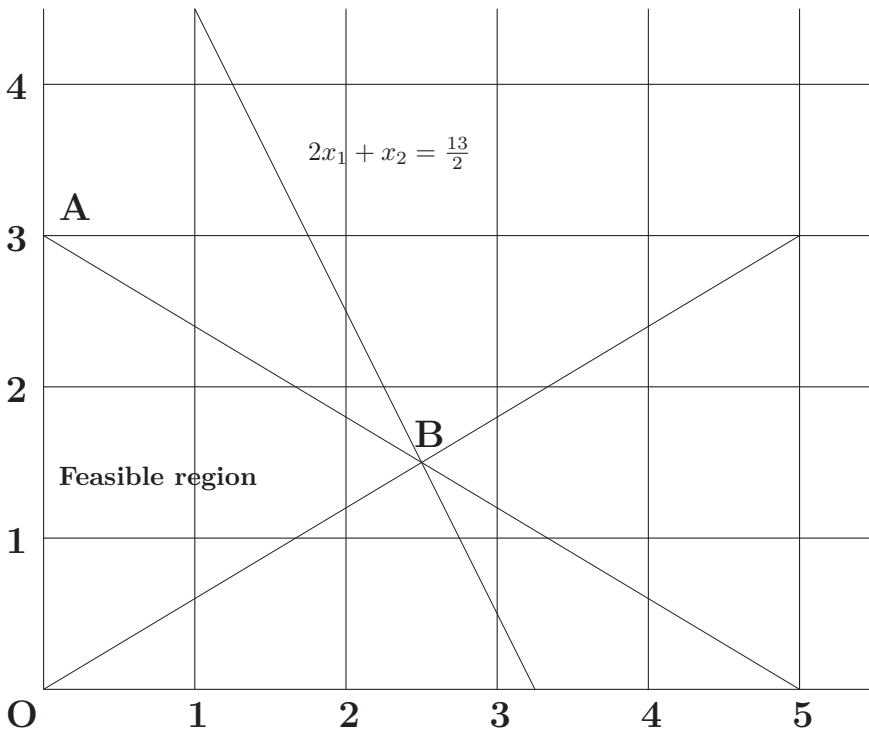


Figure 24.2 The geometry of linear programming relaxation of Problem (24.36) including the feasible region (triangle \overline{OAB}), the optimal solution ($x_1 = 2.5$, $x_2 = 1.5$), and the optimal level of the objective function represented by the line $2x_1 + x_2 = \frac{13}{2}$.

None of them is empty. Thus it is more advantageous the branch according to x_1 . Geometrically it means that the set of the feasible solutions in the relaxed problem is cut by the line $x_1 = 2$. Thus the new set becomes the quadrangle \overline{OACD} on Figure 24.3. The optimal solution on that set is $x_1 = 2$, $x_2 = 1.8$. It is point C on the figure.

Now branching is possible according only to variable x_2 . Branches 4 and 5 are generated by the cuts $x_2 \leq 1$ and $x_2 \geq 2$, respectively. The feasible regions of the relaxed problems are \overline{OHG} of Branch 4, and \overline{AEF} of Branch 5. The method continues with the investigation of Branch 5. The reason will be given in the next subsection when the quickly calculable upper bounds are discussed. On the other hand it is obvious that the set \overline{AEF} is more promising than \overline{OHG} if the Reader takes into account the position of the contour, i.e. the level line, of the objective function on Figure 24.3. The algebraic details discussed in the next subsection serve to realize the decisions in higher dimensions what is possible to see in 2-dimension.

Branches 6 and 7 are defined by the inequalities $x_1 \leq 1$ and $x_1 \geq 2$, respectively. The latter one is empty again. The feasible region of Branch 6 is \overline{AIJF} . The optimal solution in this quadrangle is the Point I. Notice that there are only three integer points in \overline{AIJF} which are (0,3), (0,2), and (1,2). Thus the optimal integer solution of

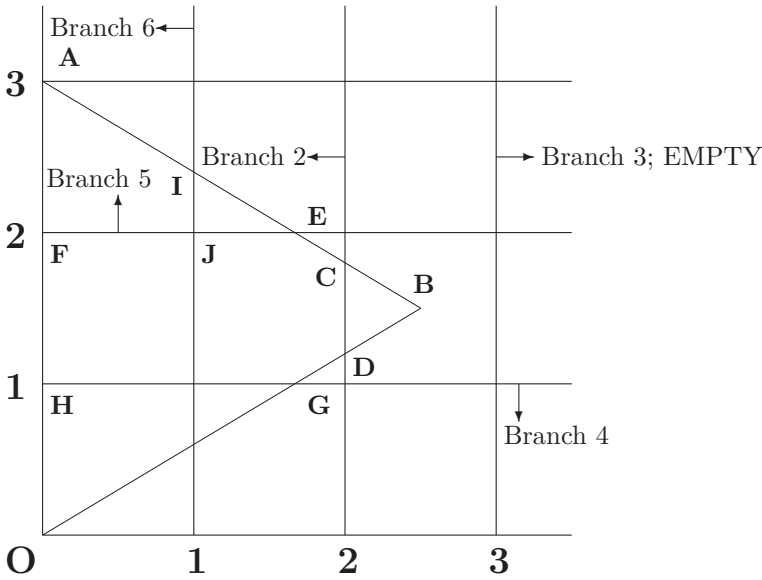


Figure 24.3 The geometry of the course of the solution. The co-ordinates of the points are: $O=(0,0)$, $A=(0,3)$, $B=(2.5,1.5)$, $C=(2,1.8)$, $D=(2,1.2)$, $E=(\frac{5}{3},2)$, $F=(0,2)$, $G=(\frac{5}{3},1)$, $H=(0,1)$, $I=(1,2.4)$, and $J=(1,2)$. The feasible regions of the relaxation are as follows. Branch 1: \overline{OAB} , Branch 2: \overline{ACD} , Branch 3: empty set, Branch 4: \overline{OHG} , Branch 5: \overline{AEF} , Branch 6: \overline{AIJF} , Branch 7: empty set (not on the figure). Point J is the optimal solution.

this branch is $(1,2)$. There is a technique which can help to leap over the continuous optimum. In this case it reaches directly point J, i.e. the optimal integer solution of the branch as it will be seen in the next section, too. Right now assume that the integer optimal solution with objective function value 4 is uncovered.

At this stage of the algorithm the only unfathomed branch is Branch 4 with feasible region \overline{OHG} . Obviously the optimal solution is point $G=(\frac{5}{3},1)$. Its objective function value is $\frac{13}{3}$. Thus it cannot contain a better feasible solution than the known $(1,2)$. Hence the algorithm is finished.

24.3.2. The linear programming background of the method

The first ever general method solving linear programming problems were discovered by George Dantzig and called *simplex method*. There are plenty of versions of the simplex method. The main tool of the algorithm is the so-called *dual simplex method*. Although simplex method is discussed in a previous volume, the basic knowledge is summarized here.

Any kind of simplex method is a so-called pivoting algorithm. *An important property of the pivoting algorithms is that they generate equivalent forms of the equation system and – in the case of linear programming – the objective function.* Practically it means that the algorithm works with equations. As many variables as many linearly independent equations exist are expressed with other variables and

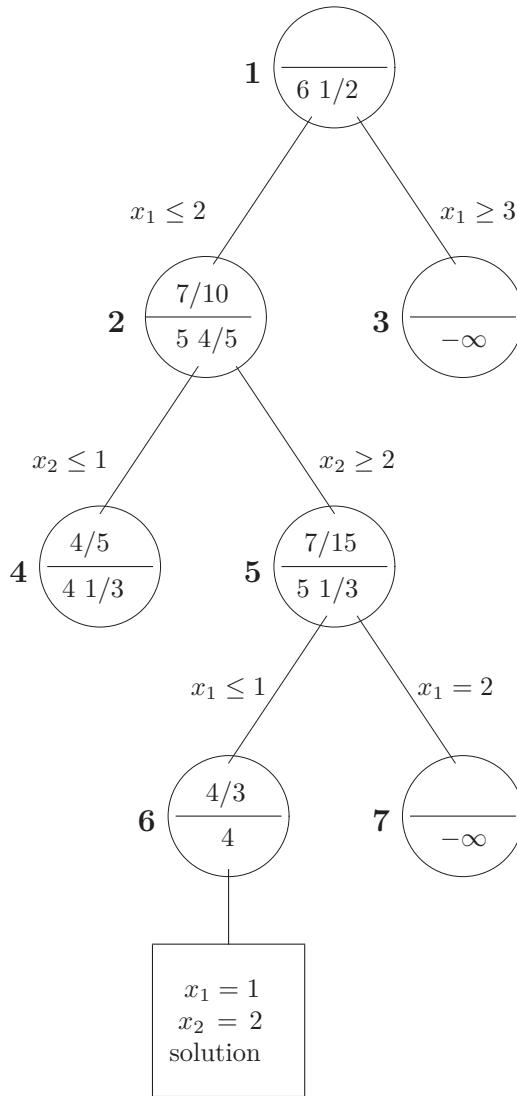


Figure 24.4 The course of the solution of Problem (24.36). The upper numbers in the circuits are explained in subsection 24.3.2. They are the corrections of the previous bounds obtained from the first pivoting step of the simplex method. The lower numbers are the (continuous) upper bounds obtained in the branch.

further consequences are drawn from the current equivalent form of the equations.

If there are inequalities in the problem then they are reformulated by introducing nonnegative slack variables. E.g. in case of LP-relaxation of Problem (24.36) the

equivalent form of the problem is

$$\begin{aligned} \max \quad x_0 &= 2x_1 + x_2 + 0x_3 + 0x_4 \\ &3x_1 - 5x_2 + x_3 + 0x_4 = 0 \\ &3x_1 + 5x_2 + 0x_3 + x_4 = 15 \\ &x_1, x_2, x_3, x_4 \geq 0. \end{aligned} \quad (24.37)$$

Notice that all variables appear in all equations including the objective function, but it is allowed that some coefficients are zeros. The current version (24.37) can be considered as a form where the variables x_3 and x_4 are expressed by x_1 and x_2 and the expression is substituted into the objective function. If $x_1 = x_2 = 0$ then $x_3 = 0$ and $x_4 = 15$, thus the solution is feasible. Notice that the value of the objective function is 0 and if it is possible to increase the value of any of x_1 and x_2 and still getting a feasible solution then a better feasible solution is obtained. It is true, because the method uses equivalent forms of the objective function. The method obtains better feasible solution by pivoting. Let x_1 and x_2 be the two expressed variables. Skipping some pivot steps the equivalent form of (24.37) is

$$\begin{aligned} \max \quad x_0 &= 0x_1 + 0x_2 - \frac{7}{30}x_3 - \frac{13}{30}x_4 + \frac{13}{2} \\ &x_1 + 0x_2 + \frac{1}{6}x_3 + \frac{1}{6}x_4 = \frac{5}{2} \\ &0x_1 + x_2 - \frac{1}{10}x_3 + \frac{1}{10}x_4 = \frac{3}{2} \\ &x_1, x_2, x_3, x_4 \geq 0. \end{aligned} \quad (24.38)$$

That form has two important properties. First if $x_3 = x_4 = 0$ then $x_1 = \frac{5}{2}$ and $x_2 = \frac{3}{2}$, thus the solution is feasible, similarly to the previous case. Generally this property is called *primal feasibility*. Secondly, the coefficients of the non-expressed variables are negative in the objective function. It is called *dual feasibility*. It implies that if any of the non-expressed variables is positive in a feasible solution then that is worse than the current one. It is true again, because the current form of the objective function is equivalent to the original one. Thus the current value of the objective function which is $\frac{13}{2}$, is optimal.

In what follows the sign of maximization and the nonnegativity of the variables will be omitted from the problem but they are kept in mind.

In the general case it may be assumed without loss of generality that all equations are independent. Simplex method uses the form of the problem

$$\max \quad x_0 = \mathbf{c}^T \mathbf{x} \quad (24.39)$$

$$\mathbf{A} \mathbf{x} = \mathbf{b} \quad (24.40)$$

$$\mathbf{x} \geq \mathbf{0}, \quad (24.41)$$

where \mathbf{A} is an $m \times n$ matrix, \mathbf{c} and \mathbf{x} are n -dimensional vectors, and \mathbf{b} is an m -dimensional vector. According to the assumption that all equations are independent, \mathbf{A} has m linearly independent columns. They form a basis of the m -dimensional linear space. They also form an $m \times m$ invertible submatrix. It is denoted by \mathbf{B} . The inverse of \mathbf{B} is \mathbf{B}^{-1} . Matrix \mathbf{A} is partitioned into the basic and non-basic parts:

$\mathbf{A} = (\mathbf{B}, \mathbf{N})$ and the vectors \mathbf{c} and \mathbf{x} are partitioned accordingly. Hence

$$\mathbf{Ax} = \mathbf{Bx}_B + \mathbf{Nx}_N = \mathbf{b}.$$

The expression of the basic variables is identical with the multiplication of the equation by \mathbf{B}^{-1} from left

$$\mathbf{B}^{-1}\mathbf{Ax} = \mathbf{B}^{-1}\mathbf{Bx}_B + \mathbf{B}^{-1}\mathbf{Nx}_N = \mathbf{Ix}_B + \mathbf{B}^{-1}\mathbf{Nx}_N = \mathbf{B}^{-1}\mathbf{b},$$

where \mathbf{I} is the unit matrix. Sometimes the equation is used in the form

$$\mathbf{x}_B = \mathbf{B}^{-1}\mathbf{b} - \mathbf{B}^{-1}\mathbf{Nx}_N. \quad (24.42)$$

The objective function can be transformed into the equivalent form

$$\mathbf{c}^T\mathbf{x} = \mathbf{c}_B^T\mathbf{x}_B + \mathbf{c}_N^T\mathbf{x}_N$$

$$\mathbf{c}_B^T(\mathbf{B}^{-1}\mathbf{b} - \mathbf{B}^{-1}\mathbf{Nx}_N) + \mathbf{c}_N^T\mathbf{x}_N = \mathbf{c}_B^T\mathbf{B}^{-1}\mathbf{b} + (\mathbf{c}_N^T - \mathbf{c}_B^T\mathbf{B}^{-1}\mathbf{N})\mathbf{x}_N.$$

Notice that the coefficients of the basic variables are zero. If the non-basic variables are zero valued then the value of the basic variables is given by the equation

$$\mathbf{x}_B = \mathbf{B}^{-1}\mathbf{b}.$$

Hence the objective function value of the basic solution is

$$\mathbf{c}^T\mathbf{x} = \mathbf{c}_B^T\mathbf{x}_B + \mathbf{c}_N^T\mathbf{x}_N = \mathbf{c}_B^T\mathbf{B}^{-1}\mathbf{b} + \mathbf{c}_N^T\mathbf{0} = \mathbf{c}_B^T\mathbf{B}^{-1}\mathbf{b}. \quad (24.43)$$

Definition 24.7 A vector \mathbf{x} is a **solution** of Problem (24.39)-(24.41) if it satisfies the equation (24.40). It is a **feasible solution** or equivalently a **primal feasible solution** if it satisfies both (24.40) and (24.41). A solution \mathbf{x} is a **basic solution** if the columns of matrix \mathbf{A} belonging to the non-zero components of \mathbf{x} are linearly independent. A basic solution is a **basic feasible** or equivalently a **basic primal feasible** solution if it is feasible. Finally a basic solution is **basic dual feasible** solution if

$$\mathbf{c}_N^T - \mathbf{c}_B^T\mathbf{B}^{-1}\mathbf{N} \leq \mathbf{0}^T. \quad (24.44)$$

The primal feasibility of a basic feasible solution is equivalent to

$$\mathbf{B}^{-1}\mathbf{b} \geq \mathbf{0}.$$

Let $\mathbf{a}_1, \dots, \mathbf{a}_n$ be the column vectors of matrix \mathbf{A} . Further on let \mathcal{I}_B and \mathcal{I}_N be the set of indices of the basic and non-basic variables, respectively. Then componentwise reformulation of (24.44) is

$$\forall j \in \mathcal{I}_N : c_j - \mathbf{c}_B^T\mathbf{B}^{-1}\mathbf{a}_j \leq 0.$$

The meaning of the dual feasibility is this. The current value of the objective function given in (24.43) is an upper bound of the optimal value as all coefficients in the equivalent form of the objective function is nonpositive. Thus if any feasible, i.e. nonnegative, solution is substituted in it then value can be at most the constant term, i.e. the current value.

Definition 24.8 A basic solution is **OPTIMAL** if it is both primal and dual feasible.

It is known from the theory of linear programming that among the optimal solutions there is always at least one basic solution. To prove this statement is beyond the scope of the chapter.

In Problem (24.37)

$$\mathbf{A} = \begin{pmatrix} 3 & -5 & 1 & 0 \\ 3 & 5 & 0 & 1 \end{pmatrix} \quad \mathbf{b} = \begin{pmatrix} 0 \\ 15 \end{pmatrix} \quad \mathbf{c} = \begin{pmatrix} 2 \\ 1 \\ 0 \\ 0 \end{pmatrix}.$$

If the basic variables are x_1 and x_2 then

$$\mathbf{B} = \begin{pmatrix} 3 & -5 \\ 3 & 5 \end{pmatrix} \quad \mathbf{B}^{-1} = \frac{1}{30} \begin{pmatrix} 5 & 5 \\ -3 & 3 \end{pmatrix} \quad \mathbf{N} = \begin{pmatrix} 1 & 0 \\ 0 & 1 \end{pmatrix} \quad \mathbf{c}_B = \begin{pmatrix} 2 \\ 1 \end{pmatrix}.$$

Hence

$$\mathbf{c}_B^T \mathbf{B}^{-1} = (2, 1) \frac{1}{30} \begin{pmatrix} 5 & 5 \\ -3 & 3 \end{pmatrix} = \left(\frac{7}{30}, \frac{13}{30} \right)$$

$$\mathbf{B}^{-1} \mathbf{b} = \frac{1}{30} \begin{pmatrix} 5 & 5 \\ -3 & 3 \end{pmatrix} \begin{pmatrix} 0 \\ 15 \end{pmatrix} = \begin{pmatrix} 75/30 \\ 45/30 \end{pmatrix} = \begin{pmatrix} 5/2 \\ 3/2 \end{pmatrix}, \quad \mathbf{B}^{-1} \mathbf{N} = \mathbf{B}^{-1}.$$

The last equation is true as \mathbf{N} is the unit matrix. Finally

$$\mathbf{c}_N^T - \mathbf{c}_B^T \mathbf{B}^{-1} \mathbf{N} = (0, 0) - \left(\frac{7}{30}, \frac{13}{30} \right) \begin{pmatrix} 1 & 0 \\ 0 & 1 \end{pmatrix} = \left(-\frac{7}{30}, -\frac{13}{30} \right).$$

One can conclude that this basic solution is both primal and dual feasible.

There are two types of simplex methods. Primal simplex method starts from a primal feasible basic solution. Executing pivoting steps it goes through primal feasible basic solutions and finally even the dual feasibility is achieved. The objective function values are monotone increasing in the primal simplex method.

The dual simplex method starts from a dual feasible basic solution it goes through dual feasible basic solutions until even primal feasibility is achieved in the last iteration. The objective function values are monotone decreasing in the dual simplex method. We discuss it in details as it is the main algorithmic tool of the method.

Each simplex method uses its own simplex tableau. Each tableau contains the transformed equivalent forms of the equations and the objective function. In the case of the dual simplex tableau the elements of it are derived from the form of the equations

$$\mathbf{x}_B = \mathbf{B}^{-1} \mathbf{b} - \mathbf{B}^{-1} \mathbf{N} \mathbf{x}_N = \mathbf{B}^{-1} \mathbf{b} + \mathbf{B}^{-1} \mathbf{N} (-\mathbf{x}_N),$$

where the second equation indicates that the minus sign is associated to non-basic variables. The dual simplex tableau contains the expression of *all* variables by the

negative non-basic variables including the objective function variable x_0 and the non-basic variables. For the latter ones the trivial

$$x_j = -(-x_j)$$

equation is included. For example the dual simplex tableau for (24.37) is provided that the basic variables are x_1 and x_2 (see (24.38))

variable	constant	$-x_3$	$-x_4$
x_0	13/2	7/30	13/30
x_1	5/2	1/6	1/6
x_2	3/2	-1/10	1/10
x_3	0	-1	0
x_4	0	0	-1

Generally speaking the potentially non-zero coefficients of the objective function are in the first row, the constant terms are in the first column and all other coefficients are in the inside of the tableau. The order of the rows is never changed. On the other hand a variable which left the basis immediately has a column instead of that variable which entered the basis.

The elements of the dual simplex tableau are denoted by d_{jk} where $k = 0$ refers to the constant term of the equation of variable x_j and otherwise $k \in I_N$ and d_{jk} is the coefficient of the non-basic variable $-x_k$ in the expression of the variable x_j . As x_0 is the objective function variable d_{0k} is the coefficient of $-x_k$ in the equivalent form (24.42) of the objective function. The dual simplex tableau can be seen on Figure 24.5.

Notice that dual feasibility means that there are nonnegative elements in the first row of the tableau with the potential exception of its first element, i.e. with the potential exception of the objective function value.

Without giving the proof of its correctness the pivoting procedure is this. The aim of the pivoting is to eliminate the primal infeasibility, i.e. the negative values of the variables, with the potential exception of the objective function value, i.e. the elimination of the negative terms from the first column. Instead of that basic variable x_p a non-basic one will be expressed from the equation such that the negative constant term becomes zero and the value of the new basic variable, i.e. the value of x_k , becomes positive. It is easy to see that this requirement can be satisfied only if the new expressed variable, say x_k , has a negative coefficient in the equation, i.e. $d_{pk} < 0$. After the change of the basis the row of x_p must become a negative unit vector as x_p became a non-basic variable, thus its expression is

$$x_p = -(-x_p). \quad (24.45)$$

The transformation of the tableau consists of the transformations of the columns such that the form (24.45) of the row of x_p is generated. The position of the (-1) in the row is the crossing of the row of x_p and the column belonging to x_k before pivoting.

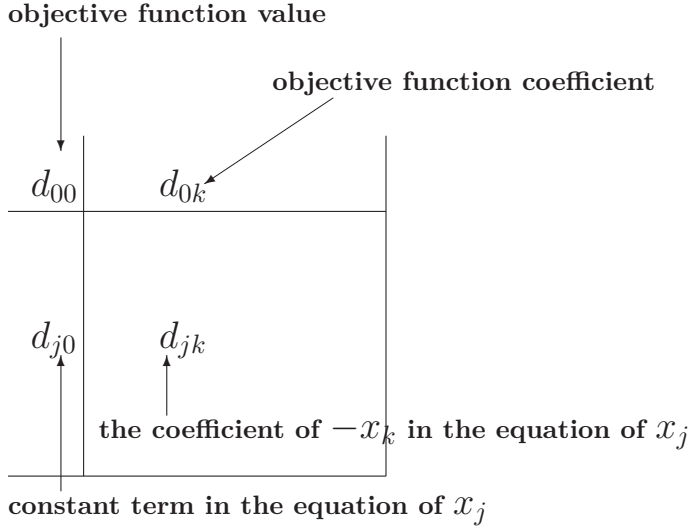


Figure 24.5 The elements of the dual simplex tableau.

This column becomes the column of x_p . There is another requirement claiming that the dual feasibility must hold on. Let \mathbf{d}_j be the column of the non-basic variable x_j including \mathbf{d}_0 as the column of the constant terms. Then the formulae of the column transformation are the followings where j is either zero or the index of a non-basic variable different from k :

$$\mathbf{d}_j^{new} = \mathbf{d}_j^{old} - \frac{d_{pj}^{old}}{d_{pk}^{old}} \mathbf{d}_k^{old} \tag{24.46}$$

and

$$\mathbf{d}_p^{new} = -\frac{1}{d_{pk}^{old}} \mathbf{d}_k^{old}.$$

To maintain dual feasibility means that after the change of the basis the relation $d_{0j}^{new} \geq 0$ must hold for all non-basic indices, i.e. for all $j \in \mathcal{I}_N^{new}$. It follows from (24.46) that k must be chosen such that

$$k = \operatorname{argmax} \left\{ \frac{d_{0j}^{old}}{d_{pj}^{old}} \mid d_{pj}^{old} < 0 \right\}. \tag{24.47}$$

In the course of the branch method in the optimization of the relaxed subproblems dual simplex method can save a lot of computation. On the other hand what is used in the description of the method, is only the effect of one pivoting on the value of

the objective function. According to (24.46) the new value is

$$d_{00}^{new} = d_{00}^{old} - \frac{d_{p0}^{old}}{d_{pk}^{old}} d_{0k}^{old}.$$

Notice that $d_{p0}^{old}, d_{pk}^{old} < 0$ and $d_{0k}^{old} \geq 0$. Hence the objective function value decreases by the nonnegative value

$$\frac{d_{p0}^{old}}{d_{pk}^{old}} d_{0k}^{old}. \tag{24.48}$$

The formula (24.48) will be used if a new constraint is introduced at branching and it cuts the previous optimal solution. As the new constraint has nothing to do with the objective function, it will not destroy dual feasibility, but, of course, the optimal solution of the relaxed problem of the branch becomes primal infeasible.

For example the inequality $x_1 \leq 2$ is added to the relaxation (24.37) defining a new branch then it is used in the equation form

$$x_1 + x_5 = 2, \tag{24.49}$$

where x_5 is nonnegative continuous variable. According to the simplex tableau

$$x_1 = \frac{5}{2} + \frac{1}{6}(-x_3) + \frac{1}{6}(-x_4).$$

Hence

$$x_5 = -\frac{1}{2} - \frac{1}{6}(-x_3) - \frac{1}{6}(-x_4). \tag{24.50}$$

(24.49) is added to the problem in the form (24.50). Then the dual simplex tableau is

variable	constant	$-x_3$	$-x_4$
x_0	$13/2$	$7/30$	$13/30$
x_1	$5/2$	$1/6$	$1/6$
x_2	$3/2$	$-1/10$	$1/10$
x_3	0	-1	0
x_4	0	0	-1
x_5	$-1/2$	$-1/6$	$-1/6$

Only x_5 has a negative value, thus the first pivoting must be done in its row. Rule (24.47) selects x_3 for entering the basis. Then after the first pivot step the value of the objective function decreases by

$$-\frac{1}{2} \times \frac{7}{30} = \frac{7}{10}.$$

If the optimal solution of the relaxed problem is not reached after the first pivoting

variable	constant	$-x_3$	$-x_4$
x_0	$13/2$	$7/30$	$13/30$
x_1	$5/2$	$1/6$	$1/6$
x_2	$3/2$	$-1/10$	$1/10$
x_3	0	-1	0
x_4	0	0	-1
x_6	$-1/2$	$1/6$	$1/6$

then further decrease is possible. But decrease of 0.7 is sure compared to the previous upper bound.

Another important property of the cuts is that if it has no negative coefficient in the form how it is added to the simplex tableau then there is no negative pivot element, i.e. the relaxed problem is infeasible, i.e. the branch is empty. For example the cut $x_1 \geq 3$ leading to an empty branch is added to the problem in the form

$$x_1 - x_6 = 3$$

where x_6 is also a nonnegative variable. Substituting the value of x_1 again the equation is transformed to

$$x_6 = -\frac{1}{2} + \frac{1}{6}(-x_3) + \frac{1}{6}(-x_4).$$

Hence the simplex tableau is obtained. There is a negative value at the crossing point of the first column and the row of x_6 . But it is not possible to choose a pivot element in that row, as there is no negative element of the row. It means that feasibility can not be achieved, i.e. that branch is infeasible and thus it is completely fathomed.

24.3.3. Fast bounds on lower and upper branches

The branching is always based on a variable which should be integer but in the current optimal solution of the linear programming relaxation it has fractional value. If it has fractional value then its value is non-zero thus it is basic variable. Assume that its index is p . Remember that \mathcal{I} , \mathcal{I}_B , and \mathcal{I}_N are the index sets of the integer, basic, and non-basic variables, respectively. Hence $p \in \mathcal{I} \cap \mathcal{I}_B$. According to the last simplex tableau x_p is expressed by the non-basic variables as follows:

$$x_p = d_{p0} + \sum_{j \in \mathcal{I}_N} d_{pj}(-x_j). \quad (24.51)$$

As d_{p0} has fractional value

$$1 > f_p = d_{p0} - \lfloor d_{p0} \rfloor > 0.$$

The branch created by the inequality

$$x_p \leq \lfloor d_{p0} \rfloor \quad (24.52)$$

is called *lower branch* and the inequality

$$x_p \geq \lfloor d_{p0} \rfloor + 1$$

creates the *upper branch*.

Let \mathcal{J}^+ and \mathcal{J}^- be the set of indices of the nonbasic variables according to the signs of the coefficients in (24.51), i.e.

$$\mathcal{J}^+(\mathcal{J}^-) = \{j \mid j \in \mathcal{I}_N; d_{pj} > 0 (d_{pj} < 0)\}.$$

First the lower branch is analyzed. It follows from (24.51) that the inequality (24.52) is equivalent to

$$x_p - \lfloor d_{p0} \rfloor = f_p + \sum_{j \in \mathcal{I}_N} d_{pj}(-x_j) \leq 0.$$

Thus

$$s = -f_p + \sum_{j \in \mathcal{I}_N} (-d_{pj})(-x_j) \quad (24.53)$$

is a nonnegative variable and row (24.53) can be added to the dual simplex tableau. It will contain the only negative element in the first column that is the optimization in the lower branch starts by pivoting in this row. (24.53) can be reformulated according to the signs of the coefficients as

$$s = -f_p + \sum_{j \in \mathcal{J}^+} (-d_{pj})(-x_j) + \sum_{j \in \mathcal{J}^-} (-d_{pj})(-x_j). \quad (24.54)$$

The pivot element must be negative, thus it is one of $-d_{pj}$'s with $j \in \mathcal{J}^+$. Hence the first decrease (24.48) of the objective function is

$$P_{lp} = \min \left\{ \frac{d_{0j}}{d_{pj}} f_p \mid j \in \mathcal{J}^+ \right\}. \quad (24.55)$$

In the upper branch the inequality (24.52) is equivalent to

$$x_p - \lfloor d_{p0} \rfloor = f_p + \sum_{j \in \mathcal{I}_N} d_{pj}(-x_j) \geq 1.$$

Again the nonnegative slack variable s should be introduced. Then the row which can be added to the simplex tableau is

$$s = (f_p - 1) + \sum_{j \in \mathcal{J}^+} d_{pj}(-x_j) + \sum_{j \in \mathcal{J}^-} d_{pj}(-x_j). \quad (24.56)$$

Thus the pivot element must belong to one of the indices $j \in \mathcal{J}^-$ giving the value

$$P_{up} = \min \left\{ \frac{d_{0j}}{-d_{pj}} (1 - f_p) \mid j \in \mathcal{J}^- \right\}. \quad (24.57)$$

Let \hat{z} be the upper bound on the original branch obtained by linear programming. Then the quantities P_{lp} and P_{up} define the upper bounds of the objective functions $\hat{z} - P_{lp}$ and $\hat{z} - P_{up}$ on the lower and upper subbranches, respectively. They are not substituting complete optimization in the subbranches. On the other hand they are easily computable and can give some orientation to the selection of the next branch for further investigation (see below).

The quantities P_{lp} and P_{up} can be improved, i.e. increased. The claim that the variable s defined in (24.54) is nonnegative implies that

$$-f_p \geq \sum_{j \in \mathcal{J}^+} d_{pj}(-x_j). \quad (24.58)$$

In a similar way the nonnegativity of variable s in (24.56) implies that

$$f_p - 1 \geq \sum_{j \in \mathcal{J}^-} (-d_{pj})(-x_j). \quad (24.59)$$

If (24.59) is multiplied by the positive number

$$\frac{f_p}{1 - f_p}$$

then it gets the form

$$-f_p \geq \sum_{j \in \mathcal{J}^-} \frac{f_p}{1 - f_p} (-d_{pj})(-x_j). \quad (24.60)$$

The inequalities (24.58) and (24.60) can be unified in the form:

$$-f_p \geq \sum_{j \in \mathcal{J}^+} d_{pj}(-x_j) + \sum_{j \in \mathcal{J}^-} \frac{f_p}{1 - f_p} (-d_{pj})(-x_j). \quad (24.61)$$

Notice that (24.61) *not* the sum of the two inequalities. The same negative number stands on the left-hand side of both inequalities and is greater or equal than the right-hand side. Then both right-hand sides must have negative value. Hence the left-hand side is greater than their sum.

The same technique is applied to the variable x'_p instead of x_p with

$$x'_p = x_p + \sum_{j \in \mathcal{I} \cap \mathcal{I}_N} \mu_j x_j,$$

where μ_j 's are integer values to be determined later. x'_p can be expressed by the non-basic variables as

$$x'_p = d_{p0} + \sum_{j \in \mathcal{I} \cap \mathcal{I}_N} (d_{pj} - \mu_j)(-x_j) + \sum_{j \in \mathcal{I}_N \setminus \mathcal{I}} d_{pj}(-x_j).$$

Obviously x'_p is an integer variable as well and its current value if the non-basic

variables are fixed to zero is equal to the current value of d_{p0} . Thus it is possible to define the new branches according to the values of x'_p . Then the inequality of type (24.61) which is defined by x'_p , has the form

$$\begin{aligned}
 -f_p \geq & \sum_{\substack{j \in \mathcal{I} \cap \mathcal{I}_N \\ d_{pj} - \mu_j \geq 0}} (d_{pj} - \mu_j)(-x_j) + \sum_{\substack{j \in \mathcal{I} \cap \mathcal{I}_N \\ d_{pj} - \mu_j < 0}} \frac{f_p}{1 - f_p} (\mu_j - d_{pj})(-x_j) \\
 & + \sum_{\substack{j \in \mathcal{I}_N \setminus \mathcal{I} \\ d_{pj} > 0}} d_{pj}(-x_j) + \sum_{\substack{j \in \mathcal{I}_N \setminus \mathcal{I} \\ d_{pj} < 0}} \frac{f_p}{1 - f_p} (-d_{pj})(-x_j).
 \end{aligned}$$

The appropriate quantities P'_{lp} and P'_{up} are as follows:

$$P'_{lp} = \min\{a, b\},$$

where

$$a = \min \left\{ \frac{d_{0j}}{d_{pj} - \mu_j} f_p \mid j \in \mathcal{I} \cap \mathcal{I}_N, d_{pj} - \mu_j > 0 \right\}$$

and

$$b = \min \left\{ \frac{d_{0j}}{d_{pj}} f_p \mid j \in \mathcal{I}_N \setminus \mathcal{I}, d_{pj} > 0 \right\}$$

further

$$P'_{up} = \min\{c, d\},$$

where

$$c = \min \left\{ \frac{d_{0j}(1 - f_p)^2}{(\mu_j - d_{pj})f_p} \mid j \in \mathcal{I} \cap \mathcal{I}_N, d_{pj} - \mu_j < 0 \right\}$$

and

$$d = \min \left\{ -\frac{d_{0j}(1 - f_p)^2}{f_p d_{pj}} \mid j \in \mathcal{I}_N \setminus \mathcal{I}, d_{pj} < 0 \right\}.$$

The values of the integers must be selected in a way that the absolute values of the coefficients are as small as possible, because the inequality cuts the greatest possible part of the polyhedral set of the continuous relaxation in this way. (See Exercise 24.3-1.) To do so the absolute value of $d_{pj} - \mu_j$ must be small. Depending on its sign it can be either f_j , or $f_j - 1$, where f_j is the fractional part of d_{pj} , i.e. $f_j = d_{pj} - [d_{pj}]$.

Assume that $f_j > 0$. If $d_{pj} + \mu_j = f_j$ then the term

$$\frac{d_{0j} f_p}{f_j} \tag{24.62}$$

is present among the terms of the minimum of the lower branch. If $d_{pj} > 0$ then it obviously is at least as great as the term

$$\frac{d_{0j} f_p}{d_{pj}},$$

which appears in P_{lp} , i.e. in the right-hand side of (24.55). If $d_{pj} < 0$ then there is a term

$$\frac{d_{0j}(f_p - 1)}{d_{pj}} \quad (24.63)$$

is in the right-hand side of (24.57). d_{0j} is a common multiplier in the terms (24.62) and (24.63), therefore it can be disregarded when the terms are compared. Under the assumption that $f_j \leq f_p$ it will be shown that

$$\frac{f_p}{f_j} \geq \frac{f_p - 1}{d_{pj}}.$$

As d_{pj} is supposed to be negative the statement is equivalent to

$$d_{pj}f_p \leq (f_p - 1)f_j.$$

Hence the inequality

$$(\lfloor d_{pj} \rfloor + f_j)f_p \leq f_p f_j - f_j$$

must hold. It can be reduced to

$$\lfloor d_{pj} \rfloor f_p \leq -f_j.$$

It is true as $\lfloor d_{pj} \rfloor \leq -1$ and

$$-1 \leq \frac{-f_j}{f_p} < 0.$$

If $d_{pj} + \mu_j = f_j - 1$ then according to (24.57) and (24.61) the term

$$\frac{d_{0j}(1 - f_j)^2}{f_p(1 - f_j)}$$

is present among the terms of the minimum of the upper branch. In a similar way it can be shown that if $f_j > f_p$ then it is always at least as great as the term

$$\frac{d_{0j}(f_j - 1)}{d_{pj}}$$

which is present in the original formula (24.57).

Thus the rule of the choice of the integers μ_j 's is

$$\mu_j = \begin{cases} \lfloor d_{pj} \rfloor & \text{if } f_j \leq f_p, \\ \lceil d_{pj} \rceil & \text{if } f_j > f_p \end{cases} \quad (24.64)$$

24.3.4. Branching strategies

The B&B frame doesn't have any restriction in the selection of the unfathomed node for the next branching in row 7 of BRANCH-AND-BOUND. First two extreme strategies are discussed with pros and cons. The same considerations have to be taken in almost all applications of B&B. The third method is a compromise between the two extreme ones. Finally methods more specific to the integer programming are discussed.

The LIFO Rule LIFO means “Last-In-First-Out”, i.e. one of the branches generated in the last iteration is selected. A general advantage of the rule is that the size of the enumeration tree and the size of the list \mathcal{L} remains as small as possible. In the case of the integer programming problem the creation of the branches is based on the integer values of the variables. Thus the number of the branches is at most $g_j + 1$ if the branching variable is x_j . In the LIFO strategy the number of leaves is strictly less than the number of the created branches on each level with the exemption of the deepest level. Hence at any moment the enumeration tree may not have more than

$$\sum_{j=1}^n g_j + 1$$

leaves.

The drawback of the strategy is that the flexibility of the enumeration is lost. The flexibility is one of the the main advantage of B&B in solving pure integer problems.

If the algorithm skips from one branch to another branch far away from the first one then it is necessary to reconstruct the second branch including not only the branching restrictions on the variables but any other information which is necessary to the bounding procedure. In the particular algorithm the procedure determining the bound is linear programming, more precisely a simplex method. If a new restriction as a linear constraint is added to the problem which cuts off the previous optimal solution, then the simplex tableau loses the primal feasibility but the dual feasibility still holds. Thus a dual simplex method can immediately start without carrying out a first phase. (The purpose of the first phase which itself is a complete optimization, is to find a primal or dual feasible basic solution depending for primal or dual simplex method, respectively.) If the B&B method skips to another branch then to get the new bound by the simplex method will require the execution of the first phase, too.

A further consideration concerns to the construction of feasible solutions. Generally speaking if good feasible solutions are known in the early phase of the algorithm then the whole procedure can be accelerated. In the current algorithm branching has a "constructive nature". It means that the value of the branching variable becomes more restricted therefore it either becomes integer in the further optimal solutions in the subbranches of the branch, or it will be restricted further on. Thus it can be expected that sooner or later a complete integer solution is constructed which might be feasible or infeasible. On the other hand if the algorithm skips frequently in the phase when no feasible solution is known then it is very likely that any construction will be finished only later, i.e. the acceleration will not take place, because of the lack of feasible solution.

If a LIFO type step is to be done and the branching variable is x_p then the lower branch should be chosen in step 7 of the algorithm, if

$$z_r - P_{lp} \geq z_r - P_{up}, \quad \text{i.e.} \quad P_{lp} \leq P_{up}.$$

The maximal bound The other extreme strategy is that the branch having the maximal bound is selected in each iteration. The idea is simple and clear: it is the most promising branch therefore it worth to explore it.

Unfortunately the idea is not completely true. The bounds of the higher level branches are not accurate enough. This phenomenon has been discussed during the analysis of the numerical example in the subsection 24.1.3 in relation (24.12). Thus a somewhat smaller upper bound in a lower branch can indicate a more promising branch.

The maximal bound strategy can lead to a very wide enumeration tree which may cause memory problems. Moreover the construction of feasible solutions will be slow and therefore the relatively few solutions will be enumerated implicitly, i.e. the number of steps will be high, i.e. the method will be slow.

Fast bounds and estimates If the optimal solution of the relaxed problem is non-integer then it can have several fractional components. All of them must be changed to be integer to obtain the optimal integer programming solution of the branch. The change of the value of each currently fractional variable as a certain cost. The cost of the individual changes are estimated and summed up. The cost means the loss in the value of the objective function. An adjusted value of the bound of the branch is obtained if the sum of the estimated individual costs is subtracted from the current bound. It is important to emphasize that the adjusted value is not an upper or lower bound of the optimal value of integer programming solution of the branch but it is only a realistic estimation.

There are two ways to obtain the estimation. The first one uses the crude values of the fractionality. Let f_j and f_j^0 be the fractional part of variable x_j in the current branch and in the relaxed problem of the original problem, respectively. Further on let z_r , z_0 , and \hat{z} be the optimal value of the relaxed problem in the current branch, in the original problem, and the value of the best feasible integer solution found so far. Generally speaking the measure of the fractionality of a real number α is that how far is α to the closest integer, i.e.

$$\min\{\alpha - \lfloor \alpha \rfloor, \lceil \alpha \rceil - \alpha\}.$$

Hence the estimate is

$$z_r - (z_0 - \hat{z}) \frac{\sum_{j \in \mathcal{I}} \min\{f_j, 1 - f_j\}}{\sum_{j \in \mathcal{I}} \min\{f_j^0, 1 - f_j^0\}}. \quad (24.65)$$

(24.65) takes into account the average inaccuracy of the bounds.

The fast bounds defined in (24.55) and (24.57) can be used also for the same purpose. They concern to the correction of the fractionality of a single variable in the current branch. Hence the estimate

$$z_r - \sum_{j \in \mathcal{I}} \min\{P_{l_j}, P_{u_j}\}$$

is a natural choice.

A Rule based on depth, bound, and estimates The constraints defining the branches are integer valued lower and upper bounds on the branching variables. Thus one can expect that these new constraints force the majority of the branching variables to be integer. It means that the integrality of the optimal solution of the relaxed problem improves with the depth of the branch. Thus it is possible to connect the last two rules on the following way. The current bound is abandoned and the algorithm selects the best bound is the improvement based on estimates is above a certain threshold.

24.3.5. The selection of the branching variable

In selecting the branching variable again both the fractional part of the non-integer variables and the fast bounds have critical role. A further factor can be the information obtained from the user.

Selection based on the fractional part The most significant change can be expected from that variable which is farthest from integers as the cuts defining the two new branches cut the most. As the measure of fractionality is $\min\{f_j, 1 - f_j\}$ the rule suggest to choose the branching variable x_p as

$$p = \operatorname{argmax}\{\min\{f_j, 1 - f_j\} \mid j \in \mathcal{I}\}$$

Selection based on fast bounds Upper bounds are

$$z_r - P_{lp} \quad \text{and} \quad z_r - P_{up}$$

in the lower and upper branches of branch r if the branching variable is x_p .

Here are five possible selection criteria:

$$\max_{p:} \max\{z_r - P_{lp}, z_r - P_{up}\} \quad (24.66)$$

$$\max_{p:} \min\{z_r - P_{lp}, z_r - P_{up}\} \quad (24.67)$$

$$\min_{p:} \max\{z_r - P_{lp}, z_r - P_{up}\} \quad (24.68)$$

$$\min_{p:} \min\{z_r - P_{lp}, z_r - P_{up}\} \quad (24.69)$$

$$\max_{p:} \{|P_{lp} - P_{up}|\}. \quad (24.70)$$

Which one can be offered for a B&B algorithm?

Notice that

$$\max\{z_r - P_{lp}, z_r - P_{up}\}$$

is a correct upper bound of branch r as it has been mentioned earlier. Thus (24.66) selects according to the most inaccurate upper bound. It is obviously not good. (24.68) makes just the opposite it selects the variable giving the most accurate bound. On the other hand

$$\min\{z_r - P_{lp}, z_r - P_{up}\} \quad (24.71)$$

is the upper bound in the worse one of the two subbranches. The interest of the algorithm is that it will be fathomed without explicit investigation, i.e. the bound of this subbranch will be less than the objective function value of an integer feasible solution. Thus it is good if (24.71) is as small as possible. Hence (24.69) is a good strategy and (24.67) is not. Finally, (24.70) tries to separate the good and low quality feasible solutions. The conclusion is that (24.69) and (24.70) are the two best ones and (24.68) is still applicable, but (24.66) and (24.67) must be avoided.

Priority rule Assume that the numerical problem (24.31)-(24.35) is the model of an industrial problem. Then the final user is the manager and/or expert who must apply the decisions coded into the optimal solution. The expert may know that which factors (decisions) are the most critical ones from the point of view of the managerial problem and the industrial system. The variables belonging to these factors may have a special importance. Therefore it has sense if the user may define a priority order of variables. Then the first non-integer variable of the order can be selected as branching variable.

24.3.6. The numerical example is revisited

The solution of the problem

$$\begin{aligned} \max \quad x_0 &= 2x_1 + x_2 \\ &3x_1 - 5x_2 \leq 0 \\ &3x_1 + 5x_2 \leq 15 \\ &x_1, x_2 \geq 0 \\ &x_1, x_2 \text{ is integer.} \end{aligned} \tag{24.36}$$

has been analyzed from geometric point of view in subsection 24.3.1. Now the above-mentioned methods will be applied and the same course of solution will be obtained.

After introducing the slack variables x_3 and x_4 the (primal) simplex method gives the equivalent form (24.38) of the equations and the objective function:

$$\begin{aligned} \max \quad x_0 &= 0x_1 + 0x_2 - \frac{7}{30}x_3 - \frac{13}{30}x_4 + \frac{13}{2} \\ &x_1 + 0x_2 + \frac{1}{6}x_3 + \frac{1}{6}x_4 = \frac{5}{2} \\ &0x_1 + x_2 - \frac{1}{10}x_3 + \frac{1}{10}x_4 = \frac{3}{2} \\ &x_1, x_2, x_3, x_4 \geq 0. \end{aligned} \tag{24.38}$$

Hence it is clear that the solution $x_1 = \frac{5}{2}$ and $x_2 = \frac{3}{2}$. (24.38) gives the following optimal *dual* simplex tableaux:

$$\begin{array}{cccc} & & -x_3 & -x_4 \\ x_0 & 13/2 & 7/30 & 13/30 \\ x_1 & 5/2 & 1/6 & 1/6 \\ x_2 & 3/2 & -1/10 & 1/10 \\ x_3 & 0 & -1 & 0 \\ x_4 & 0 & 0 & -1 \end{array} \cdot$$

The first two branches were defined by the inequalities $x_1 \leq 2$ and $x_1 \geq 3$. The second one is an empty branch. The algebraic evidence of this fact is that there is no negative element in the row of x_1 , thus it is not possible to find a pivot element for the dual simplex method after introducing the cut. Now it will be shown in a detailed way. Let s be the appropriate slack variable, i.e. the cut introduced in the form

$$x_1 - s = 3, \quad s \geq 0.$$

The new variable s must be expressed by the non-basic variables, i.e. by x_3 and x_4 :

$$3 = x_1 - s = \frac{5}{2} - \frac{1}{6}x_3 - \frac{1}{6}x_4 - s.$$

Hence

$$s = -\frac{1}{2} + \frac{1}{6}(-x_3) + \frac{1}{6}(-x_4).$$

When this row is added to the dual simplex tableaux, it is the only row having a negative constant term, but there is no negative coefficient of any non-basic variable proving that the problem is infeasible. Notice that the sign of a coefficient is an immediate consequence of the sign of the coefficient in the row of x_1 , i.e. it is not necessary to carry out the calculation of the row of s and it is possible to conclude immediately that the branch is empty.

The fractional part f_1 equals $\frac{1}{2}$. Hence the fast bound (24.55) of the lower branch defined by $x_1 \leq 2$ is

$$\frac{1}{2} \min \left\{ \frac{7}{30}, \frac{13}{30} \right\} = \frac{7}{10}.$$

It means that the fast upper bound in the branch is $13/2 - 7/10 = 5.8$. The bound can be rounded down to 5 as the objective function is integer valued.

Let x_5 be the slack variable of the cut $x_1 \leq 2$, i.e. $x_1 + x_5 = 2$. Hence

$$x_5 = \frac{1}{2} - \left(-\frac{1}{6}\right)(-x_3) - \left(-\frac{1}{6}\right)(-x_4).$$

If it is added to the simplex tableaux then the pivot element is d_{53} . After the first pivot step the tableaux becomes optimal. It is

$$\begin{array}{rcccc} & & -x_5 & -x_4 & \\ x_0 & 29/5 & 7/5 & 1/5 & \\ x_1 & 2 & 1 & 0 & \\ x_2 & 9/5 & -3/5 & 1/5 & . \\ x_3 & 3 & -6 & 1 & \\ x_4 & 0 & 0 & -1 & \\ x_5 & 0 & -1 & 0 & \end{array} \quad (24.72)$$

Notice that the optimal value is 5.8, i.e. exactly the same what was provided by the fast bound. The reason is that the fast bound gives the value of the objective function after the first pivot step. In the current case the first pivot step immediately

produced the optimal solution of the relaxed problem.

x_2 is the only variable having non-integer value in simplex tableaux. Thus the branching must be done according to x_2 . The two new cuts defining the branches are $x_2 \leq 1$ and $x_2 \geq 2$. There are both positive and negative coefficients in the row of x_2 , thus both the lower and upper branches exist. Moreover

$$P_{l2} = \frac{4}{5} \times \frac{1/5}{1/5} = \frac{4}{5}, \quad P_{u2} = \frac{1}{5} \times \frac{7/5}{3/5} = \frac{7}{15}.$$

Thus the continuous upper bound is higher on the upper branch, therefore it is selected first for further branching.

The constraint

$$x_2 - x_6 = 2, \quad x_6 \geq 0$$

are added to the problem. By using the current simplex tableaux the equation

$$x_6 = -\frac{1}{5} - \frac{3}{5}(-x_5) + \frac{1}{5}(-x_4)$$

is obtained. It becomes the last row of the simplex tableaux. In the first pivoting step x_6 enters the basis and x_5 leaves it. The first tableaux is immediately optimal and it is

		$-x_6$	$-x_4$
x_0	16/3	7/3	2/3
x_1	5/3	5/3	1/3
x_2	2	-1	0
x_3	5	-10	-1
x_4	0	0	-1
x_5	1/3	-5/3	-1/3
x_6	0	-1	0

Here both x_1 and x_5 are integer variables having non-integer values. Thus branching is possible according to both of them. Notice that the upper branch is empty in the case of x_1 , while the lower branch of x_5 is empty as well. x_1 is selected for branching as it is the variable of the original problem. Now

$$P_{l1} = \frac{2}{3} \min \left\{ \frac{7/3}{5/3}, \frac{2/3}{1/3} \right\} = \frac{14}{15}.$$

On the other hand the bound can be improved in accordance with (24.64) as $d_{16} > 1$, i.e. the coefficient of $-x_6$ may be 2/3 instead of 5/3. It means that the inequality

$$x_1 + x_6 \leq 1$$

is claimed instead of

$$x_1 \leq 1.$$

It is transferred to the form

$$x_1 + x_6 + x_7 = 1.$$

Hence

$$x_7 = -\frac{2}{3} - \frac{2}{3}(-x_6) - \frac{1}{3}(-x_4).$$

The improved fast bound is obtained from

$$P'_{11} = \frac{2}{3} \min \left\{ \frac{7}{2}, 2 \right\} = \frac{4}{3}.$$

It means that the objective function can not be greater than 4. After the first pivoting the simplex tableau becomes

		$-x_6$	$-x_7$
x_0	4	1	2
x_1	1	1	1
x_2	2	-1	0
x_3	7	-8	-3
x_4	2	2	-3
x_5	1	-1	-1
x_6	0	-1	0
x_7	0	0	-1

giving the feasible solution $x_1 = 1$ and $x_2 = 2$ with objective function value 4.

There is only one unfathomed branch which is to be generated from tableaux (24.72) by the constraint $x_2 \leq 1$. Let x_8 be the slack variable. Then the equation

$$1 = x_2 + x_8 = \frac{9}{5} - \frac{3}{5}(-x_5) + \frac{1}{5}(-x_4) + x_8$$

gives the cut

$$x_8 = -\frac{4}{5} + \frac{3}{5}(-x_5) - \frac{1}{5}(-x_4)$$

to be added to the tableaux. After two pivoting steps the optimal solution is

		$-x_3$	$-x_6$
x_0	13/3	2/3	13/3
x_1	5/3	1/3	5/3
x_2	1	0	1
x_3	5	-1	0
x_4	5	-1	-10
x_5	1/3	-1/3	-5/3
x_6	0	0	-1

Although the optimal solution is not integer, the branch is fathomed as the upper bound is under 5, i.e. the branch can not contain a feasible solution better than the current best known integer solution. Thus the method is finished.

Exercises

24.3-1 Show that the rule of the choice of the integers μ_j (24.64) is not necessarily optimal from the point of view of the object function. (*Hint.* Assume that variable x_j enters into the basis in the first pivoting. Compare the changes in the objective function value if its coefficient is $-f_j$ and $f_j - 1$, respectively.)

24.4. On the enumeration tree

One critical point of B&B is the storing of the enumeration tree. When a branch is fathomed then even some of its ancestors can become completely fathomed provided that the current branch was the last unfathomed subbranch of the ancestors. The ancestors are stored also otherwise it is not possible to restore the successor. As B&B uses the enumeration tree on a flexible way, it can be necessary to store a large amount of information on branches. It can cause memory problems. On the other hand it would be too expensive from the point of view of calculations to check the ancestors every time if a branch becomes fathomed. This section gives some ideas how to make a trade-off.

The first thing is to decide is that which data are describing a branch. There are two options. The first one is that all necessary informations are stored for each branch. It includes all the branching defining constraints. In that case the same constraint is stored many times, because a branch on a higher level may have many subbranches. As matter of fact the number of branches is very high in the case of large scale problems, thus the memory required by this solution is very high.

The other option is that only those informations are stored which are necessary to the complete reconstruction of the branch. These ones are

- the parent branch, i.e. the branch from which it was generated directly,
- the bound of the objective function on the branch,
- the index of the branching variable,
- the branch defining constraint of the branching variable.

For technical reasons three other attributes are used as well:

- a Boolean variable showing if the branch has been decomposed into subbranches,
- another Boolean variable showing if any unfathomed subbranch of the branch exists,
- and a pointer to the next element in the list of branches.

Thus a branch can be described by a **record** as follows:

```

record Branch
begin
    Parent      : Branch;
    Bound       : integer;
    Variable    : integer;
    Value       : integer;
    Decomposition : Boolean;
    Descendant  : Boolean;
    suc         : Branch
end;

```

The value of the Parent attribute is **none** if and only if the branch is the initial branch, i.e. the complete problem. It is the root of the B&B tree. The reconstruction

of the constraints defining the particular branch is the simplest if it is supposed that the branches are defined by the fixing of a free variable. Assume that Node is a variable of type Branch. At the beginning its value is the branch to be reconstructed. Then the algorithm of the reconstruction is as follows.

BRANCH-RECONSTRUCTION

```

1  while Node  $\neq$  none
2      do  $x[\text{Node.Variable}] \leftarrow \text{Node.Value};$ 
3          ...
4      Node  $\leftarrow$  Node.Parent;
5  return Node

```

The value of a previously fixed variable is set to the appropriate value in row 2. Further operations are possible (row 4). Node becomes its own parent branch in row 5. If it is **none** then the root is passed and all fixings are done.

Sometimes it is necessary to execute some operations on all elements of the list \mathcal{L} . The suc attribute of the branches point to the next element of the list. The last element has no next element, therefore the value of suc is **none** in this case. The procedure of changing all elements is somewhat similar to the BRANCH RECONSTRUCTION procedure. The head of the list \mathcal{L} is Tree, i.e. the first element of the list is Tree.suc.

B&B-LIST

```

1  Node  $\leftarrow$  Tree.suc
2  while Node  $\neq$  none
3      ...
4      Node  $\leftarrow$  Node.suc
5  return Node

```

The loop runs until there is no next element. The necessary operations are executed in row 4. The variable Node becomes the next element of the list in row 5. To insert a new branch into the list is easy. Assume that it is NewNode of type Branch and it is to be inserted after Node which is in the list. Then the necessary two commands are:

```

NewNode.suc  $\leftarrow$  Node.suc
Node.suc  $\leftarrow$  NewNode

```

If the branches are not stored as objects but they are described in long arrays then the use of attribute suc is superfluous and instead of the procedure B&B LIST a **for** loop can be applied.

The greatest technical problem of B&B from computer science point of view is memory management. Because branches are created in enormous large quantity the fathomed branches must be deleted from the list time to time and the memory occupied by them must be freed. It is a kind of garbage collection. It can be done in three main steps. In the first one value **false** is assigned to the attribute Descendant

of all elements of the list. In the second main step an attribute Descendant is changed to **true** if and only if the branch has unfathomed descendant(s). In the third step the unnecessary branches are deleted. It is assumed that there is a procedure Out which gets the branch to be deleted as a parameter and deletes it and frees the part of the memory.

GARBAGE-COLLECTION

```

1 Node ← Tree.suc
2 while Node ≠ none
3     Node.Descendant ← FALSE
4     Node ← Node.suc
5 Node ← Tree.suc
6 while Node ≠ none
7     do if not Node.Decomposition and Node.Bound >  $\hat{z}$ 
8         then Pont ← Node.Parent
9         while Pont ≠ none do
10             Pont.Descendant ← TRUE
11             Pont ← Pont.Parent
12     Node ← Node.suc
13 Node ← Tree.suc
14 while Node ≠ none do
15     Pont ← Node.suc
16     if (not Node.Descendant and Node.Decomposition) or Node.Bound ≤  $\hat{z}$ 
17         then Out(Node)
18     Node ← Pont
19 return ???

```

24.5. The use of information obtained from other sources

The method can be sped up by using information provided by further algorithmic tools.

24.5.1. Application of heuristic methods

The aim of the application of heuristics methods is to obtain feasible solutions. From theoretical point of view to decide if any feasible solution exists is NP-complete as well. On the other hand heuristics can produce feasible solutions in the case of the majority of the numerical problems. The methods to be applied depend on the nature of the problem in question, i.e. pure binary, bounded integer, mixed integer problems may require different methods. For example for pure integer problems local search and Lagrange multipliers can work well. Lagrange multipliers also provide upper bound (in the case of maximization) of the optimal value.

If a feasible solution is known then it is immediately possible to disregard branches based on their bounds. See row 15 of algorithm BRANCH AND BOUND. There the branches having not good enough bounds are automatically eliminated. In the case of pure binary problem an explicit objective function constraint can give a lot of consequences as well.

24.5.2. Preprocessing

Preprocessing means to obtain information on variables and constraints based on algebraic constraints and integrality.

For example if the two constraints of problem (24.36) are summed up then the inequality

$$6x_1 \leq 15$$

is obtained implying that $x_1 \leq 2$.

Let

$$g_i(x) \leq b_i \tag{24.73}$$

be one of the constraints of problem (24.14)-(24.16). Many tests can be based on the following two easy observations:

1. *If the maximal value of the left-hand side of (24.73) of $x \in \mathcal{X}$ is not greater than the right-hand side of (24.73) then the constraint is redundant.*
2. *If the minimal value of the left-hand side of (24.73) if $x \in \mathcal{X}$ is greater than the right-hand side of (24.73) then it is not possible to satisfy the constraint, i.e. the problem (24.14)-(24.16) has no feasible solution.*

If under some further restriction the second observation is true then the restriction in question can be excluded. A typical example is that certain variables are supposed to have maximal/minimal possible value. In this way it is possible to fix a variable or decrease its range.

Lagrange relaxation can be used to fix some variables, too. Assume that the optimal value of Problem (24.22) and (24.16) is $\nu(L(\lambda \mid x_j = \delta))$ under the further condition that x_j must take the value δ . If \hat{z} is the objective function value of a known feasible solution and $\hat{z} > \nu(L(\lambda \mid x_j = \delta))$ then x_j can not take value δ . Further methods are assuming that the LP relaxation of the problem is solved and based on optimal dual prices try to fix the values of variables.

24.6. Branch and Cut

Branch and Cut (B&C) in the simplest case is a B&B method such that the a certain kind of information is collected and used during the whole course of the algorithm. The theoretical background is based on the notion of *integer hull*

Definition 24.9 *Let*

$$\mathcal{P} = \{\mathbf{x} \mid \mathbf{Ax} \leq \mathbf{b}\}$$

be a polyhedral set where \mathbf{A} is an $m \times n$ matrix, \mathbf{x} and \mathbf{b} are n and m dimensional vectors. All elements of \mathbf{A} and \mathbf{b} are rationals. The convex hull of the integer points of \mathcal{P} is called the integer hull of \mathcal{P} , i.e. it is the set

$$\text{conv}(\mathcal{P} \cap Z^n).$$

The integer hull of the polyhedral set of problem (24.36) is the convex hull of the points (0,0), (0,3), (1,2), and (1,1) as it can be seen on Figure 24.2. Thus the description of the integer hull as a polyhedral set is the inequality system:

$$x_1 \geq 0, \quad x_1 + x_2 \leq 3, \quad x_1 \leq 1, \quad x_1 - x_2 \leq 0.$$

Under the conditions of the definition the integer hull is a polyhedral set, too. It is a non-trivial statement and in the case of irrational coefficients it can be not true. If the integer hull is known, i.e. a set of linear inequalities defining exactly the integer hull polyhedral set is known, then the integer programming problem can be reduced to a linear programming problem. Thus problem (24.36) is equivalent to the problem

$$\begin{aligned} \max \quad x_0 &= 2x_1 + x_2 \\ x_1 &\geq 0 \\ x_1 + x_2 &\leq 3 \\ x_1 &\leq 1 \\ x_1 - x_2 &\leq 0. \end{aligned} \tag{24.74}$$

As the linear programming problem easier to solve than the integer programming problem, one may think that it worth to carry out this reduction. It is not completely true. First of all the number of the linear constraint can be extremely high. Thus generating all constraints of the integer hull can be more difficult than the solution of the original problem. Further on the constraints determining the shape of the integer hull on the side opposite to the optimal solution are not contributing to the finding of the optimal solution. For example the optimal solution of (24.74) will not change if the first constraint is deleted and it is allowed both x_1 and x_2 may take negative values.

On the other hand the first general integer programming method is the cutting plane method of Gomory. Its main tool is the cut which is based on the observation that possible to determine linear inequalities such that they cut the non-integer optimal solution of the current LP relaxation, but they do not cut any integer feasible solution. A systematic generation of cuts leads to a finite algorithm which finds an optimal solution and proves its optimality if optimal solution exist, otherwise it proves the non-existence of the optimal solution. From geometrical point of view the result of the introducing of the cuts is that the shape of the polyhedral set of the last LP relaxation is very similar to the integer hull *in the neighborhood of the optimal solution*.

There is the generalization of Gomory's cut called Chvátal (or Chvátal-Gomory) cut. If the two inequalities of (24.36) are summed such that both have weight $\frac{1}{6}$ then the constraint

$$x_1 \leq 2.5$$

is obtained. As x_1 must be integer the inequality

$$x_1 \leq 2 \tag{24.75}$$

follows immediately. It is not an algebraic consequence of the original constraints. To obtain it the information of the integrality of the variables had to be used. But the method can be continued. If (24.75) has weight $\frac{2}{5}$ and the second constraint of (24.36) has weight $\frac{1}{5}$ then

$$x_1 + x_2 \leq 3.8$$

is obtained implying

$$x_1 + x_2 \leq 3.$$

If the last inequality has weight $\frac{5}{8}$ and the first inequality of (24.36) has weight $\frac{1}{8}$ then the result is

$$x_1 \leq \frac{15}{8}$$

implying

$$x_1 \leq 1.$$

Finally the integer hull is obtained. In general the idea is as follows. Assume that a polyhedral set is defined by the linear inequality system

$$\mathbf{Ax} \leq \mathbf{b}. \tag{24.76}$$

Let $\mathbf{y} \geq \mathbf{0}$ be a vector such that $\mathbf{A}^T \mathbf{y}$ is an integer vector and $\mathbf{y}^T \mathbf{b}$ is a noninteger value. Then

$$\mathbf{y}^T \mathbf{Ax} \leq \lfloor \mathbf{y}^T \mathbf{b} \rfloor$$

is a valid cut, i.e. all integer points of the polyhedral set satisfy it. As a matter of fact it can be proven that a systematic application of the method creates a complete description of the integer hull after finite many steps.

The example shows that Gomory and Chvátal cuts can help to solve a problem. On the other hand they can be incorporated in a B&B frame easily. But in the very general case it is hopeless to generate all effective cuts of this type.

The situation is significantly different in the case of many combinatorial problems. There are many theoretical results known on the type of the facet defining constraints of special polyhedral sets. Here only one example is discussed. It is the

Traveling Salesperson Problem (TSP). A salesman must visit some cities and at the end of the tour he must return to his home city. The problem is to find a tour with minimal possible length. TSP has many applications including cases when the "cities" are products or other objects and the "distance" among them doesn't satisfy the properties of the geometric distances, i.e. symmetry and triangle inequality may be violated.

The first exact mathematical formulation of the problem is the so-called Dantzig-Fulkerson-Johnson (DFJ) model. DFJ is still the basis of the numerical solutions. Assume that the number of cities is n . Let d_{ij} the distance of the route from city i to city j ($1 \leq i, j \leq n, i \neq j$). DFJ uses the variables x_{ij} such that

$$x_{ij} = \begin{cases} 1 & \text{if the salesman travel from city } i \text{ to city } j \\ 0 & \text{otherwise} \end{cases}$$

The objective function is the minimization on the total travel length:

$$\min \sum_{i=1}^n \sum_{i \neq j} d_{ij} x_{ij}. \quad (24.77)$$

The set of the constraints consists of three parts. The meaning of the first part is that the salesman must travel from each city to another city exactly once:

$$\sum_{j=1, j \neq i}^n x_{ij} = 1 \quad i = 1, \dots, n. \quad (24.78)$$

The second part is very similar. It claims that the salesman must arrive to each city from somewhere else again exactly once:

$$\sum_{i=1, i \neq j}^n x_{ij} = 1 \quad j = 1, \dots, n. \quad (24.79)$$

Constraints (24.78) and (24.79) are the constraints of an assignment problem. Taking into account that the variables must be binary Problem (24.77)-(24.79) is really an assignment problem. They don't exclude solutions consisting of several smaller tours. For example if $n = 6$ and $x_{12} = x_{23} = x_{31} = 1$ and $x_{45} = x_{56} = x_{64} = 1$ then all other variables must be zero. The solution consists of two smaller tours. The first one visits only cities 1, 2, and 3, the second one goes through the cities 4, 5, and 6. The small tours are called *subtours* in the language of the theory of TSP.

Thus further constraints are needed which excludes the subtours. They are called *subtour elimination constraints*. There are two kinds of logic how the subtours can be excluded. The first one claims that in any subset of the cities which has at least two elements but not the complete set of the cities the number of travels must be less than the number of elements of the set. The logic can be formalized as follows:

$$\forall S \subset \{1, 2, \dots, n\}, 1 \leq |S| \leq n - 1 : \sum_{i \in S} \sum_{j \in S, j \neq i} x_{ij} \leq |S|. \quad (24.80)$$

The other logic claims that the salesman must leave all such sets. Let $\bar{\mathcal{S}} = \{1, 2, \dots, n\} \setminus \mathcal{S}$. Then the subtour elimination constraints are the inequalities

$$\forall \mathcal{S} \subset \{1, 2, \dots, n\}, 1 \leq |\mathcal{S}| \leq n - 1 : \sum_{i \in \mathcal{S}} \sum_{j \in \bar{\mathcal{S}}} x_{ij} \geq 1. \quad (24.81)$$

The numbers of the two types of constraints are equal and exponential. Although the constraints (24.78)–(24.80) or (24.78), (24.79), and (24.81) are satisfied by only binary vectors being characteristic vectors of complete tours but the polyhedral set of the LP relaxation is strictly larger than the integer hull.

On the other hand it is clear that it is not possible to claim all of the subtour elimination constraints in the real practice. What can be done? It is possible to claim only the violated once. The difficulty is that the optimal solution of the LP relaxation is a fractional vector in most of the cases and that subtour elimination constraint must be found which is violated by the fractional solution provided that such constraint exists as the subtour elimination constraints are necessary to the description of the integer hull but further constraints are needed, too. Thus it is possible that there is no violated subtour elimination constraint but the optimal solution of the LP relaxation is still fractional.

To find a violated subtour elimination constraint is equivalent to the finding of the absolute minimal cut in the graph which has only the edges having positive weights in the optimal solution of the relaxed problem. If the value of the absolute minimal cut is less than 1 in the directed case or less than 2 in the non-directed case then such a violated constraint exists. The reason can be explained based on the second logic of the constraints. If the condition is satisfied then the current solution doesn't leaves at least one of the two sets of the cut in enough number. There are many effective methods to find the absolute minimal cut.

A general frame of the numerical solution of the TSP is the following. In a B&B frame the calculation of the lower bound is repeated until a new violated subtour elimination constraint is obtained, that is the new inequality is added to the relaxed problem and the LP optimization is carried out again. If all subtour elimination constraints are satisfied and the optimal solution of the relaxed problem is still non-integer then branching is made according to a fractional valued variable.

The frame is rather general. The violated constraint cuts the previous optimal solution and reoptimization is needed. Gomory cuts do the same for the general integer programming problem. In the case of other combinatorial problems special cuts may work if the description of the integer hull is known.

Thus the general idea of B&C is that a cut is generated until it can be found and the improvement in the lower bound is great enough. Otherwise branching is made by a non-integer variable. If the cut generation is made only at the root of the enumeration tree then the name of the method is *Cut and Branch* (C&B). If a cut is generated in a branch then it is locally valid in that branch and in its successors. The cuts generated at the root are valid globally, i.e. in all branches. In some cases, e.e. in binary optimization, it is possible to modify it such that it is valid in the original problem, too.

For practical reasons the type of the generated cut can be restricted. It is the case in TSP as the subtour elimination constraints can be found relatively easily.

24.7. Branch and Price

The *Branch and Price method* is the dual of B&C in a certain sense. If a problem has very large number of variables then it is often possible not to work explicitly with all of them but generate only those which may enter the basis of the LP relaxation. This is column generation and is based on the current values of the dual variables called shadow prices. Similarly to B&C the type of the generated columns is restricted. If it is not possible to find a new column then branching is made.

Problems

24-1 Continuous Knapsack Problem

Prove Theorem 24.1. (*Hint.* Let \mathbf{x} be a feasible solution such that there are two indices, say j and k , such that $1 \leq j < k \leq n$ and $x_j < 1$, and $x_k > 0$. Show that the solution can be improved.)

24-2 TSP's relaxation

Decide if the Assignment Problem can be a relaxation of the Traveling Salesperson Problem in the sense of definition 29.10.1. Explain your solution regardless that your answer is YES or NO.

24-3 Infeasibility test

Based on the the second observation of Subsection 24.5.2 develop a test for the infeasibility of a linear constraint of binary variables.

24-4 Mandatory fixing

Based on the previous problem develop a test for the mandatory fixing of binary variables satisfying a linear constraint.

Chapter Notes

The principle of B&B first appears in [158]. It solves problems with bounded integer variables. The fast bounds were introduced in [22] and [270]. A good summary of the bounds is [80]. To the best knowledge of the author of this chapter the improvement of the fast bounds appeared first in [278].

B&B can be used as an approximation scheme, too. In that case a branch can be deleted even in the case if its bound is not greater than the objective function value of the current best solution plus an allowed error. [122] showed that there are classes such that the approximate method requires more computation than to solve the problem optimally. B&B is very suitable for parallel processing. This issue is discussed in [43].

Based on the theoretical results of [167] a very effective version of B&C method was developed for pure binary optimization problem by [250] and independently [14]. Especially Egon Balas and his co-authors could achieve a significant progress. Their method of lifting cuts means that a locally generated cut can be made globally valid by solving a larger LP problem and modify the cut according to its optimal solution.

The first integer programming method to solve an IP problem with general, i.e. non-bounded, integer variables is Ralph Gomory's cutting plane method [93]. In a certain sense it is still the only general method. Strong cuts of integer programming problems are discussed in [15]. The surrogate constraint (24.18) has been introduced by [92]. The strength of the inequality depends on the choice of the multipliers λ_i . A rule of thumb is that the optimal dual variables of the continuous problem give a strong inequality provided that the original problem is linear.

The DFJ model of TSP appeared in [60]. It was not only an excellent theoretical result, but is also an enormous computational effort as the capacities and speed of that time computers were far above the recent ones. One important cut of the TSP polyhedral set is the so-called comb inequality. The number of edges of a complete tour is restricted in a special subgraph. The subgraph consists of a subset of cities called *hand* and odd number of further subsets of cities intersecting the hand. They are called *teeth* and their number must be at least three. Numerical problems of TSP are exhaustively discussed in [238].

A good summary of Branch and Price is [20].

25. Comparison Based Ranking

In practice often appears the problem, how to rank different objects. Researchers of these problems frequently mention different applications, e.g. in biology Landau [159], in chemistry Hakimi [100], in networks Kim, Toroczkai, Miklós, Erdős, and Székely [144], Newman and Barabási [193], in comparison based decision making Bozóki, Fülöp, Kéri, Poesz, Rónyai and [34, 35, 154], in sports Iványi, Lucz, Pirzada, Sótér and Zhou [128, 129, 132, 130, 131, 168, 216, 229, 259].

A popular method is the comparison of two—and sometimes more—objects in all possible manner and distribution some amount of points among the compared objects.

In this chapter we introduce a general model for such ranking and study some connected problems.

25.1. Introduction to supertournaments

Let n, m be positive integers, $\mathbf{a} = (a_1, a_2, \dots, a_m)$, $\mathbf{b} = (b_1, b_2, \dots, b_m)$ and $\mathbf{k} = (k_1, k_2, \dots, k_m)$ vectors of nonnegative integers with $a_i \leq b_i$ ($i = 1, 2, \dots, m$) and $0 < k_1 < k_2 < \dots < k_m$.

An $(\mathbf{a}, \mathbf{b}, \mathbf{k}, m, n)$ -**supertournament** is an $x \times n$ sized matrix \mathcal{M} , whose columns correspond to the players of the tournament (they represent the rankable objects) and the rows correspond to the comparisons of the objects. The permitted elements of \mathcal{M} belong to the set $\{0, 1, 2, \dots, b_{max}\} \cup \{*\}$, where $m_{ij} = *$ means, that the player P_j is not a participants of the match corresponding to the i -th line, while $m_{ij} = k$ means, that P_j received k points in the match corresponding to the i -th line, and $b_{max} = \max_{1 \leq i \leq n} b_i$.

The sum (dots are taken in the count as zeros) of the elements of the i -th column of \mathcal{M} is denoted by d_i and is called **the score** of the i th player P_i :

$$d_i = \sum_{j=1}^x m_{ij} \quad (i = 1, \dots, x). \quad (25.1)$$

The sequence $\mathbf{d} = (d_1, \dots, d_n)$ is called the **score vector** of the tournament. The increasingly ordered sequence of the scores is called the **score sequence** of the

match/player	P ₁	P ₂	P ₃	P ₄
P ₁ -P ₂	1	1	*	*
P ₁ -P ₃	0	*	2	*
P ₁ -P ₄	0	*	*	2
P ₂ -P ₃	*	0	2	*
P ₂ -P ₄	*	0	*	2
P ₃ -P ₄	*	*	1	1
P ₁ -P ₂ -P ₃	1	1	0	*
P ₁ -P ₂ -P ₄	1	0	*	2
P ₁ -P ₃ -P ₄	1	*	1	0
P ₂ -P ₃ -P ₄	*	0	0	2
P ₁ -P ₂ -P ₃ -P ₄	3	1	1	1
Total score	7	3	8	10

Figure 25.1 Point matrix of a chess+last trick-bridge tournament with $n = 4$ players.

tournament and is denoted by $\mathbf{s} = (s_1, \dots, s_n)$.

Using the terminology of the sports a supertournament can combine the matches of different sports. For example in Hungary there are popular chess-bridge, chess-tennis and tennis-bridge tournaments.

A sport is characterized by the set of the permitted results. For example in tennis the set of permitted results is $S_{\text{tennis}} = \{0 : 1\}$, for chess is the set $S_{\text{chess}} = \{0 : 2, 1 : 1\}$, for football is the set $S_{\text{football}} = \{0 : 3, 1 : 1\}$ and in the Hungarian card game last trick is $S_{\text{last trick}} = \{(0, 1, 1), (0, 0, 2)\}$. There are different possible rules for an individual bridge tournament, e.g. $S_{\text{bridge}} = \{(0, 2, 2, 2), (1, 1, 1, 3)\}$.

The number of participants in a match of a given sport S_i is denoted by k_i , the minimal number of the distributed points in a match is denoted by a_i , and the maximal number of points is denoted by b_i .

If a supertournament consists of only the matches of one sport, then we use a , b and k instead of vectors \mathbf{a} , \mathbf{b} , and \mathbf{k} and omit the parameter m . When the number of the players is not important, then the parameter n is also omitted.

If the points can be divided into arbitrary integer partitions, then the given sport is called *complete*, otherwise it is called *incomplete*. According to this definitions chess is a complete (2,2)-sport, while football is an incomplete (2,3)-sport.

Since a set containing n elements has $\binom{n}{k}$ k -element subsets, an (a, b, k, n) -tournament consists of $\binom{n}{k}$ matches. If all matches are played, then the tournament is *finished*, otherwise it is *partial*.

In this chapter we deal only with finished tournaments and mostly with complete tournaments (exception is only the section on football).

Figure 25.1 contains the results of a full and complete chess+last trick+bridge supertournament. In this example $n = 4$, $\mathbf{a} = \mathbf{b} = (2, 2, 6)$, $\mathbf{k} = (2, 3, 4)$, and $x = \binom{4}{2} + \binom{4}{3} + \binom{4}{4} = 11$. In this example the score vector of the given supertournament is $(7, 3, 8, 10)$, and its score sequence is $(3, 7, 8, 10)$.

In this chapter we investigate the problems connected with the existence and con-

struction of different types of supertournaments having prescribed score sequences.

At first we give an introduction to (a, b) -tournaments (Section 25.2), then summarize the results on $(1, 1)$ -tournaments (Section 25.3), then for (a, a) -tournaments (Section 25.4) and for general (a, b) -tournaments (Section 25.5).

In Section 25.6 we deal with imbalance sequences, and in Section 25.7 with supertournaments. In Section 25.8 we investigate special incomplete tournaments (football tournaments) and finally in Section 25.9 we consider examples of the reconstruction of football tournaments.

Exercises

25.1-1 Describe known and possible multitournaments.

25.1-2 Estimate the number of given types of multitournaments.

25.2. Introduction to (a, b) -tournaments

Let a, b ($a \leq b$) and n ($2 \leq n$) be nonnegative integers and let $\mathcal{T}(a, b, n)$ be the set of such generalized tournaments, in which every pair of distinct players is connected by at least a , and at most b arcs. The elements of $\mathcal{T}(a, b, n)$ are called **(a, b, n) -tournaments**. The vector $\mathbf{d} = (d_1, d_2, \dots, d_n)$ of the outdegrees of $T \in \mathcal{T}(a, b, n)$ is called **the score vector** of T . If the elements of \mathbf{d} are in nondecreasing order, then \mathbf{d} is called the **score sequence** of T .

An arbitrary vector $\mathbf{q} = (q_1, \dots, q_n)$ of nonnegative integers is called **multigraphic vector**, (or degree vector) if there exists a loopless multigraph whose degree vector is \mathbf{q} , and \mathbf{d} is called **dimultigraphic vector** (or **score vector**) iff there exists a loopless directed multigraph whose outdegree vector is \mathbf{d} .

A nondecreasingly ordered multigraphic vector is called **multigraphic sequence**, and a nondecreasingly ordered dimultigraphic vector is called **dimultigraphic sequence** (or **score sequence**).

In there exists a simple graph, resp. a simple digraph with degree/out-degree sequence \mathbf{d} , then \mathbf{d} is called simply **graphic**, resp. **digraphic**.

The number of arcs of T going from player P_i to player P_j is denoted by m_{ij} ($1 \leq i, j \leq n$), and the matrix $\mathcal{M} = [1..n, 1..n]$ is called the **point matrix** or **tournament** of the T .

In the last sixty years many efforts have been devoted to the study of both types of vectors, resp. sequences. E.g. in the papers [27, 71, 86, 96, 100, 103, 101, 109, 131, 132, 130, 140, 204, 248, 251, 259, 263, 273, 281] the multigraphic sequences, while in the papers [1, 12, 16, 27, 41, 78, 90, 91, 95, 98, 103, 111, 145, 146, 159, 171, 183, 184, 185, 189, 190, 196, 197, 198, 205, 234, 237, 241, 276, 282, 286] the dimultigraphic sequences have been discussed.

Even in the last two years many authors investigated the conditions when \mathbf{q} is multigraphical (e.g. [21, 31, 40, 53, 82, 83, 87, 84, 116, 117, 137, 144, 147, 148, 174, 178, 212, 215, 239, 271, 277, 279, 283, 284, 289]) or dimultigraphical (e.g. [23, 105, 128, 142, 149, 166, 188, 200, 226, 225, 227, 228, 242, 245, 268, 291]).

It is worth to mention another interesting direction of the study of different kinds of tournament, the score sets [216]

In this chapter we deal first of all with directed graphs and usually follow the terminology used by K. B. Reid [235, 237]. If in the given context a , b and n are fixed or non important, then we speak simply on *tournaments* instead of generalized or (a, b, n) -tournaments.

The first question is: how one can characterize the set of the score sequences of the (a, b) -tournaments? Or, with other words, for which sequences \mathbf{q} of nonnegative integers does exist an (a, b) -tournament whose outdegree sequence is \mathbf{q} . The answer is given in Section 25.5.

If T is an (a, b) -tournament with point matrix $\mathcal{M} = [1..n, 1..n]$, then let $E(T)$, $F(T)$ and $G(T)$ be defined as follows: $E(T) = \max_{1 \leq i, j \leq n} m_{ij}$, $F(T) = \max_{1 \leq i < j \leq n} (m_{ij} + m_{ji})$, and $g(T) = \min_{1 \leq i < j \leq n} (m_{ij} + m_{ji})$. Let $\Delta(\mathbf{q})$ denote the set of all tournaments having \mathbf{q} as outdegree sequence, and let $e(D)$, $f(D)$ and $g(D)$ be defined as follows: $e(D) = \{\min E(T) \mid T \in \Delta(\mathbf{q})\}$, $f(\mathbf{q}) = \{\min F(T) \mid T \in \Delta(\mathbf{q})\}$, and $g(D) = \{\max G(T) \mid T \in \Delta(\mathbf{q})\}$. In the sequel we use the short notations E , F , G , e , f , g , and Δ .

Hulett, Will, and Woeginger [117, 285], Kapoor, Polimeni, and Wall [139], and Tripathi et al. [274, 271] investigated the construction problem of a minimal size graph having a prescribed degree set [231, 288]. In a similar way we follow a mini-max approach formulating the following questions: given a sequence \mathbf{q} of nonnegative integers,

- How to compute e and how to construct a tournament $T \in \Delta$ characterized by e ? In Subsection 25.5.3 a formula to compute e , and an in 25.5.4 an algorithm to construct a corresponding tournament is presented.
- How to compute f and g ? In Subsection 25.5.4 we characterize f and g , and in Subsection 25.5.5 an algorithm to compute f and g is described, while in Subsection 25.5.8 we compute f and g in linear time.
- How to construct a tournament $T \in \Delta$ characterized by f and g ? In Subsection 25.5.10 an algorithm to construct a corresponding tournament is presented and analyzed.

We describe the proposed algorithms in words, by examples and by the pseudocode used in [57].

25.3. Existence of $(1, 1)$ -tournaments with prescribed score sequence

The simplest supertournament is the classical tournament, in our notation the $(1, 1, n)$ -tournament.

Now, we give the characterization of score sequences of tournaments which is due to Landau [159]. This result has attracted quite a bit of attention as nearly a dozen different proofs appear in the literature. Early proofs tested the readers patience with special choices of subscripts, but eventually such gymnastics were replaced by more elegant arguments. Many of the existing proofs are discussed in a survey written by K. Brooks Reid [234]. The proof we give here is due to Thomassen [268]. Further, two new proofs can be found in the paper due to Griggs and Reid [95].

Theorem 25.1 (Landau [159]) *A sequence of nonnegative integers $q = (q_1, \dots, q_n)$ is the score vector of a $(1, 1, n)$ -tournament if and only if for each subset $I \subseteq \{1, \dots, n\}$*

$$\sum_{i \in I} q_i \geq \binom{|I|}{2}, \tag{25.2}$$

with equality, when $|I| = n$.

This theorem, called Landau theorem is a nice necessary and sufficient condition, but its direct application can require the test of exponential number of subsets.

If instead of the nonordered vector we consider a nondecreasingly ordered sequence $q = (q_1, \dots, q_n)$, then due to the monotony $q_1 \leq \dots \leq q_n$ the inequalities (25.2), called Landau inequalities, we get the following consequence.

Corollary 25.2 (Landau [159]) *A nondecreasing sequence of nonnegative integers $\mathbf{q} = (q_1, \dots, q_n)$ is the score sequence of some $(1, 1, n)$ -tournament, if and only if*

$$\sum_{i=1}^k q_i \geq \binom{k}{2} \tag{25.3}$$

for $i = 1, \dots, n$, with equality for $k = n$.

Proof Necessity If a nondecreasing sequence of nonnegative integers \mathbf{q} is the score sequence of an $(1, 1, n)$ -tournament T , then the sum of the first k scores in the sequence counts exactly once each arc in the subtournament W induced by $\{v_1, \dots, v_k\}$ plus each arc from W to $T - W$. Therefore the sum is at least $\frac{k(k-1)}{2}$, the number of arcs in W . Also, since the sum of the scores of the vertices counts each arc of the tournament exactly once, the sum of the scores is the total number of arcs, that is, $\frac{n(n-1)}{2}$.

Sufficiency (Thomassen [268]) Let n be the smallest integer for which there is a nondecreasing sequence \mathbf{s} of nonnegative integers satisfying Landau's conditions (25.3), but for which there is no $(1, 1, n)$ -tournament with score sequence \mathbf{s} . Among all such \mathbf{s} , pick one for which \mathbf{s} is as lexicographically small as possible.

First consider the case where for some $k < n$,

$$\sum_{i=1}^k s_i = \binom{k}{2}. \tag{25.4}$$

By the minimality of n , the sequence $\mathbf{s}_1 = [s_1, \dots, s_k]$ is the score sequence of some tournament T_1 . Further,

$$\sum_{i=1}^m (s_{k+i} - k) = \sum_{i=1}^{m+k} s_i - mk \geq \binom{m+k}{2} - \binom{k}{2} - mk = \binom{m}{2}, \tag{25.5}$$

for each m , $1 \leq m \leq n - k$, with the equality when $m = n - k$. Therefore, by the

minimality of n , the sequence $\mathbf{s}_2 = [s_{k+1} - k, s_{k+2} - k, \dots, s_n - k]$ is the score sequence of some tournament T_2 . By forming the disjoint union of T_1 and T_2 and adding all arcs from T_2 to T_1 , we obtain a tournament with score sequence \mathbf{s} .

Now, consider the case where each inequality in (25.3) is strict when $k < n$ (in particular $q_1 > 0$). Then the sequence $\mathbf{s}_3 = [s_1 - 1, \dots, s_{n-1}, s_n + 1]$ satisfies (25.3) and by the minimality of q_1 , \mathbf{s}_3 is the score sequence of some tournament T_3 . Let u and v be the vertices with scores $s_n + 1$ and $s_1 - 1$ respectively. Since the score of u is larger than that of v , then according to Lemma 25.5 T_3 has a path P from u to v of length ≤ 2 . By reversing the arcs of P , we obtain a tournament with score sequence \mathbf{s} , a contradiction. ■

Landau's theorem is the tournament analog of the Erdős-Gallai theorem for graphical sequences [71]. A tournament analog of the Havel-Hakimi theorem [102, 109] for graphical sequences is the following result.

Theorem 25.3 (Reid, Beineke [236]) *A nondecreasing sequence (q_1, \dots, q_n) of nonnegative integers, $n \geq 2$, is the score sequence of an $(1, 1, n)$ -tournament if and only if the new sequence*

$$(q_1, \dots, q_n, q_{q_n+1} - 1, \dots, q_{n-1} - 1), \quad (25.6)$$

arranged in nondecreasing order, is the score sequence of some $(1, 1, n - 1)$ -tournament.

Proof See [236]. ■

25.4. Existence of an (a, a) -tournament with prescribed score sequence

For the (a, a) -tournament Moon [184] proved the following extension of Landau's theorem.

Theorem 25.4 (Moon [184], Kemnitz, Duff [142]) *A nondecreasing sequence of nonnegative integers $q = (q_1, \dots, q_n)$ is the score sequence of an (a, a, n) -tournament if and only if*

$$\sum_{i=1}^k q_i \geq a \binom{k}{2}, \quad (25.7)$$

for $i = 1, \dots, n$, with equality for $k = n$.

Proof See [142, 184]. ■

Later Kemnitz and Duff [142] reproved this theorem.

The proof of Kemnitz and Duff is based on the following lemma, which is an extension of a lemma due to Thomassen [268].

Lemma 25.5 (Thomassen [268]) *Let u be a vertex of maximum score in an (a, a, n) -tournament T . If v is a vertex of T different from u , then there is a directed path P from u to v of length at most 2.*

Proof ([142]) Let v_1, \dots, v_l be all vertices of T such that $(u, v_i) \in E(T)$, $i = 1, \dots, l$. If $v \in \{v_1, \dots, v_l\}$ then $|P| = 1$ for the length $|P|$ of path P . Otherwise if there exists a vertex v_i , $1 \leq i \leq l$, such that $(v_i, v) \in E(T)$ then $|P| = 2$. If for all i , $1 \leq i \leq l$ $(v_i, v) \notin E(T)$ then there are k arcs $(v, v_i) \in T$ which implies $d^+(v) \geq kl + k > kl \geq d^+u$, a contradiction to the assumption that u has maximum score. ■

Proof of Theorem 25.4. The necessity of condition (25.7) is obvious since there are $a \binom{k}{2}$ arcs among any k vertices and there are $a \binom{k}{2}$ arcs among all n vertices.

To prove the sufficiency of (25.7) we assume that the sequence $S_n = (s_1, \dots, s_n)$ is a counterexample to the theorem with minimum n and smallest s_1 with that choice of n . Suppose first that there exists an integer m , $1 \leq m < n$, such that

$$\sum_{i=1}^m s_i = k \binom{k}{2}. \tag{25.8}$$

Because the minimality of n , the sequence $(s - 1, \dots, s_n)$ is the score sequence of some $(1, 1, n)$ -tournament T_1 .

Consider the sequence $R_{n-m} = (r - 1, r_2, \dots, r_{n-m})$ defined by $r_i = s_{m+1} - km$, $i = 1, \dots, n - m$. because of $\sum_{i=1}^{m+1} s_i \geq k \binom{m+1}{2}$ by assumption it follows that

$$s_{m+1} = \sum_{i=1}^{m+1} s_i - \sum_{i=1}^m s_i \geq k \binom{m+1}{2} - k \binom{m}{2} - km$$

which implies $r_i \geq 0$. Since S_n is nondecreasing also R_{n-m} is a nondecreasing sequence of nonnegative integers.

For each l with $1 \leq l \leq n - m$ it holds that

$$\sum_{i=1}^l r_i = \sum_{i=1}^l (s_{m+1} - km) = \sum_{i=1}^{l+m} s_i - \sum_{i=1}^m s_i - lam \geq k \binom{l+m}{2} - k \binom{m}{2} - lam = k \binom{l}{2} \tag{25.9}$$

with equality for $l = n - m$ since by assumption

$$\sum_{i=1}^{l+m} s_i \geq a \binom{l+m}{2}, \quad \sum_{i=1}^m s_i = a \binom{m}{2}. \tag{25.10}$$

Therefore the sequence R_{n-m} fulfils condition (25.8), by the minimality of n , R_{n-m} is the score sequence of some $(a, a, n - m)$ -tournament T_2 . By forming the disjoint union of T_1 and T_2 we obtain a (a, a, n) -tournament T with score sequence S_n in contradiction to the assumption that S_n is counterexample.

Now we consider the case when the inequality in condition (25.8) is strict for each m , $1 \leq m < n$. This implies in particular $s_1 > 0$.

The sequence $\bar{S}_n = (s - 1, s_2, s_3, \dots, s_{n-1}, s_n)$ is a nondecreasing sequence of nonnegative integers which fulfils condition (25.8). Because of the minimality of S_n , \bar{S}_n is the score sequence of some (a, a, n) -tournament T_3 . Let u denote a vertex of T_3 with score $s_n + 1$ and v a vertex of T_3 with score $S_1 - 1$. Since u has maximum score in T_3 there is a directed path P from u to v of length at most 2 according to Lemma 25.5. By reversing the arcs of the path P we obtain an (a, a, n) -tournament T with score sequence S_n . This contradiction completes the proof. ■

25.5. Existence of an (a, b) -tournament with prescribed score sequence

In this section we show that for arbitrary prescribed sequence of nondecreasingly ordered nonnegative integers there exists an (a, b) -tournament

25.5.1. Existence of a tournament with arbitrary degree sequence

Since the numbers of points m_{ij} are not limited, it is easy to construct a $(0, q_n, n)$ -tournament for any \mathbf{q} .

Lemma 25.6 *If $n \geq 2$, then for any vector of nonnegative integers $\mathbf{q} = (q_1, \dots, q_n)$ there exists a loopless directed multigraph T with outdegree vector \mathbf{q} so, that $E \leq q_n$.*

Proof Let $m_{n1} = d_n$ and $m_{i, i+1} = q_i$ for $i = 1, 2, \dots, n - 1$, and let the remaining m_{ij} values be equal to zero. ■

Using weighted graphs it would be easy to extend the definition of the (a, b, n) -tournaments to allow *arbitrary real values* of a , b , and \mathbf{q} . The following algorithm, NAIVE-CONSTRUCT works without changes also for input consisting of real numbers.

We remark that Ore in 1956 [196, 197, 198] gave the necessary and sufficient conditions of the existence of a tournament with prescribed indegree and outdegree vectors. Further Ford and Fulkerson [78, Theorem11.1] published in 1962 necessary and sufficient conditions of the existence of a tournament having prescribed lower and upper bounds for the indegree and outdegree of the vertices. Their results also can serve as basis of the existence of a tournament having arbitrary outdegree sequence.

25.5.2. Description of a naive reconstructing algorithm

Sorting of the elements of D is not necessary.

Input. n : the number of players ($n \geq 2$);

$\mathbf{q} = (q_1, \dots, q_n)$: arbitrary sequence of nonnegative integer numbers.

Output. $\mathcal{M} = [1. \ .n, 1. \ .n]$: the point matrix of the reconstructed tournament.

Working variables. i, j : cycle variables.

NAIVE-CONSTRUCT(n, \mathbf{q})

```

01 for  $i = 1$  to  $n$ 
02   for  $j = 1$  to  $n$ 
03      $m_{ij} = 0$ 
04  $m_{n1} = q_n$ 
05 for  $i = 1$  to  $n - 1$ 
06    $m_{i,i+1} = q_i$ 
07 return  $\mathcal{M}$ 

```

The running time of this algorithm is $\Theta(n^2)$ in worst case (in best case too). Since the point matrix \mathcal{M} has n^2 elements, this algorithm is asymptotically optimal.

25.5.3. Computation of e

This is also an easy question. From now on we suppose that \mathbf{q} is a nondecreasing sequence of nonnegative integers, that is $0 \leq q_1 \leq q_2 \leq \dots \leq q_n$. Let $h = \lceil q_n / (n - 1) \rceil$.

Since $\Delta(\mathbf{q})$ is a finite set for any finite score vector \mathbf{q} , $e(\mathbf{q}) = \min\{E(T) \mid T \in \Delta(\mathbf{q})\}$ exists.

Lemma 25.7 (Iványi [128]) *If $n \geq 2$, then for any sequence $\mathbf{q} = (q_1, \dots, q_n)$ there exists a $(0, b, n)$ -tournament T such that*

$$E \leq h \quad \text{and} \quad b \leq 2h, \quad (25.11)$$

and h is the smallest upper bound for e , and $2h$ is the smallest possible upper bound for b .

Proof If all players gather their points in a uniform as possible manner, that is

$$\max_{1 \leq j \leq n} m_{ij} - \min_{1 \leq j \leq n, i \neq j} m_{ij} \leq 1 \quad \text{for } i = 1, 2, \dots, n, \quad (25.12)$$

then we get $E \leq h$, that is the bound is valid. Since player P_n has to gather q_n points, the pigeonhole principle [24, 25, 64] implies $E \geq h$, that is the bound is not improvable. $E \leq h$ implies $\max_{1 \leq i < j \leq n} m_{ij} + m_{ji} \leq 2h$. The score sequence $D = (d_1, d_2, \dots, d_n) = (2n(n-1), 2n(n-1), \dots, 2n(n-1))$ shows, that the upper bound $b \leq 2h$ is not improvable. ■

Corollary 25.8 (Iványi [129]) *If $n \geq 2$, then for any sequence $\mathbf{q} = (q_1, \dots, q_n)$ holds $e(D) = \lceil q_n / (n - 1) \rceil$.*

Proof According to Lemma 25.7 $h = \lceil q_n / (n - 1) \rceil$ is the smallest upper bound for e . ■

25.5.4. Description of a construction algorithm

The following algorithm constructs a $(0, 2h, n)$ -tournament T having $E \leq h$ for any \mathbf{q} .

Input. n : the number of players ($n \geq 2$);

$\mathbf{q} = (q_1, \dots, q_n)$: arbitrary sequence of nonnegative integer numbers.

Output. $\mathcal{M} = [1..n, 1..n]$: the point matrix of the tournament.

Working variables. i, j, l : cycle variables;

k : the number of the "larger part" in the uniform distribution of the points.

PIGEONHOLE-CONSTRUCT(n, \mathbf{q})

```

01 for  $i = 1$  to  $n$ 
02    $m_{ii} = 0$ 
03    $k = q_i - (n - 1) \lfloor q_i / (n - 1) \rfloor$ 
04   for  $j = 1$  to  $k$ 
05      $l = i + j \pmod{n}$ 
06      $m_{il} = \lceil q_n / (n - 1) \rceil$ 
07   for  $j = k + 1$  to  $n - 1$ 
08      $l = i + j \pmod{n}$ 
09      $m_{il} = \lfloor q_n / (n - 1) \rfloor$ 
10 return  $\mathcal{M}$ 

```

The running time of PIGEONHOLE-CONSTRUCT is $\Theta(n^2)$ in worst case (in best case too). Since the point matrix \mathcal{M} has n^2 elements, this algorithm is asymptotically optimal.

25.5.5. Computation of f and g

Let S_i ($i = 1, 2, \dots, n$) be the sum of the first i elements of \mathbf{q} . B_i ($i = 1, 2, \dots, n$) be the binomial coefficient $i(i-1)/2$. Then the players together can have S_n points only if $fB_n \geq S_n$. Since the score of player P_n is q_n , the pigeonhole principle implies $f \geq \lceil q_n / (n - 1) \rceil$.

These observations result the following lower bound for f :

$$f \geq \max \left(\left\lceil \frac{S_n}{B_n} \right\rceil, \left\lceil \frac{q_n}{n-1} \right\rceil \right). \quad (25.13)$$

If every player gathers his points in a uniform as possible manner then

$$f \leq 2 \left\lceil \frac{q_n}{n-1} \right\rceil. \quad (25.14)$$

These observations imply a useful characterization of f .

Lemma 25.9 (Iványi [128]) *If $n \geq 2$, then for arbitrary sequence $\mathbf{q} = (q_1, \dots, q_n)$*

Player/Player	P ₁	P ₂	P ₃	P ₄	P ₅	P ₅	Score
P ₁	—	0	0	0	0	0	0
P ₂	0	—	0	0	0	0	0
P ₃	0	0	—	0	0	0	0
P ₄	10	10	10	—	5	5	40
P ₅	10	10	10	5	—	5	40
P ₆	10	10	10	5	5	—	40

Figure 25.2 Point matrix of a (0, 10, 6)-tournament with $f = 10$ for $\mathbf{q} = (0, 0, 0, 40, 40, 40)$.

there exists a (g, f, n) -tournament having \mathbf{q} as its outdegree sequence and the following bounds for f and g :

$$\max \left(\left\lceil \frac{S}{B_n} \right\rceil, \left\lceil \frac{q_n}{n-1} \right\rceil \right) \leq f \leq 2 \left\lceil \frac{q_n}{n-1} \right\rceil, \tag{25.15}$$

$$0 \leq g \leq f. \tag{25.16}$$

Proof (25.15) follows from (25.13) and (25.14), (25.16) follows from the definition of f . ■

It is worth to remark, that if $q_n/(n-1)$ is integer and the scores are identical, then the lower and upper bounds in (25.15) coincide and so Lemma 25.9 gives the exact value of F .

In connection with this lemma we consider three examples. If $q_i = q_n = 2c(n-1)$ ($c > 0, i = 1, 2, \dots, n-1$), then $q_n/(n-1) = 2c$ and $S_n/B_n = c$, that is S_n/B_n is twice larger than $q_n/(n-1)$. In the other extremal case, when $q_i = 0$ ($i = 1, \dots, n-1$) and $q_n = cn(n-1) > 0$, then $q_n/(n-1) = cn$, $S_n/B_n = 2c$, so $q_n/(n-1)$ is $n/2$ times larger, than S_n/B_n .

If $\mathbf{q} = (0, 0, 0, 40, 40, 40)$, then Lemma 25.9 gives the bounds $8 \leq f \leq 16$. Elementary calculations show that Figure 25.2 contains the solution with minimal f , where $f = 10$.

In 2009 we proved the following assertion.

Theorem 25.10 (Iványi [128]) *For $n \geq 2$ a nondecreasing sequence $\mathbf{q} = (q_1, \dots, q_n)$ of nonnegative integers is the score sequence of some (a, b, n) -tournament if and only if*

$$aB_k \leq \sum_{i=1}^k q_i \leq bB_n - L_k - (n-k)q_k \quad (1 \leq k \leq n), \tag{25.17}$$

where

$$L_0 = 0, \text{ and } L_k = \max \left(L_{k-1}, bB_k - \sum_{i=1}^k q_i \right) \quad (1 \leq k \leq n). \tag{25.18}$$

The theorem was proved by Moon [184], and later by Kemnitz and Dolff [142] for (a, a, n) -tournaments is the special case $a = b$ of Theorem 25.10. Theorem 3.1.4 of [134] is the special case $a = b = 2$. The theorem of Landau [159] is the special case $a = b = 1$ of Theorem 25.10.

25.5.6. Description of a testing algorithm

The following algorithm INTERVAL-TEST decides whether a given \mathbf{q} is a score sequence of an (a, b, n) -tournament or not. This algorithm is based on Theorem 25.10 and returns $W = \text{TRUE}$ if \mathbf{q} is a score sequence, and returns $W = \text{FALSE}$ otherwise.

Input. a : minimal number of points divided after each match;
 b : maximal number of points divided after each match.
Output. W : logical variable ($W = \text{TRUE}$ shows that D is an (a, b, n) -tournament).
Local working variable. i : cycle variable;
 $L = (L_0, L_1, \dots, L_n)$: the sequence of the values of the loss function.
Global working variables. n : the number of players ($n \geq 2$);
 $\mathbf{q} = (q_1, \dots, q_n)$: a nondecreasing sequence of nonnegative integers;
 $B = (B_0, B_1, \dots, B_n)$: the sequence of the binomial coefficients;
 $S = (S_0, S_1, \dots, S_n)$: the sequence of the sums of the i smallest scores.

```

INTERVAL-TEST( $a, b$ )
01 for  $i = 1$  to  $n$ 
02    $L_i = \max(L_{i-1}, bB_n - S_i - (n - i)q_i)$ 
03   if  $S_i < aB_i$ 
04      $W = \text{FALSE}$ 
05   return  $W$ 
06   if  $S_i > bB_n - L_i - (n - i)q_i$ 
07      $W \leftarrow \text{FALSE}$ 
08   return  $W$ 
09 return  $W$ 

```

In worst case INTERVAL-TEST runs in $\Theta(n)$ time even in the general case $0 < a < b$ (in the best case the running time of INTERVAL-TEST is $\Theta(n)$). It is worth to mention, that the often referenced Havel–Hakimi algorithm [100, 109] even in the special case $a = b = 1$ decides in $\Theta(n^2)$ time whether a sequence D is digraphical or not.

25.5.7. Description of an algorithm computing f and g

The following algorithm is based on the bounds of f and g given by Lemma 25.9 and the logarithmic search algorithm described by D. E. Knuth [149, page 410].

Input. No special input (global working variables serve as input).
Output. b : f (the minimal F);
 a : g (the maximal G).
Local working variables. i : cycle variable;
 l : lower bound of the interval of the possible values of F ;

u : upper bound of the interval of the possible values of F .

Global working variables. n : the number of players ($n \geq 2$);

$\mathbf{q} = (q_1, \dots, q_n)$: a nondecreasing sequence of nonnegative integers;

$B = (B_0, B_1, \dots, B_n)$: the sequence of the binomial coefficients;

$S = (S_0, S_1, \dots, S_n)$: the sequence of the sums of the i smallest scores;

W : logical variable (its value is TRUE, when the investigated D is a score sequence).

MINF-MAXG

```

01  $B_0 = S_0 = L_0 = 0$                                 ▷ Initialization
02 for  $i = 1$  to  $n$ 
03    $B_i = B_{i-1} + i - 1$ 
04    $S_i = S_{i-1} + q_i$ 
05  $l = \max(\lceil S_n/B_n \rceil, \lceil q_n/(n-1) \rceil)$ 
06  $u = 2 \lceil q_n/(n-1) \rceil$ 
07  $W = \text{TRUE}$                                         ▷ Computation of  $f$ 
08 INTERVAL-TEST(0,  $l$ )
09 if  $W == \text{TRUE}$ 
10    $b = l$ 
11   go to 21
12  $b = \lceil (l + u)/2 \rceil$ 
13 INTERVAL-TEST(0,  $f$ )
14 if  $W == \text{TRUE}$ 
15   go to 17
16  $l = b$ 
17 if  $u == l + 1$ 
18    $b = u$ 
19   go to 37
20 go to 14
21  $l = 0$                                             ▷ Computation of  $g$ 
22  $u = f$ 
23 INTERVAL-TEST( $b, b$ )
24 if  $W == \text{TRUE}$ 
25    $a \leftarrow f$ 
26   go to 37
27  $a = \lceil (l + u)/2 \rceil$ 
28 INTERVAL-TEST(0,  $a$ )
29 if  $W == \text{TRUE}$ 
30    $l \leftarrow a$ 
31   go to 33
32  $u = a$ 
33 if  $u == l + 1$ 
34    $a = l$ 
35   go to 37
36 go to 27
39 return  $a, b$ 

```

MINF-MAXG determines f and g .

Lemma 25.11 (Iványi [129]) *Algorithm MING-MAXG computes the values f and g for arbitrary sequence $\mathbf{q} = (q_1, \dots, q_n)$ in $O(n \log(q_n/(n)))$ time.*

Proof According to Lemma 25.9 F is an element of the interval $[\lceil q_n/(n-1) \rceil, \lceil 2q_n/(n-1) \rceil]$ and g is an element of the interval $[0, f]$. Using Theorem B of [149, page 412] we get that $O(\log(q_n/n))$ calls of INTERVAL-TEST is sufficient, so the $O(n)$ run time of INTERVAL-TEST implies the required running time of MINF-MAXG. ■

25.5.8. Computing of f and g in linear time

Analyzing Theorem 25.10 and the work of algorithm MINF-MAXG one can observe that the maximal value of G and the minimal value of F can be computed independently by the following LINEAR-MINF-MAXG.

Input. No special input (global working variables serve as input).

Output. b : f (the minimal F).

a : g (the maximal G).

Local working variables. i : cycle variable.

Global working variables. n : the number of players ($n \geq 2$);

$\mathbf{q} = (q_1, \dots, q_n)$: a nondecreasing sequence of nonnegative integers;

$B = (B_0, B_1, \dots, B_n)$: the sequence of the binomial coefficients;

$S = (S_0, S_1, \dots, S_n)$: the sequence of the sums of the i smallest scores.

LINEAR-MINF-MAXG

```

01  $B_0 = S_0 = L_0 = 0$                                 ▷ Initialization
02 for  $i = 1$  to  $n$ 
03    $B_i = B_{i-1} + i - 1$ 
04    $S_i = S_{i-1} + q_i$ 
05  $a = 0$ 
06  $b = \min 2 \lceil q_n/(n-1) \rceil$ 
07 for  $i = 1$  to  $n$                                 ▷ Computation of  $g$ 
08    $a_i = \lceil (2S_i/(n^2 - n)) \rceil < a$ 
09   if  $a_i > a$ 
10      $a = a_i$ 
11 for  $i = 1$  to  $n$                                 ▷ Computation of  $f$ 
12    $L_i = \max(L_{i-1}, bB_n - S_i - (n-i)q_i)$ 
13    $b_i = (S_i + (n-i)q_i + L_i)/B_i$ 
14   if  $b_i < b$ 
15      $b = b_i$ 
16 return  $a, b$ 

```

Lemma 25.12 *Algorithm LINEAR-MING-MAXG computes the values f and g for arbitrary sequence $\mathbf{q} = (q_1, \dots, q_n)$ in $\Theta(n)$ time.*

Proof Lines 01, 05, 06, and 16 require only constant time, lines 02–06, 07–10, and 11–15 require $\Theta(n)$ time, so the total running time is $\Theta(n)$. ■

25.5.9. Tournament with f and g

The following reconstruction algorithm SCORE-SLICING2 is based on balancing between additional points (they are similar to “excess”, introduced by Brauer et al. [36]) and missing points introduced in [128]. The greediness of the algorithm Havel–Hakimi [100, 109] also characterizes this algorithm.

This algorithm is an extended version of the algorithm SCORE-SLICING proposed in [128].

The work of the slicing program is managed by the following program MINI-MAX.

Input. n : the number of players ($n \geq 2$);

$\mathbf{q} = (q_1, \dots, q_n)$: a nondecreasing sequence of integers satisfying (25.17).

Output. $\mathcal{M} = [1 \dots n, 1 \dots n]$: the point matrix of the reconstructed tournament.

Local working variables. i, j : cycle variables.

Global working variables. $p = (p_0, p_1, \dots, p_n)$: provisional score sequence;

$P = (P_0, P_1, \dots, P_n)$: the partial sums of the provisional scores;

$\mathcal{M}[1 \dots n, 1 \dots n]$: matrix of the provisional points.

```

MINI-MAX( $n, \mathbf{q}$ )
01 MINF-MAXG( $n, \mathbf{q}$ )                                ▷ Initialization
02  $p_0 = 0$ 
03  $P_0 = 0$ 
04 for  $i = 1$  to  $n$ 
05     for  $j = 1$  to  $i - 1$ 
06          $\mathcal{M}[i, j] = b$ 
07         for  $j = i$  to  $n$ 
08              $\mathcal{M}[i, j] = 0$ 
09      $p_i = q_i$ 
10 if  $n \geq 3$                                        ▷ Score slicing for  $n \geq 3$  players
11     for  $k = n$  downto 3
12         SCORE-SLICING2( $k$ )
13 if  $n == 2$                                        ▷ Score slicing for 2 players
14      $m_{1,2} = p_1$ 
15      $m_{2,1} = p_2$ 
16 return  $\mathcal{M}$ 

```

25.5.10. Description of the score slicing algorithm

The key part of the reconstruction is the following algorithm SCORE-SLICING2 [128].

During the reconstruction process we have to take into account the following bounds:

$$a \leq m_{i,j} + m_{j,i} \leq b \quad (1 \leq i < j \leq n); \quad (25.19)$$

$$\text{modified scores have to satisfy (25.17);} \quad (25.20)$$

$$m_{i,j} \leq p_i \quad (1 \leq i, j \leq n, i \neq j); \quad (25.21)$$

the monotonicity $p_1 \leq p_2 \leq \dots \leq p_k$ has to be saved ($1 \leq k \leq n$); (25.22)

$$m_{ii} = 0 \quad (1 \leq i \leq n). \quad (25.23)$$

Input. k : the number of the investigated players ($k > 2$);

$\mathbf{p}_k = (p_0, p_1, \dots, p_k)$ ($k = 3, 4, \dots, n$): prefix of the provisional score sequence p ;

$\mathcal{M}[1 \dots n, 1 \dots n]$: matrix of provisional points;

Output. M : number of missing points

\mathbf{p}_k : prefix of the provisional score sequence.

Local working variables. $A = (A_1, A_2, \dots, A_n)$ the number of the additional points;

M : missing points: the difference of the number of actual points and the number of maximal possible points of \mathbf{P}_k ;

d : difference of the maximal decreaseable score and the following largest score;

y : number of sliced points per player;

f : frequency of the number of maximal values among the scores p_1, p_2, \dots, p_{k-1} ;

i, j : cycle variables;

m : maximal amount of sliceable points;

$P = (P_0, P_1, \dots, P_n)$: the sums of the provisional scores;

x : the maximal index i with $i < k$ and $m_{i,k} < b$.

Global working variables: n : the number of players ($n \geq 2$);

$B = (B_0, B_1, B_2, \dots, B_n)$: the sequence of the binomial coefficients;

a : minimal number of points distributed after each match;

b : maximal number of points distributed after each match.

SCORE-SLICING2(k, \mathbf{p}_k)

```

01  $P_0 = 0$ 
02 for  $i = 1$  to  $k - 1$  ▷ Initialization
03    $P_i = P_{i-1} + p_i$ 
04    $A_i = P_i - aB_i$ 
05  $M = (k - 1)b - p_k$ 
06 while  $M > 0$  and  $A_{k-1} > 0$  ▷ There are missing and additional points
07    $x = k - 1$ 
08   while  $r_{x,k} == b$ 
09      $x = x - 1$ 
10    $f = 1$ 
11   while  $p_{x-f+1} == p_{x-f}$ 
12      $f = f + 1$ 
13    $d = p_{x-f+1} - p_{x-f}$ 
14    $m = \min(b, d, \lceil A_x/b \rceil, \lceil M/b \rceil)$ 
15   for  $i = f$  downto 1
16      $y = \min(b - r_{x+1-i,k}, m, M, A_{x+1-i}, p_{x+1-i})$ 
17      $r_{x+1-i,k} = r_{x+1-i,k} + y$ 
18      $p_{x+1-i} = p_{x+1-i} - y$ 
19      $r_{k,x+1-i} = b - r_{x+1-i,k}$ 

```

Player/Player	P ₁	P ₂	P ₃	P ₄	P ₅	P ₆	Score
P ₁	—	1	5	1	1	1	09
P ₂	1	—	4	2	0	2	09
P ₃	3	3	—	5	4	4	19
P ₄	8	2	5	—	2	3	20
P ₅	9	9	5	7	—	2	32
P ₆	8	7	5	6	8	—	34

Figure 25.3 The point table of a (2, 10, 6)-tournament T .

Player/Player	P ₁	P ₂	P ₃	P ₄	P ₅	P ₆	Score
P ₁	—	1	1	6	1	0	9
P ₂	1	—	1	6	1	0	9
P ₃	1	1	—	6	8	3	19
P ₄	3	3	3	—	8	3	20
P ₅	9	9	2	2	—	10	32
P ₆	10	10	7	7	0	—	34

Figure 25.4 The point table of T reconstructed by SCORE-SLICING.

```

20         M = M - y
21     for j = i downto 1
22         Ax+1-i = Ax+1-i - y
23 while M > 0                                ▷ No missing points
24     i = k - 1
25     y = max(mki + mik - a, mki, M)
26     rki = rki - y
27     M = M - y
28     i = i - 1
29 return pk, M
    
```

Let us consider an example. Figure 25.3 shows the point table of a (2, 10, 6)-tournament T . We remark that the termin *point table* is used as a synonym of the termin point matrix.

The score sequence of T is $\mathbf{q} = (9,9,19,20,32,34)$. In [128] the algorithm SCORE-SLICING resulted the point table represented in Figure 25.4.

The algorithm MINI-MAX starts with the computation of f . MINF-MAXG called in line 01 begins with initialization, including provisional setting of the elements of \mathcal{M} so, that $m_{ij} = b$, if $i > j$, and $m_{ij} = 0$ otherwise. Then MINF-MAXG sets the lower bound $l = \max(9, 7) = 9$ of f in line 07 and tests it in line 10 INTERVAL-TEST. The test shows that $l = 9$ is large enough so MINI-MAX sets $b = 9$ in line 12 and jumps to line 23 and begins to compute g . INTERVAL-TEST called in line 25 shows that $a = 9$ is too large, therefore MINF-MAXG continues with the test of $a = 5$ in line 30. The result is positive, therefore comes the test of $a = 7$, then the test of $a = 8$. Now $u = l + 1$ in line 35, so $a = 8$ is fixed, and the control returns to line 02

Player/Player	P ₁	P ₂	P ₃	P ₄	P ₅	P ₆	Score
P ₁	—	4	4	1	0	0	9
P ₂	4	—	4	1	0	0	9
P ₃	4	4	—	7	4	0	19
P ₄	7	7	1	—	5	0	20
P ₅	8	8	4	3	—	9	32
P ₆	9	9	8	8	0	—	34

Figure 25.5 The point table of T reconstructed by MINI-MAX.

of MINI-MAX.

Lines 02–09 contain initialization, and MINI-MAX begins the reconstruction of a $(8, 9, 6)$ -tournament in line 10. The basic idea is that MINI-MAX successively determines the won and lost points of P_6 , P_5 , P_4 and P_3 by repeated calls of SCORE-SLICING2 in line 12, and finally it computes directly the result of the match between P_2 and P_1 .

At first MINI-MAX computes the results of P_6 calling calling SCORE-SLICING2 with parameter $k = 6$. The number of additional points of the first five players is $A_5 = 89 - 8 \cdot 10 = 9$ according to line 03, the number of missing points of P_6 is $M = 5 \cdot 9 - 34 = 11$ according to line 04. Then SCORE-SLICING2 determines the number of maximal numbers among the provisional scores p_1, p_2, \dots, p_5 ($f = 1$ according to lines 09–14) and computes the difference between p_5 and p_4 ($d = 12$ according to line 12). In line 13 we get, that $m = 9$ points are sliceable, and P_5 gets these points in the match with P_6 in line 16, so the number of missing points of P_6 decreases to $M = 11 - 9 = 2$ (line 19) and the number of additional point decreases to $A = 9 - 9 = 0$. Therefore the computation continues in lines 22–27 and m_{64} and m_{63} will be decreased by 1 resulting $m_{64} = 8$ and $m_{63} = 8$ as the seventh line and seventh column of Figure 25.5 show. The returned score sequence is $p = (9, 9, 19, 20, 23)$.

In the second place MINI-MAX calls SCORE-SLICING2 with parameter $k = 5$, and get $A_4 = 9$ and $M = 13$. At first P_4 gets 1 point, then P_3 and P_4 get both 4 points, reducing M to 4 and A_4 to 0. The computation continues in line 22 and results the further decrease of m_{54} , m_{53} , m_{52} , and m_{51} by 1, resulting $m_{54} = 3$, $m_{53} = 4$, $m_{52} = 8$, and $m_{51} = 8$ as the sixth row of Figure 25.5 shows.

In the third place MINI-MAX calls SCORE-SLICING2 with parameter $k = 4$, and get $A_3 = 11$ and $M = 11$. At first P_3 gets 6 points, then P_3 further 1 point, and P_2 and P_1 also both get 1 point, resulting $m_{34} = 7$, $m_{43} = 2$, $m_{42} = 8$, $m_{24} = 1$, $m_{14} = 1$ and $m_{41} = 8$, further $A_3 = 0$ and $M = 2$. The computation continues in lines 22–27 and results a decrease of m_{43} by 1 point resulting $m_{43} = 1$, $m_{42} = 7$, and $m_{41} = 7$, as the fifth row and fifth column of Figure 25.5 show. The returned score sequence is $p = (9, 9, 15)$.

In the fourth place MINI-MAX calls SCORE-SLICING2 with parameter $k = 3$, and gets $A_2 = 10$ and $M = 9$. At first P_1 and P_2 get 4 points, resulting $m_{13} = 4$, and $m_{23} = 4$, and $M = 2$, and $A_2 = 0$. Then MINI-MAX sets in lines 23–26 $m_{31} = 4$

and $m_{32} = 4$. The returned point vector is $p = (4, 4)$.

Finally MINI-MAX sets $m_{12} = 4$ and $m_{21} = 4$ in lines 14–15 and returns the point matrix represented in Figure 25.5.

The comparison of Figures 25.4 and 25.5 shows a large difference between the simple reconstruction of SCORE-SLICING2 and the minimax reconstruction of MINI-MAX: while in the first case the maximal value of $m_{ij} + m_{ji}$ is 10 and the minimal value is 2, in the second case the maximum equals to 9 and the minimum equals to 8, that is the result is more balanced (the given \mathbf{q} does not allow to build a perfectly balanced (k, k, n) -tournament).

25.5.11. Analysis of the minimax reconstruction algorithm

The main result of this paper is the following assertion.

Theorem 25.13 (Iványi [129]) *If $n \geq 2$ is a positive integer and $\mathbf{q} = (q_1, q_2, \dots, q_n)$ is a nondecreasing sequence of nonnegative integers, then there exist positive integers f and g , and a (g, f, n) -tournament T with point matrix \mathcal{M} such that*

$$f = \min(m_{ij} + m_{ji}) \leq b, \quad (25.24)$$

$$g = \max m_{ij} + m_{ji} \geq a \quad (25.25)$$

for any (a, b, n) -tournament, and algorithm LINEAR-MINF-MAXG computes f and g in $\Theta(n)$ time, and algorithm MINI-MAX generates a suitable T in $O(q_n n^2)$ time.

Proof The correctness of the algorithms SCORE-SLICING2, MINF-MAXG implies the correctness of MINI-MAX.

Lines 1–46 of MINI-MAX require $O(\log(d_n/n))$ uses of MING-MAXF, and one search needs $O(n)$ steps for the testing, so the computation of f and g can be executed in $O(n \log(q_n/n))$ times.

The reconstruction part (lines 47–55) uses algorithm SCORE-SLICING2, which runs in $O(bn^3)$ time [128]. MINI-MAX calls SCORE-SLICING2 $n - 2$ times with $f \leq 2\lceil d_n/n \rceil$, so $n^3 q_n/n = q_n n^2$ finishes the proof. ■

The interesting property of f and g is that they can be determined independently (and so there exists a tournament T having both extremal features) is called linking property. One of the earliest occurrences appeared in a paper of Mendelsohn and Dulmage [175]. It was formulated by Ford and Fulkerson [78, page 49] in a theorem on the existence of integral matrices for which the row-sums and the column-sums lie between specified bounds. The concept was investigated in detail in the book written by Mirsky [179]. A. Frank used this property in the analysis of different problems of combinatorial optimization [81, 85].

25.6. Imbalances in $(0, b)$ -tournaments

A $(0, b, n)$ -tournament is a digraph in which multiarcs are permitted, and which has no loops [97].

At first we consider the special case $b = 0$, then the $(0, b, n)$ -tournaments.

25.6.1. Imbalances in $(0, 1)$ -tournaments.

A $(0, 1, n)$ -tournament is a directed graph (shortly digraph) without loops and without multiple arcs, is also called *simple digraph* [97]. The *imbalance* of a vertex v_i in a digraph is b_{v_i} (or simply b_i) = $d_{v_i}^+ - d_{v_i}^-$, where $d_{v_i}^+$ and $d_{v_i}^-$ are respectively the outdegree and indegree of v_i . The *imbalance sequence* of a simple digraph is formed by listing the vertex imbalances in nonincreasing order. A sequence of integers $F = [f_1, f_2, \dots, f_n]$ with $f_1 \geq f_2 \geq \dots \geq f_n$ is *feasible* if the

sum of its elements is zero, and satisfies $\sum_{i=1}^k f_i \leq k(n - k)$, for $1 \leq k < n$.

The following result provides a necessary and sufficient condition for a sequence of integers to be the imbalance sequence of a simple digraph.

Theorem 25.14 (Mubayi, Will, West [187]) *A sequence is realizable as an imbalance sequence of a $(0, 1, n)$ -tournament if and only if it is feasible.*

The above result is equivalent to saying that a sequence of integers $B = [b_1, \dots, b_n]$ with $b_1 \geq b_2 \geq \dots \geq b_n$ is an imbalance sequence of a $(0, 1, n)$ -tournament if and only if

$$\sum_{i=1}^k b_i \leq k(n - k), \quad (25.26)$$

for $1 \leq k < n$, with equality when $k = n$.

On arranging the imbalance sequence in nondecreasing order, we have the following observation.

Corollary 25.15 *A sequence of integers $B = [b_1, \dots, b_n]$ with $b_1 \leq b_2 \leq \dots \leq b_n$ is an imbalance sequence of a $(0, 1, n)$ -tournament if and only if*

$$\sum_{i=1}^k b_i \geq k(k - n),$$

for $1 \leq k < n$, with equality when $k = n$.

Various results for imbalances in different tournaments can be found in [128, 129, 221, 222].

25.6.2. Imbalances in $(0, 2)$ -tournaments

A $(0, b, n)$ -tournament is a digraph in which multiarcs are permitted, and which has no loops [97]. If $b \geq 2$ then a $(0, b, n)$ -tournament is an orientation of a simple multigraph and contains at most b edges between the elements of any pair of distinct vertices. Let T be a $(0, b, n)$ -tournament with vertex set $V = \{v_1, \dots, v_n\}$, and let

d_v^+ and d_v^- respectively denote the outdegree and indegree of vertex v . Define b_{v_i} (or simply b_i) = $d_{v_i}^+ - d_{v_i}^-$ as imbalance of v_i . Clearly, $-r(n-1) \leq b_{v_i} \leq r(n-1)$. The imbalance sequence of D is formed by listing the vertex imbalances in nondecreasing order.

We remark that $(0, b, n)$ -digraphs are special cases of (a, b) -digraphs containing at least a and at most b edges between the elements of any pair of vertices. Degree sequences of $(0, b, n)$ -tournaments have been studied by Mubayi, West, Will [187] and Pirzada, Naikoo and Shah [221].

Let u and v be distinct vertices in T . If there are f arcs directed from u to v and g arcs directed from v to u , then we denote this by $u(f-g)v$, where $0 \leq f, g, f+g \leq r$.

A double in T is an induced directed subgraph with two vertices u , and v having the form $u(f_1 - f_2)v$, where $1 \leq f_1, f_2 \leq r$, and $1 \leq f_1 + f_2 \leq r$, and f_1 is the number of arcs directed from u to v , and f_2 is the number of arcs directed from v to u . A triple in D is an induced subgraph with three vertices u, v , and w having the form $u(f_1 - f_2)v(g_1 - g_2)w(h_1 - h_2)u$, where $1 \leq f_1, f_2, g_1, g_2, h_1, h_2 \leq r$, and $1 \leq f_1 + f_2, g_1 + g_2, h_1 + h_2 \leq b$, and the meaning of $f_1, f_2, g_1, g_2, h_1, h_2$ is similar to the meaning in the definition of doubles. An oriented triple in D is an induced subdigraph with three vertices. An oriented triple is said to be transitive if it is of the form $u(1-0)v(1-0)w(0-1)u$, or $u(1-0)v(0-1)w(0-0)u$, or $u(1-0)v(0-0)w(0-1)u$, or $u(1-0)v(0-0)w(0-0)u$, or $u(0-0)v(0-0)w(0-0)u$, otherwise it is intransitive. An r -graph is said to be transitive if all its oriented triples are transitive. In particular, a triple C in an r -graph is transitive if every oriented triple of C is transitive.

The following observation can be easily established and is analogue to Theorem 2.2 of Avery [12].

Lemma 25.16 (Avery 1991 [12]) *If T_1 and T_2 are two $(0, b, n)$ -tournaments with same imbalance sequence, then T_1 can be transformed to T_2 by successively transforming (i) appropriate oriented triples in one of the following ways, either (a) by changing the intransitive oriented triple $u(1-0)v(1-0)w(1-0)u$ to a transitive oriented triple $u(0-0)v(0-0)w(0-0)u$, which has the same imbalance sequence or vice versa, or (b) by changing the intransitive oriented triple $u(1-0)v(1-0)w(0-0)u$ to a transitive oriented triple $u(0-0)v(0-0)w(0-1)u$, which has the same imbalance sequence or vice versa; or (ii) by changing a double $u(1-1)v$ to a double $u(0-0)v$, which has the same imbalance sequence or vice versa.*

The above observations lead to the following result.

Theorem 25.17 (Pirzada, Naikoo, Samee, Iványi 2010 [222]) *Among all $(0, b, n)$ -tournaments with given imbalance sequence, those with the fewest arcs are transitive.*

Proof Let \mathbf{b} be an imbalance sequence and let T be a realization of \mathbf{b} that is not transitive. Then T contains an intransitive oriented triple. If it is of the form $u(1-0)v(1-0)w(1-0)u$, it can be transformed by operation $i(a)$ of Lemma 25.16 to a transitive oriented triple $u(0-0)v(0-0)w(0-0)u$ with the same imbalance sequence and three arcs fewer. If T contains an intransitive oriented triple of the form

$u(1-0)v(1-0)w(0-0)u$, it can be transformed by operation $i(b)$ of Lemma 25.16 to a transitive oriented triple $u(0-0)v(0-0)w(0-1)u$ same imbalance sequence but one arc fewer. In case T contains both types of intransitive oriented triples, they can be transformed to transitive ones with certainly lesser arcs. If in T there is a double $u(1-1)v$, by operation (ii) of Lemma 25.16, it can be transformed to $u(0-0)v$, with same imbalance sequence but two arcs fewer. ■

The next result gives necessary and sufficient conditions for a sequence of integers to be the imbalance sequence of some $(0, b, n)$ -tournament.

Theorem 25.18 (Pirzada, Naiko, Samee, Iványi [222]) *A nondecreasing sequence $\mathbf{b} = (b_1, \dots, b_n)$ of integers is an imbalance sequence of a $(0, b, n)$ -tournament if and only if*

$$\sum_{i=1}^k b_i \geq bk(k-n), \tag{25.27}$$

with equality when $k = n$.

Proof Necessity. A subtournament induced by k vertices has a sum of imbalances at least $bk(k-n)$.

Sufficiency. Assume that $\mathbf{b} = (b_1, \dots, b_n)$ is a nonincreasing sequence of integers satisfying conditions (25.27) but is not the imbalance sequence of any $(0, b, n)$ -tournament. Let this sequence be chosen in such a way that n is the smallest possible and b_1 is the least with that choice of n . We consider the following two cases.

Case (i). Suppose equality in (25.27) holds for some $k \leq n$, so that

$$\sum_{i=1}^k b_i = bk(k-n), \tag{25.28}$$

for $1 \leq k < n$.

By minimality of n , $B_1 = (b_1, \dots, b_k)$ is the imbalance sequence of some $(0, b, n)$ -tournament T_1 with vertex set, say V_1 . Let $\mathbf{b}_2 = (b_{k+1}, b_{k+2}, \dots, b_n)$. Consider

$$\begin{aligned} \sum_{i=1}^f b_{k+i} &= \sum_{i=1}^{k+f} b_i - \sum_{i=1}^k b_i \\ &\geq b(k+f)[(k+f)-n] - bk(k-n) \\ &= b(k_2 + kf - kn + fk + f_2 - fn - k_2 + kn) \\ &\geq r(f_2 - fn) \\ &= rf(f-n), \end{aligned} \tag{25.29}$$

for $1 \leq f \leq n-k$, with equality when $f = n-k$. Therefore, by the minimality for n , the sequence \mathbf{b}_2 forms the imbalance sequence of some $(0, b, n)$ -tournament T_2 with

vertex set, say V_2 . Construct a new $(0, b, n)$ -tournament T with vertex set as follows.

Let $V = V_1 \cup V_2$ with, $V_1 \cap V_2 = \emptyset$ and the arc set containing those arcs which are in T_1 and T_2 . Then we obtain the $(0, b, n)$ -tournament T with the imbalance sequence \mathbf{b} , which is a contradiction.

Case (ii). Suppose that the strict inequality holds in (25.27) for some $k < n$, so that

$$\sum_{i=1}^k q_i > bk(k - n), \tag{25.30}$$

for $1 \leq k < n$. Let $\mathbf{b}_1 = (q_1 - 1, q_2, \dots, q_{n-1}, q_n + 1]$, so that \mathbf{b}_1 satisfies the conditions (25.27). Thus by the minimality of b_1 , the sequences \mathbf{b}_1 is the imbalances sequence of some $(0, b, n)$ -tournament T_1 with vertex set, say V_1 . Let $b_{v_1} = b_1 - 1$ and $b_{v_n} = a_n + 1$. Since $b_{v_n} > b_{v_1} + 1$, there exists a vertex $v_p \in V_1$ such that $v_n(0-0)v_p(1-0)v_1$, or $v_n(1-0)v_p(0-0)v_1$, or $v_n(1-0)v_p(1-0)v_1$, or $v_n(0-0)v_p(0-0)v_1$, and if these are changed to $v_n(0-1)v_p(0-0)v_1$, or $v_n(0-0)v_p(0-1)v_1$, or $v_n(0-0)v_p(0-0)v_1$, or $v_n(0-1)v_p(0-1)v_1$ respectively, the result is a $(0, b, n)$ -tournament with imbalances sequence \mathbf{b} , which is again a contradiction. This proves the result. ■

Arranging the imbalance sequence in nonincreasing order, we have the following observation.

Corollary 25.19 (Pirzada, Naiko, Samee, Iványi [222]) *A nondecreasing sequence $\mathbf{q} = (q_1, \dots, q_n)$ of integers is an imbalance sequence of a $(0, b, n)$ -tournament if and only if*

$$\sum_{i=1}^k q_i \leq bk(n - k),$$

for $1 \leq k \leq n$, with equality when $k = n$.

The **converse of a $(0, b, n)$ -tournament** T is a $(0, b, n)$ -graph T' , obtained by reversing orientations of all arcs of T . If $\mathbf{q} = (q_1, \dots, q_n]$ with $q_1 \leq 2 \leq \dots \leq b_n$ is the imbalance sequence of a $(0, b, n)$ -tournament T , then $\mathbf{q}' = (-q_n, -q_{n-1}, \dots, -q_1]$ is the imbalance sequence of T' .

The next result gives lower and upper bounds for the imbalance b_i of a vertex v_i in a $(0, b, n)$ -tournament T .

Theorem 25.20 *If $\mathbf{q} = (q_1, \dots, b_n)$ is an imbalance sequence of a $(0, b, n)$ -tournament T , then for each i*

$$b(i - n) \leq q_i \leq b(i - 1). \tag{25.31}$$

Proof Assume to the contrary that $q_i < b(i - n)$, so that for $k < i$,

$$q_k \leq q_i < b(i - n). \tag{25.32}$$

That is,

$$q_1 < b(i - n), q_2 < b(i - n), \dots, b_i < b(i - n). \tag{25.33}$$

Adding these inequalities, we get

$$\sum_{k=1}^i q_k < bi(i - n), \tag{25.34}$$

which contradicts Theorem 25.18.

Therefore, $b(i - n) \leq q_i$.

The second inequality is dual to the first. In the converse $(0, b, n)$ -tournament with imbalance sequence $\mathbf{q} = (q'_1, q'_2, \dots, q'_n)$ we have, by the first inequality

$$\begin{aligned} q'_{n-i+1} &\geq b[(n - i + 1) - n] \\ &= b(-i + 1). \end{aligned} \tag{25.35}$$

Since $b_i = -b'_{n-i+1}$, therefore

$$q_i \leq -b(-i + 1) = b(i - 1).$$

Hence, $q_i \leq b(i - 1)$. ■

Now we obtain the following inequalities for imbalances in $(0, b, n)$ -tournament.

Theorem 25.21 (Pirzada, Naikoo, Samee, Iványi 2010 [222]) *If $\mathbf{q} = (q_1, \dots, q_n)$ is an imbalance sequence of a $(0, b, n)$ -tournament with $q_1 \geq q_2 \geq \dots \geq q_n$, then*

$$\sum_{i=1}^k q_i^2 \leq \sum_{i=1}^k (2bn - 2bk - q_i)^2, \tag{25.36}$$

for $1 \leq k \leq n$, with equality when $k = n$.

Proof By Theorem 25.18, we have for $1 \leq k \leq n$, with equality when $k = n$

$$bk(n - k) \geq \sum_{i=1}^k q_i, \tag{25.37}$$

implying

$$\sum_{i=1}^k q_i^2 + 2(2bn - 2bk)bk(n - k) \geq \sum_{i=1}^k b_i^2 + 2(2bn - 2bk) \sum_{i=1}^k q_i,$$

from where

$$\sum_{i=1}^k q_i^2 + k(2bn - 2bk)^2 - 2(2bn - 2bk) \sum_{i=1}^k q_i \geq \sum_{i=1}^k q_i^2, \tag{25.38}$$

and so we get the required

$$\begin{aligned}
 & q_1^2 + q_2^2 + \dots + q_k^2 + (2bn - 2bk)^2 + (2bn - 2bk)^2 + \dots + (2bn - 2bk)^2 \\
 & \quad - 2(2bn - 2bk)q_1 - 2(2bn - 2bk)b_2 - \dots - 2(2bn - 2bk)b_k \\
 & \geq \sum_{i=1}^k q_i^2,
 \end{aligned} \tag{25.39}$$

or

$$\sum_{i=1}^k (2bn - 2bk - q_i)^2 \geq \sum_{i=1}^k q_i^2. \tag{25.40}$$

■

25.7. Supertournaments

In Section 25.1 we defined the $(\mathbf{a}, \mathbf{b}, \mathbf{k}, m, n)$ -supertournaments.

Now at first we present some results on the special case $m = 1$, that is on the hypertournaments.

25.7.1. Hypertournaments

Hypergraphs are generalizations of graphs [27, 28]. While edges of a graph are pairs of vertices of the graph, edges of a hypergraph are subsets of the vertex set, consisting of at least two vertices. An edge consisting of k vertices is called a k -edge. A k -hypergraph is a hypergraph all of whose edges are k -edges. A k -hypertournament is a complete k -hypergraph with each k -edge endowed with an orientation, that is, a linear arrangement of the vertices contained in the hyperedge. Instead of scores of vertices in a tournament, Zhou et al. [291] considered scores and losing scores of vertices in a k -hypertournament, and derived a result analogous to Landau’s theorem [159]. The score $s(v_i)$ or s_i of a vertex v_i is the number of arcs containing v_i and in which v_i is not the last element, and the losing score $r(v_i)$ or r_i of a vertex v_i is the number of arcs containing v_i and in which v_i is the last element. The score sequence (losing score sequence) is formed by listing the scores (losing scores) in non-decreasing order.

The following characterizations of score sequences and losing score sequences in k -hypertournaments can be found in G. Zhou et al. [292].

Theorem 25.22 (Zhou, Yang, Zhao [292]) *Given two non-negative integers n and k with $n \geq k > 1$, a nondecreasing sequence $\mathbf{q} = [q_1, \dots, q_n]$ of nonnegative integers is a losing score sequence of some k -hypertournament if and only if for each j ,*

$$\sum_{i=1}^j q_i \geq \binom{j}{k}, \tag{25.41}$$

with equality when $j = n$.

Proof See [292]. ■

Theorem 25.23 (Zhou, Yang, Zhao [292]) *Given two positive integers n and k with $n \geq k > 1$, a nondecreasing sequence $\mathbf{q} = (q_1, \dots, q_n)$ of nonnegative integers is a score sequence of some $(0, \infty, k, n)$ - k -hypertournament if and only if for each j ,*

$$\sum_{i=1}^j q_i \geq j \binom{n-1}{k-1} + \binom{n-j}{k} - \binom{n}{k}, \tag{25.42}$$

with equality when $j = n$.

Proof See [292]. ■

Some more results on k -hypertournaments can be found in [37, 151, 213, 215, 291]. The analogous results of Theorem 25.22 and Theorem 25.23 for $[h, k]$ -bipartite hypertournaments can be found in [212] and for $[\alpha, \beta, \gamma]$ -tripartite hypertournaments can be found in [223].

Throughout this subsection i takes values from 1 to k and j_i takes values from 1 to n_i , unless otherwise is stated.

A *k -partite hypertournament* is a generalization of k -partite graphs (and k -partite tournaments). Given non-negative integers n_i and α_i , ($i = 1, 2, \dots, k$) with $n_i \geq \alpha_i \geq 1$ for each i , an $[\alpha_1, \alpha_2, \dots, \alpha_k]$ - k -partite hypertournament (or briefly k -partite hypertournament) M of order $\sum_1^k n_i$ consists of k vertex sets U_i with $|U_i| = n_i$ for each i , ($1 \leq i \leq k$) together with an arc set E , a set of $\sum_1^k \alpha_i$ tuples of vertices, with exactly α_i vertices from U_i , called arcs such that any $\sum_1^k \alpha_i$ subset $\cup_1^k U'_i$ of $\cup_1^k U_i$, E contains exactly one of the $\left(\sum_1^k \alpha_i\right) \sum_1^k \alpha_i$ -tuples whose α_i entries belong to U'_i .

Let $e = (u_{11}, u_{12}, \dots, u_{1\alpha_1}, u_{21}, u_{22}, \dots, u_{2\alpha_2}, \dots, u_{k1}, u_{k2}, \dots, u_{k\alpha_k})$, with $u_{ij_i} \in U_i$ for each i , ($1 \leq i \leq k, 1 \leq j_i \leq \alpha_i$), be an arc in M and let $h < t$, we let $e(u_{1h}, u_{1t})$ denote to be the new arc obtained from e by interchanging u_{1h} and u_{1t} in e . An arc containing α_i vertices from U_i for each i , ($1 \leq i \leq k$) is called an $(\alpha_1, \alpha_2, \dots, \alpha_k)$ -arc.

For a given vertex $u_{ij_i} \in U_i$ for each i , $1 \leq i \leq k$ and $1 \leq j_i \leq \alpha_i$, the score $d_M^+(u_{ij_i})$ (or simply $d^+(u_{ij_i})$) is the number of $\sum_1^k \alpha_i$ -arcs containing u_{ij_i} and in which u_{ij_i} is not the last element. The losing score $d_M^-(u_{ij_i})$ (or simply $d^-(u_{ij_i})$) is the number of $\sum_1^k \alpha_i$ -arcs containing u_{ij_i} and in which u_{ij_i} is the last element. By arranging the losing scores of each vertex set U_i separately in non-decreasing order, we get k lists called losing score lists of M and these are denoted by $R_i = [r_{ij_i}]_{j_i=1}^{n_i}$ for each i , ($1 \leq i \leq k$). Similarly, by arranging the score lists of each vertex set U_i

separately in non-decreasing order, we get k lists called score lists of M which are denoted as $S_i = [s_{ij_i}]_{j_i=1}^{n_i}$ for each i ($1 \leq i \leq k$).

The following two theorems are the main results of this subsection.

Theorem 25.24 (Pirzada, Zhou, Iványi [229, Theorem 3]) *Given k nonnegative integers n_i and k nonnegative integers α_i with $1 \leq \alpha_i \leq n_i$ for each i ($1 \leq i \leq k$), the k nondecreasing lists $R_i = [r_{ij_i}]_{j_i=1}^{n_i}$ of nonnegative integers are the losing score lists of a k -partite hypertournament if and only if for each p_i ($1 \leq i \leq k$) with $p_i \leq n_i$,*

$$\sum_{i=1}^k \sum_{j_i=1}^{p_i} r_{ij_i} \geq \prod_{i=1}^k \binom{p_i}{\alpha_i}, \tag{25.43}$$

with equality when $p_i = n_i$ for each i ($1 \leq i \leq k$).

Theorem 25.25 (Pirzada, Zhou, Iványi [Theorem 4][229]) *Given k nonnegative integers n_i and k nonnegative integers α_i with $1 \leq \alpha_i \leq n_i$ for each i ($1 \leq i \leq k$), the k non-decreasing lists $S_i = [s_{ij_i}]_{j_i=1}^{n_i}$ of non-negative integers are the score lists of a k -partite hypertournament if and only if for each p_i , ($1 \leq i \leq k$) with $p_i \leq n_i$*

$$\sum_{i=1}^k \sum_{j_i=1}^{p_i} s_{ij_i} \geq \left(\sum_{i=1}^k \frac{\alpha_i p_i}{n_i} \right) \left(\prod_{i=1}^k \binom{n_i}{\alpha_i} \right) + \prod_{i=1}^k \binom{n_i - p_i}{\alpha_i} - \prod_{i=1}^k \binom{n_i}{\alpha_i}, \tag{25.44}$$

with equality, when $p_i = n_i$ for each i ($1 \leq i \leq k$).

We note that in a k -partite hypertournament M , there are exactly $\prod_{i=1}^k \binom{n_i}{\alpha_i}$ arcs and in each arc only one vertex is at the last entry. Therefore,

$$\sum_{i=1}^k \sum_{j_i=1}^{n_i} d_M^-(u_{ij_i}) = \prod_{i=1}^k \binom{n_i}{\alpha_i}.$$

In order to prove the above two theorems, we need the following Lemmas.

Lemma 25.26 (Pirzada, Zhou, Iványi [Lemma 5][229]) *If M is a k -partite hypertournament of order $\sum_1^k n_i$ with score lists $S_i = [s_{ij_i}]_{j_i=1}^{n_i}$ for each i ($1 \leq i \leq k$), then*

$$\sum_{i=1}^k \sum_{j_i=1}^{n_i} s_{ij_i} = \left[\left(\sum_{i=1}^k \alpha_i \right) - 1 \right] \prod_{i=1}^k \binom{n_i}{\alpha_i}. \tag{25.45}$$

Proof We have $n_i \geq \alpha_i$ for each i ($1 \leq i \leq k$). If r_{ij_i} is the losing score of $u_{ij_i} \in U_i$, then

$$\sum_{i=1}^k \sum_{j_i=1}^{n_i} r_{ij_i} = \prod_{i=1}^k \binom{n_i}{\alpha_i}. \tag{25.46}$$

The number of $[\alpha_i]_1^k$ arcs containing $u_{ij_i} \in U_i$ for each i , ($1 \leq i \leq k$), and $1 \leq j_i \leq n_i$ is

$$\frac{\alpha_i}{n_i} \prod_{t=1}^k \binom{n_t}{\alpha_t}. \tag{25.47}$$

Thus,

$$\begin{aligned} \sum_{i=1}^k \sum_{j_i=1}^{n_i} s_{ij_i} &= \sum_{i=1}^k \sum_{j_i=1}^{n_i} \left(\frac{\alpha_i}{n_i} \right) \prod_1^k \binom{n_t}{\alpha_t} - \binom{n_i}{\alpha_i} \\ &= \left(\sum_{i=1}^k \alpha_i \right) \prod_1^k \binom{n_t}{\alpha_t} - \prod_1^k \binom{n_i}{\alpha_i} \\ &= \left[\left(\sum_{i=1}^k \alpha_i \right) - 1 \right] \prod_1^k \binom{n_i}{\alpha_i}. \end{aligned} \tag{25.48}$$

■

Lemma 25.27 (Pirzada, Zhou, Iványi [Lemma 6][229]) *If $R_i = [r_{ij_i}]_{j_i=1}^{n_i}$ ($1 \leq i \leq k$) are k losing score lists of a k -partite hypertournament M , then there exists some h with*

$$r_{1h} < \frac{\alpha_1}{n_1} \prod_1^k \binom{n_p}{\alpha_p} \tag{25.49}$$

so that $R'_1 = [r_{11}, r_{12}, \dots, r_{1h} + 1, \dots, r_{1n_1}]$, $R'_s = [r_{s1}, r_{s2}, \dots, r_{st} - 1, \dots, r_{sn_s}]$ ($2 \leq s \leq k$) and $R_i = [r_{ij_i}]_{j_i=1}^{n_i}$, ($2 \leq i \leq k$), $i \neq s$ are losing score lists of some k -partite hypertournament, t is the largest integer such that $r_{s(t-1)} < r_{st} = \dots = r_{sn_s}$.

Proof Let $R_i = [r_{ij_i}]_{j_i=1}^{n_i}$ ($1 \leq i \leq k$) be losing score lists of a k -partite hypertournament M with vertex sets $U_i = \{u_{i1}, u_{i2}, \dots, u_{ij_i}\}$ so that $d^-(u_{ij_i}) = r_{ij_i}$ for each i ($1 \leq i \leq k$, $1 \leq j_i \leq n_i$).

Let h be the smallest integer such that

$$r_{11} = r_{12} = \dots = r_{1h} < r_{1(h+1)} \leq \dots \leq r_{1n_1}$$

and t be the largest integer such that

$$r_{s1} \leq r_{s2} \leq \dots \leq r_{s(t-1)} < r_{st} = \dots = r_{sn_s}$$

Now, let

$$R'_1 = [r_{11}, r_{12}, \dots, r_{1h} + 1, \dots, r_{1n_1}],$$

$$R'_s = [r_{s1}, r_{s2}, \dots, r_{st} - 1, \dots, r_{sn_s}]$$

($2 \leq s \leq k$), and $R_i = [r_{ij_i}]_{j_i=1}^{n_i}$, ($2 \leq i \leq k$), $i \neq s$.

Clearly, R'_1 and R'_s are both in non-decreasing order.

Since $r_{1h} < \frac{\alpha_1}{n_1} \prod_1^k \binom{n_p}{\alpha_p}$, there is at least one $[\alpha_1]_1^k$ -arc e containing both u_{1h} and u_{st} with u_{st} as the last element in e , let $e' = (u_{1h}, u_{st})$. Clearly, R'_1, R'_s and $R_i = [r_{ij_i}]_{j_i=1}^{n_i}$ for each i ($2 \leq i \leq k$), $i \neq s$ are the k losing score lists of $M' = (M - e) \cup e'$. ■

The next observation follows from Lemma 25.26, and the proof can be easily established.

Lemma 25.28 (Pirzada, Zhou, Iványi [Lemma 7][229]) *Let $R_i = [r_{ij_i}]_{j_i=1}^{n_i}$, ($1 \leq i \leq k$) be k nondecreasing sequences of nonnegative integers satisfying (25.43). If $r_{1n_1} < \frac{\alpha_1}{n_1} \prod_1^k \binom{n_t}{\alpha_t}$, then there exist s and t ($2 \leq s \leq k$), $1 \leq t \leq n_s$ such that $R'_1 = [r_{11}, r_{12}, \dots, r_{1h} + 1, \dots, r_{1n_1}]$, $R'_s = [r_{s1}, r_{s2}, \dots, r_{st} - 1, \dots, r_{sn_s}]$ and $R_i = [r_{ij_i}]_{j_i=1}^{n_i}$, ($2 \leq i \leq k$), $i \neq s$ satisfy (25.43).*

Proof of Theorem 25.24. Necessity. Let R_i , ($1 \leq i \leq k$) be the k losing score lists of a k -partite hypertournament $M(U_i, 1 \leq i \leq k)$. For any p_i with $\alpha_i \leq p_i \leq n_i$, let $U'_i = \{u_{ij_i}\}_{j_i=1}^{p_i}$ ($1 \leq i \leq k$) be the sets of vertices such that $d^-(u_{ij_i}) = r_{ij_i}$ for each $1 \leq j_i \leq p_i$, $1 \leq i \leq k$. Let M' be the k -partite hypertournament formed by U'_i for each i ($1 \leq i \leq k$).

Then,

$$\begin{aligned} \sum_{i=1}^k \sum_{j_i=1}^{p_i} r_{ij_i} &\geq \sum_{i=1}^k \sum_{j_i=1}^{p_i} d_{M'}^-(u_{ij_i}) \\ &= \prod_1^k \binom{p_t}{\alpha_t}. \end{aligned} \tag{25.50}$$

Sufficiency. We induct on n_1 , keeping n_2, \dots, n_k fixed. For $n_1 = \alpha_1$, the result is

obviously true. So, let $n_1 > \alpha_1$, and similarly $n_2 > \alpha_2, \dots, n_k > \alpha_k$. Now,

$$\begin{aligned}
 r_{1n_1} &= \sum_{i=1}^k \sum_{j_i=1}^{n_i} r_{ij_i} - \left(\sum_{j_1=1}^{n_1-1} r_{1j_1} + \sum_{i=2}^k \sum_{j_i=1}^{n_i} r_{ij_i} \right) \\
 &\leq \prod_1^k \binom{n_t}{\alpha_t} - \binom{n_1-1}{\alpha_1} \prod_2^k \binom{n_t}{\alpha_t} \\
 &= \left[\binom{n_1}{\alpha_1} - \binom{n_1-1}{\alpha_1} \right] \prod_2^k \binom{n_t}{\alpha_t} \\
 &= \binom{n_1-1}{\alpha_1-1} \prod_2^k \binom{n_t}{\alpha_t}.
 \end{aligned} \tag{25.51}$$

We consider the following two cases.

Case 1. $r_{1n_1} = \binom{n_1-1}{\alpha_1-1} \prod_2^k \binom{n_t}{\alpha_t}$. Then,

$$\begin{aligned}
 \sum_{j_1=1}^{n_1-1} r_{1j_1} + \sum_{i=2}^k \sum_{j_i=1}^{n_i} r_{ij_i} &= \sum_{i=1}^k \sum_{j_i=1}^{n_i} r_{ij_i} - r_{1n_1} \\
 &= \prod_1^k \binom{n_t}{\alpha_t} - \binom{n_1-1}{\alpha_1-1} \prod_2^k \binom{n_t}{\alpha_t} \\
 &= \left[\binom{n_1}{\alpha_1} - \binom{n_1-1}{\alpha_1-1} \right] \prod_2^k \binom{n_t}{\alpha_t} \\
 &= \binom{n_1-1}{\alpha_1} \prod_2^k \binom{n_t}{\alpha_t}.
 \end{aligned} \tag{25.52}$$

By induction hypothesis $[r_{11}, r_{12}, \dots, r_{1(n_1-1)}], R_2, \dots, R_k$ are losing score lists of a k -partite hypertournament $M'(U'_1, U_2, \dots, U_k)$ of order $\left(\sum_{i=1}^k n_i\right) - 1$. Construct a k -partite hypertournament M of order $\sum_{i=1}^k n_i$ as follows. In M' , let $U'_1 = \{u_{11}, u_{12}, \dots, u_{1(n_1-1)}\}, U_i = \{u_{ij_i}\}_{j_i=1}^{n_i}$ for each $i, (2 \leq i \leq k)$. Adding a new vertex u_{1n_1} to U'_1 , for each $\left(\sum_{i=1}^k \alpha_i\right)$ -tuple containing u_{1n_1} , arrange u_{1n_1} on the last entry. Denote E_1 to be the set of all these $\binom{n_1-1}{\alpha_1-1} \prod_2^k \binom{n_t}{\alpha_t} \left(\sum_{i=1}^k \alpha_i\right)$ -tuples. Let $E(M) = E(M') \cup E_1$. Clearly, R_i for each $i, (1 \leq i \leq k)$ are the k losing

score lists of M .

Case 2. $r_{1n_1} < \binom{n_1 - 1}{\alpha_1 - 1} \prod_2^k \binom{n_t}{\alpha_t}$.

Applying Lemma 25.26 repeatedly on R_1 and keeping each R_i , ($2 \leq i \leq k$) fixed until we get a new non-decreasing list $R'_1 = [r'_{11}, r'_{12}, \dots, r'_{1n_1}]$ in which now

$r'_{1n_1} = \binom{n_1 - 1}{\alpha_1 - 1} \prod_2^k \binom{n_t}{\alpha_t}$. By Case 1, R'_1, R_i ($2 \leq i \leq k$) are the losing score

lists of a k -partite hypertournament. Now, apply Lemma 25.26 on R'_1, R_i ($2 \leq i \leq k$) repeatedly until we obtain the initial non-decreasing lists R_i for each i ($1 \leq i \leq k$). Then by Lemma 25.27, R_i for each i ($1 \leq i \leq k$) are the losing score lists of a k -partite hypertournament. ■

Proof of Theorem 25.25. Let $S_i = [s_{ij_i}]_{j_i=1}^{n_i}$ ($1 \leq i \leq k$) be the k score lists of a k -partite hypertournament $M(U_i, 1 \leq i \leq k)$, where $U_i = \{u_{ij_i}\}_{j_i=1}^{n_i}$ with $d_M^+(u_{ij_i}) = s_{ij_i}$, for each i , ($1 \leq i \leq k$).

Clearly,

$$d^+(u_{ij_i}) + d^-(u_{ij_i}) = \frac{\alpha_i}{n_i} \prod_1^k \binom{n_t}{\alpha_t}, \quad (1 \leq i \leq k, 1 \leq j_i \leq n_i).$$

Let $r_{i(n_i+1-j_i)} = d^-(u_{ij_i})$, ($1 \leq i \leq k, 1 \leq j_i \leq n_i$).

Then $R_i = [r_{ij_i}]_{j_i=1}^{n_i}$ ($i = 1, 2, \dots, k$) are the k losing score lists of M . Conversely, if R_i for each i ($1 \leq i \leq k$) are the losing score lists of M , then S_i for each i , ($1 \leq i \leq k$) are the score lists of M . Thus, it is enough to show that conditions (25.43) and (25.44) are equivalent provided

$$s_{ij_i} + r_{i(n_i+1-j_i)} = \left(\frac{\alpha_i}{n_i}\right) \prod_1^k \binom{n_t}{\alpha_t}, \tag{25.53}$$

for each i ($1 \leq i \leq k$ and $1 \leq j_i \leq n_i$).

First assume (25.44) holds. Then,

$$\begin{aligned}
 \sum_{i=1}^k \sum_{j_i=1}^{p_i} r_{ij_i} &= \sum_{i=1}^k \sum_{j_i=1}^{p_i} \left(\frac{\alpha_i}{n_i} \right) \left(\prod_1^k \binom{n_t}{\alpha_t} \right) - \sum_{i=1}^k \sum_{j_i=1}^{p_i} s_{i(n_i+1-j_i)} \\
 &= \sum_{i=1}^k \sum_{j_i=1}^{p_i} \left(\frac{\alpha_i}{n_i} \right) \left(\prod_1^k \binom{n_t}{\alpha_t} \right) - \left[\sum_{i=1}^k \sum_{j_i=1}^{n_i} r_{ij_i} - \sum_{i=1}^k \sum_{j_i=1}^{n_i-p_i} s_{ij_i} \right] \\
 &\geq \left[\sum_{i=1}^k \sum_{j_i=1}^{p_i} \left(\frac{\alpha_i}{n_i} \right) \left(\prod_1^k \binom{n_t}{\alpha_t} \right) \right] \\
 &\quad - \left[\left(\left(\sum_1^k \alpha_i \right) - 1 \right) \prod_1^k \binom{n_i}{\alpha_i} \right] \\
 &\quad + \sum_{i=1}^k (n_i - p_i) \left(\frac{\alpha_i}{n_i} \right) \prod_1^k \binom{n_t}{\alpha_t} \\
 &\quad + \prod_1^k \binom{n_i - (n_i - p_i)}{\alpha_i} - \prod_1^k \binom{n_i}{\alpha_i} \\
 &= \prod_1^k \binom{n_i}{\alpha_i},
 \end{aligned}$$

with equality when $p_i = n_i$ for each i ($1 \leq i \leq k$).

Thus (1) holds.

Now, when (25.43) holds, using a similar argument as above, we can show that (25.44) holds. This completes the proof. ■

25.7.2. Supertournaments

The majority of the results on hypertournaments can be extended to supertournaments.

The simplest case when all m individual tournaments have own input sequence $\mathbf{q}_i = q_{i,1}, \dots, q_{i,n_i}$, where $n_i = \binom{n}{k_i}$. Then we can apply the necessary and sufficient conditions and algorithms of the previous sections.

If all m tournaments have a join input sequence $\mathbf{q}_1, \dots, \mathbf{q}_n$, then all the previous necessary conditions remain valid.

25.8. Football tournaments

The football tournaments are special incomplete $(2, 3, n)$ -tournaments, where the set of the permitted results is $S_{\text{football}} = \{0 : 3, 1 : 1\}$.

25.8.1. Testing algorithms

In this section we describe eight properties of football sequences. These properties serve as necessary conditions for a given sequence to be a football sequence.

Definition 25.29 A *football tournament* F is a directed graph (on $n \geq 2$ vertices) in which the elements of every pair of vertices are connected either with 3 arcs directed in identical manner or with 2 arcs directed in different manner. A nondecreasingly ordered sequence of any F is called **football sequence**

The i -th vertex will be called i -th team and will be denoted by T_i . For the computations we represent a tournament with M , what is an $n \times n$ sized matrix, in which m_{ij} means the number of points received by T_i in the match against T_j . The elements m_{ii} , that is the elements in the main diagonal of M are equal to zero. Let's underline, that the permitted elements are 0, 1 or 3, so $|\mathcal{F}| = 3^{n(n-1)/2}$.

The vector of the outdegrees $d = (d_1, d_2, \dots, d_n)$ of a tournament F is called score vector. Usually we suppose that the score vector is nondecreasingly sorted. The sorted score vector is called score sequence and is denoted by $f = (f_1, \dots, f_n)$. The number of football sequences for n teams is denoted by $\phi(n)$. The values of $\phi(n)$ are known for $i = 1, \dots, 8$ [152].

In this subsection at first we describe six algorithms which require $\Theta(n)$ time in worst case, then more complicate algorithms follow.

Linear time testing algorithms In this subsection we introduce relatively simple algorithms BOUNDNESS-TEST, MONO-TONICITY-TEST, INTERVALLUM-TEST, LOSS-TEST, DRAW-LOSS-TEST, VICTORY-TEST, STRONG-TEST, and SPORT-TEST.

Testing of boundness Since every team T_i plays $n - 1$ matches and receives at least 0 and at most 3 points in each match, therefore in a football sequence it holds $0 \leq f_i \leq 3(n - 1)$ for $i = 1, 2, \dots, n$.

Definition 25.30 A sequence $q = (q_1, \dots, q_n)$ of integers will be called **n -bounded** (shortly: bounded), if and only if

$$0 \leq q_i \leq 3(n - 1) \quad \text{for } i = 1, 2, \dots, n. \quad (25.54)$$

Lemma 25.31 (Lucz, Iványi, Sótér [168]) *Every football sequence is a bounded sequence.*

Proof The lemma is a direct consequence of Definition 25.29. ■

The following algorithm executes the corresponding test. Sorting of the elements of q is not necessary. We allow negative numbers in the input since later testing

algorithm DECOMPOSITION can produce such input for BOUNDNESS-TEST.

Input. n : the number of teams ($n \geq 2$);

$q = (q_1, q_2, \dots, q_n)$: arbitrary sequence of integer numbers.

Output. W : a logical variable. Its value is TRUE, if the input vector is bounded, and FALSE otherwise.

Working variable. i : cycle variable.

```

BOUNDNESS-TEST( $n, q$ )
01 for  $i = 1$  to  $n$ 
02   if  $q_i < 0$  or  $q_i > 3(n - 1)$ 
03      $W = \text{FALSE}$ 
04   return  $W$ 
05  $W = \text{TRUE}$ 
06 return  $W$ 

```

In worst case BOUNDNESS-TEST runs $\Theta(n)$ time, in expected case runs in $\Theta(1)$ time. More precisely the algorithm executes n comparisons in worst case and asymptotically in average 2 comparisons in best case.

Testing of monotony Monotony is also a natural property of football sequences.

Definition 25.32 *A bounded sequence of nonnegative integers $q = (q_1, q_2, \dots, q_n)$ will be called n -monotone (shortly: monotone), if and only if*

$$q_1 \leq q_2 \leq \dots \leq q_n. \quad (25.55)$$

Lemma 25.33 (Lucz, Iványi, Sótér [168]) *Every football sequence is a monotone sequence.*

Proof This lemma also is a direct consequence of Definition 25.29. ■

The following algorithm executes the corresponding test. Sorting of the elements of q is not necessary.

Input. n : the number of players ($n \geq 2$);

$q = (q_1, q_2, \dots, q_n)$: a bounded sequence of length n .

Output. W : a logical variable. Its value is TRUE, if the input vector is monotone, and FALSE otherwise.

Working variable. i : cycle variable.

```

MONOTONY-TEST( $n, q$ )
01 for  $i = 1$  to  $n - 1$ 
02   if  $q_i < q_{i-1}$ 
03      $W = \text{FALSE}$ 
04   return  $W$ 
05  $W = \text{TRUE}$ 
06 return  $W$ 

```

In worst case MONOTONITY-TEST runs $\Theta(n)$ time, in expected case runs in $\Theta(1)$ time. More precisely the algorithm executes n comparisons in worst case.

The following lemma gives the numbers of bounded and monotone sequences. Let $\mathcal{B}(n)$ denote the set of n -bounded, and $\mathcal{M}(n)$ the set of n -monotone sequences, $\beta(n)$ the size of $\mathcal{B}(n)$ and $\mu(n)$ the size of $\mathcal{M}(n)$.

Lemma 25.34 *If $n \geq 1$, then*

$$\beta(n) = (3n - 2)^n \quad (25.56)$$

and

$$\mu(n) = \binom{4n - 3}{n}. \quad (25.57)$$

Proof (25.56) is implied by the fact that an n -bounded sequence contains n elements and these elements have $3n - 2$ different possible values.

To show (25.57) let $m = (m_1, m_2, \dots, m_n)$ be a monotone sequence and let $m' = (m'_1, m'_2, \dots, m'_n)$, where $m'_i = m_i + i - 1$. Then $0 \leq m'_1 < m'_2 < \dots < m'_n < 4n - 4$. The mapping $m \rightarrow m'$ is a bijection and so $\mu(n)$ equals to the number of ways of choosing n numbers from $4n - 3$, resulting (25.57). ■

Testing of the intervallum property The following definition exploits the basic idea of Landau's theorem [159].

Definition 25.35 *A monotone nonincreasing sequence $q = (q_1, q_2, \dots, q_n)$ is called **intervallum type** (shortly: *intervallum*), if and only if*

$$2 \binom{k}{2} \leq \sum_{i=1}^k q_i \leq 3 \binom{n}{2} - (n - i)q_i \quad (k = 1, 2, \dots, n). \quad (25.58)$$

Lemma 25.36 *Every football sequence is intervallum sequence.*

Proof The left inequality follows from the fact, that the teams T_1, T_2, \dots, T_k play $\binom{k}{2}$ matches and they get together at least two points in each matches.

The right inequality follows from the monotony of m and from the fact, that the teams play $\binom{n}{2}$ matches and get at most 3 points in each match. ■

The following algorithm INTERVALLUM-TEST tests whether a monotone input is intervallum type.

Input. n : the number of teams ($n \geq 2$);

$q = (q_1, q_2, \dots, q_n)$: a bounded sequence of length n .

Output. W : a logical variable. Its value is TRUE, if the input vector is intervallum type, and FALSE otherwise.

Working variables. i : cycle variable;

$B_k = \binom{n}{k}$ ($k = 0, 1, 2, \dots, n$): binomial coefficients;

$S_0 = 0$: initial value for the sum of the input data;

$S_k = \sum_{i=1}^k q_i$ ($k = 1, 2, \dots, n$): the sum of the smallest k input data.

We consider $B = (B_0, B_1, \dots, B_n)$ and $S = (S_0, S_1, \dots, S_n)$ as global variables, and therefore they are used later without new calculations. The number of n -intervallum sequences will be denoted by $\gamma(n)$.

```

INTERVALLUM-TEST( $n, q$ )
01  $B_0 = S_0 = 0$ 
02 for  $i = 1$  to  $n$ 
02    $B_i = B_{i-1} + i - 1$ 
04    $S_i = S_{i-1} + q_i$ 
05   if  $2B_i > S_i$  or  $S_i > 3B_n - (n - i)q_i$ 
06      $W = \text{FALSE}$ 
07   return  $W$ 
08  $W = \text{TRUE}$ 
09 return  $W$ 

```

In worst case INTERVALLUM-TEST runs $\Theta(n)$ time. More precisely the algorithm executes $2n$ comparisons, $2n$ additions, $2n$ extractions, n multiplications and 2 assignments in worst case. The number of the n -intervallum sequences will be denoted by $\gamma(n)$.

Testing of the loss property The following test is based on Theorem 3 of [128, page 86]. The basis idea behind the theorem is the observation that if the sum of the k smallest scores is less than $3 \binom{k}{2}$, then the teams T_1, T_2, \dots, T_k have lost at least $3 \binom{k}{2} - S_k$ points in the matches among others. Let $L_0 = 0$ and $L_k = \max(L_{k-1}, 3 \binom{n}{2} - S_k)$ ($k = 1, 2, \dots, n$).

Definition 25.37 An intervallum satisfying sequence $q = (q_1, q_2, \dots, q_n)$ is called *loss satisfying*, iff

$$\sum_{i=1}^k q_i + (n - k)q_k \leq 3B_n - L_k \quad (k = 1, 2, \dots, n). \quad (25.59)$$

Lemma 25.38 (Lucz, Iványi, Sótér [168]) A football sequence is loss satisfying.

Proof See the proof of Theorem 3 in [128]. ■

The following algorithm LOSS-TEST exploits Lemma 25.38.

Input. n : the number of teams ($n \geq 2$);

$q = (q_1, q_2, \dots, q_n)$: a bounded sequence of length n .

Output. W : a logical variable. Its value is TRUE, if the input vector is Landau type, and FALSE otherwise.

Working variables. i : cycle variable;
 $L = (L_0, L_1, \dots, L_n)$: vector of the loss coefficient;
 $S = (S_0, S_1, \dots, S_n)$: sums of the input values, global variables;
 $B = (B_0, B_1, \dots, B_n)$: binomial coefficients, global variables.

```

LOSS-TEST( $n, q$ )
01  $L_0 = 0$ 
02 for  $i = 1$  to  $n$ 
03    $L_i = \max(L_{i-1}, 3B_i - S_i)$ 
04   if  $S_i + (n - i)q_i > 3B_n - L_i$ 
05      $W = \text{FALSE}$ 
06   return  $W$ 
07  $W = \text{TRUE}$ 
08 return  $W$ 

```

In worst case LOSS-TEST runs in $\Theta(n)$ time, in best case in $\Theta(1)$ time. We remark that $L = (L_0, L_1, \dots, L_n)$ is in the following a global variable. The number of loss satisfying sequences will be denoted by $\lambda(n)$.

Testing of the draw-loss property In the previous subsection LOSS-TEST exploited the fact, that small scores signalize draws, allowing the improvement of the upper bound $3B_n$ of the sum of the scores.

Let us consider the loss sequence $(1, 2)$. T_1 made a draw, therefore one point is lost and so $S_2 \leq 2B_2 - 1 = 1$ must hold implying that the sequence $(1, 2)$ is not a football sequence. This example is exploited in the following definition and lemma. Let

$$L'(0) = 0 \quad \text{and} \quad L'_k = \max \left(L'_{i-1}, 3B_k - S_k, \left\lceil \frac{\sum_{i=1}^k (q_i - 3\lfloor q_i/3 \rfloor)}{2} \right\rceil \right). \quad (25.60)$$

Definition 25.39 A loss satisfying sequence $q = (q_1, q_2, \dots, q_n)$ is called **draw loss satisfying**, if and only if

$$\sum_{i=1}^k q_k + (n - k)q_k \leq 3B_n - L'_k \quad (k = 1, 2, \dots, n). \quad (25.61)$$

Lemma 25.40 (Lucz, Iványi, Sótér [168]) A football sequence is draw loss satisfying.

Proof The assertion follows from the fact that small scores and remainders (mod 3) of the scores both signalize lost points and so decrease the upper bound $3B_n$. ■

The following algorithm DRAW-LOSS-TEST exploits Lemma 25.38.
Input. n : the number of teams ($n \geq 2$);

$q = (q_1, q_2, \dots, q_n)$: a loss satisfying sequence of length n .

Output. W : a logical variable. Its value is TRUE, if the input vector is Landau type, and FALSE otherwise.

Working variables. i : cycle variable;

L, S : global variables;

$L' = (L'_0, L'_1, \dots, L'_n)$: modified loss coefficients.

DRAW-LOSS-TEST(n, q)

01 $L'_0 = 0$

02 **for** $i = 1$ **to** n

03 $L'_i = \max(L_i, \left\lceil \frac{\sum_{i=1}^k (q_i - 3 \lfloor q_i/3 \rfloor)}{2} \right\rceil$

04 **if** $S_i + (n - i)q_i > 3B_n - L'_i$

05 $W = \text{FALSE}$

06 **return** W

07 $W = \text{TRUE}$

08 **return** W

In worst case DRAW-LOSS-TEST runs in $\Theta(n)$ time, in best case in $\Theta(1)$ time.

We remark that L' is in the following a global variable.

The number of draw loss satisfying sequences will be denoted by $\delta(n)$.

Testing of the victory property In any football tournament $S_n - 2 \binom{n}{2}$ matches end with victory and $3 \binom{n}{2} - S_n$ end with draw.

Definition 25.41 A loss satisfying (shortly: loss) sequence $q = (q_1, q_2, \dots, q_n)$ is called **victory satisfying**, iff

$$\sum_{i=1}^n \left\lfloor \frac{q_i}{3} \right\rfloor \geq S_n - 2 \binom{n}{2} \quad (k = 1, 2, \dots, n). \quad (25.62)$$

Lemma 25.42 (Lucz, Iványi, Sótér [168]) A football sequence is victory satisfying.

Proof Team T_i could win at most $\lfloor q_i/3 \rfloor$ times. The left side of (25.62) is an upper bound for the number of possible wins, therefore it has to be greater or equal than the exact number of wins in the tournament. ■

The following algorithm VICTORY-TEST exploits Lemma 25.42.

Input. n : the number of teams ($n \geq 2$);

$q = (q_1, q_2, \dots, q_n)$: a loss sequence of length n .

Output. W : a logical variable. Its value is TRUE, if the input vector is Landau type, and FALSE otherwise.

Working variables. i : cycle variable;

$V = (V_0, V_1, V_2, \dots, V_n)$: where V_i is an upper estimation of the number of possible wins of T_1, T_2, \dots, T_i .

S_n, B_n : global variables.

```

VICTORY-TEST( $n, q, W$ )
01  $V_0 = 0$ 
02 for  $i = 1$  to  $n$ 
03    $V_i = V_{i-1} + \lfloor q_i/3 \rfloor$ 
04 if  $V_n < S_n - 2B_n$ 
05    $W = \text{FALSE}$ 
06   return  $W$ 
07  $W = \text{TRUE}$ 
08 return  $W$ 

```

VICTORY-TEST runs in $\Theta(n)$ time in all cases. The number of the victory satisfying sequences is denoted by $\nu(n)$.

VICTORY-TEST is successful e.g. for the input sequence $(1, 2)$, but until now we could not find such draw loss sequence, which is not victory sequence. The opposite assertion is also true. Maybe that the sets of victory and draw loss sequences are equivalent?

Testing of the strong draw-loss property In paragraph "Testing of the draw-loss property" we estimated the loss caused by the draws in a simple way: supposed that every draw implies half point of loss. Especially for short sequences is useful a more precise estimation.

Let us consider the sequence $(2, 3, 3, 7)$. The sum of the remainders (mod 3) is $2 + 1 = 3$, but we have to convert to draws at least three "packs" (3 points), if we wish to pair the necessary draws, and so at least six points are lost, permitting at most $S_n = 12$.

Exploiting this observation we can sharpen a bit Lemma 25.40. There are the following useful cases:

1. one small remainder (1 point) implies the loss of $(1 + 5 \times 3)/2 = 8$ points;
2. one large remainder (2 points) implies the loss of $(2 + 4 \times 3)/2 = 5$ points;
3. one small and one large remainder imply the loss of $(1 + 2 + 3 \times 3)/2 = 6$ points;
4. two large remainders imply the loss of $(2 + 2 + 2 \times 3)/2 = 5$ points;
5. one small and two large remainders imply the loss of $(2 + 2 + 1 + 3)/2 = 4$ points.

According to this remarks let m_1 resp. m_2 denote the multiplicity of the equality $q_k = 1 \pmod{3}$ resp. $q_k = 2 \pmod{3}$.

Definition 25.43 A victory satisfying sequence $q = (q_1, q_2, \dots, q_n)$ is called *strong*, iff

$$\sum_{i=1}^k q_k + (n - k)q_k \leq 3B_n - L''_k \quad (k = 1, 2, \dots, n). \quad (25.63)$$

Lemma 25.44 (Lucz, Iványi, Sótér [168]) *Every football sequence is strong.*

Proof The assertion follows from the fact that any point matrix of a football tournament order the draws into pairs. ■

The following algorithm STRONG-TEST exploits Lemma 25.8.1.

Input. n : the number of teams ($n \geq 2$);

$q = (q_1, q_2, \dots, q_n)$: a loss satisfying sequence of length n

Output. W : a logical variable. Its value is TRUE, if the input vector is Landau type, and FALSE otherwise.

Working variables. i : cycle variable;

$L' = (L'_0, L'_1, \dots, L'_n)$: modified loss coefficients, global variables;

S_n : sum of the elements of the sequence q , global variable;

$L'' = (L''_0, L''_1, \dots, L''_n)$: strongly modified loss coefficients.

```

STRONG-TEST( $n, q$ )
01  $m_1 = m_2 = 0$ 
02 for  $i = 1$  to  $n$ 
03   if  $q_i == 1 \pmod{3}$ 
04      $m_1 = m_1 + 1$ 
05   if  $q_i == 2 \pmod{3}$ 
06      $m_2 = m_2 + 1$ 
07  $L'' = L'$ 
08 if  $m_1 == 1$  and  $m_2 = 0$ 
09    $L'' = \max(L', 8)$ 
10 if  $m_1 == 0$  and  $m_2 = 1$ 
11    $L'' = \max(L', 5)$ 
12 if  $m_1 == 1$  and  $m_2 = 1$ 
13    $L'' = \max(L', 6)$ 
14 if  $m_1 == 0$  and  $m_2 = 2$ 
15    $L'' = \max(L', 5)$ 
16 if  $m_1 == 1$  and  $m_2 = 2$ 
17    $L'' = \max(L', 4)$ 
18 if  $S_n < 3B_n - L''$ 
19    $W = \text{FALSE}$ 
20 return
21  $W = \text{TRUE}$ 
22 return  $W$ 

```

STRONG-TEST runs in all cases in $\Theta(n)$ time.

We remark that L'' is in the following a global variable.

The number of strong sequences will be denoted by $\tau(n)$.

Testing of the sport property One of the typical form to represent a football tournament is its point matrix as it was shown in Figure 25.3.

Definition 25.45 A victory satisfying sequence $q = (q_1, \dots, q_n)$ is called **sport sequence** if it can be transformed into a sport matrix.

Lemma 25.46 (Lucz, Iványi, Sótér [168]) *Every football sequence is a sport sequence.*

Proof This assertion is a consequence of the definition of the football sequences. ■

If a loss sequence q can be realized as a sport matrix, then the following algorithm SPORT-TEST constructs one of the sport matrices belonging to q .

If the team T_i has q_i points, then it has at least $d_i = q_i \pmod{3}$ draws, $v_i = \max(0, q_i - n + 1)$ wins and $l_i = \max(0, n - 1 - q_i)$ losses. These results are called **obligatory wins, draws**, resp. **losses**. SPORT-TEST starts its work with the computation of v_i , d_i and l_i . Then it tries to distribute the remaining draws.

Input. n : the number of players ($n \geq 2$);

$q = (q_1, q_2, \dots, q_n)$: a victory satisfying sequence of length n .

Output. W : a logical variable. Its value is TRUE, if the input sequence is sport sequence, and FALSE otherwise;

Working variables. i : cycle variable;

v , d , l : columns of the sport matrix;

V , D , L : sum of the numbers of obligatory wins, draws, resp. losses;

B_n , S_n : global variables;

$S_n = \sum_{i=1}^n q_i$: the sum of the elements of the input sequence;

VF , DF , LF : the exact number of wins, draws, resp. losses.

SPORT-TEST(n, q)

01 $V = D = L = 0$

02 **for** $i = 1$ **to** n

03 $v_i = \max(0, q_i - n + 1)$

04 $V = V + v_i$

05 $d_i = q_i \pmod{3}$

06 $D = D + d_i$

07 $l_i = \max(0, n - 1 - q_i)$

08 $L = L + l_i$

09 $DF = 3B_n - S_n$

10 **if** $D > DF$ or $2DF - D \neq 0 \pmod{3}$

11 $W = \text{FALSE}$

12 **return** W

13 $VF = S_n - 2B_n$

14 $LF = VF$

15 **for** $i = 1$ **to** n

16 **while** $DF > 0$ or $VF > 0$ or $LF > 0$

17 $x = \min(\frac{q_i - d_i - 3v_i}{3}, \lfloor \frac{3(n-1) - q_i - d_i}{6} \rfloor)$

18 $d_i = d_i + 3x$

19 $DF = DF - 3x$

20 $v_i = \frac{q_i - d_i}{3}$

21 $VF = VF - v_i$

22 $l_i = n - 1 - d_i - v_i$

23 $LF = LF - l_i$

```

25         if  $l_i \neq v_i$ 
26              $W = \text{FALSE}$ 
27         return  $W$ 
28         if  $DF \neq 0$  or  $VF \neq 0$  or  $LF \neq 0$ 
29              $W = \text{FALSE}$ 
30         return
28  $W = \text{TRUE}$ 
29 return  $W$ 

```

SPORT-TEST runs in $\Theta(n)$ time in all cases. The number of the sport sequences is denoted by $\sigma(n)$

Concrete examples Let us consider short input sequences illustrating the power of the linear testing algorithms.

If $n = 2$, then according to Lemma 25.34 we have $\beta(2) = 4^4 = 16$ and $\mu(2) = \binom{5}{2} = 10$. The monotone sequences are $(0, 0)$, $(0, 1)$, $(0, 2)$, $(0, 3)$, $(1, 1)$, $(1, 2)$, $(1, 3)$, $(2, 2)$, $(2, 3)$, $(3, 3)$. Among the monotone sequences there are 4 interval sequences: $(0, 2)$, $(0, 3)$, $(1, 1)$, and $(1, 2)$, so $\gamma(2) = 4$. LOSS-TEST does not help, therefore $\lambda(2) = 4$. VICTORY-TEST excludes $(1, 2)$, so $v(2) = 3$. Finally SPORT-TEST can not construct a sport matrix for $(0, 2)$ and so it concludes $\sigma(2) = 2$. After further unsuccessful tests FOOTBALL reconstructs $(0 : 3)$ and $(1, 1)$, proving $\varphi(2) = 2$.

If $n = 3$, then according to Lemma 25.34 we have $\beta(3) = 7^3 = 343$ and $\mu(3) = \binom{9}{3} = 84$. Among the 84 monotone sequence there are 27 interval sequences, and these sequences at the same time have also the loss property, so $\gamma(3) = \lambda(3) = 27$. These sequences are the following: $(0, 2, 4)$, $(0, 2, 5)$, $(0, 2, 6)$, $(0, 3, 3)$, $(0, 3, 4)$, $(0, 3, 5)$, $(0, 3, 6)$, $(0, 4, 4)$, $(0, 4, 5)$, $(1, 1, 4)$, $(1, 1, 5)$, $(1, 1, 6)$, $(1, 2, 3)$, $(1, 2, 4)$, $(1, 2, 5)$, $(1, 2, 6)$, $(1, 3, 3)$, $(1, 3, 4)$, $(1, 3, 5)$, $(1, 4, 4)$, $(2, 2, 2)$, $(2, 2, 3)$, $(2, 2, 4)$, $(2, 2, 5)$, $(2, 3, 3)$, $(2, 3, 4)$ and $(3, 3, 3)$. From these sequences only $(0, 3, 6)$, $(0, 4, 4)$, $(1, 1, 6)$, $(1, 2, 4)$, $(1, 3, 4)$, $(2, 2, 2)$, $(3, 3, 3)$ are paired sport sequences, so $\pi(3) = 7$. The following tests are unsuccessful, but FOOTBALL reconstructs the remained seven sequences, therefore $\varphi(3) = 7$.

If $n = 4$, then according to Lemma 25.34 we have $\beta(4) = 10^4 = 10\,000$ and $\mu(4) = \binom{13}{4} = 715$. The number of paired sport sequences is $\pi(4) = 40$. We now that $\varphi(4) = 40$, so our linear algorithms evaluate the input sequences correctly up to $n = 4$.

If $n \geq 5$, then $\varphi(5) = 355$, but our approximating algorithms end with $\pi(5) = 360$, that is the quality of 5 sequences remains open.

25.8.2. Polynomial testing algorithms of the draw sequences

Earlier we used a greedy approach to check whether the necessary number of draws is allocatable.

Definition 25.47 A sequence $1 \leq d_1 \leq d_2 \leq \dots \leq d_n \leq n - 1$ is called **potential n -draw sequence**. The number of potential n -draw sequences is denoted by $\pi(n)$.

Lemma 25.48 (Iványi, Lucz, Sótér [131]) *If $n \geq 1$, then $\pi(n) = \binom{2n-2}{n}$.*

Proof The proof is similar to the proof of Lemma 25.34. ■

Let us suppose we get a potential draw sequence. In this subsection we describe the testing algorithms QUICK-HAVEL-HAKIMI and LINEAR-ERDŐS-GALLAI.

Quick Havel-Hakimi algorithm Algorithm QUICK-HAVEL-HAKIMI-TEST is based on the following classical theorem [100, 109, 166].

Theorem 25.49 (Havel [109], Hakimi [100]). *If $n \geq 3$, then a nonincreasing sequence $q = (q_1, \dots, q_n)$ of positive integers is the outdegree sequence of a simple graph G if and only if $q' = (q_2 - 1, q_3 - 1, \dots, q_{q_1} - 1, q_{q_1+1} - 1, q_{q_1+2}, \dots, q_{d_n})$ is the outdegree sequence of some simple graph G' .*

Proof See [100, 109]. ■

If G is for example a complete simple graph, then it contains $\Theta(n^2)$ edges and the direct application of Havel-Hakimi theorem requires $\Theta(n^2)$ time. We make an attempt to decide in linear time the pairability of a sequence of positive integers.

The first simple observation is the necessity of the condition $d_i \leq n - 1$ for all $i = 1, 2, \dots, n$. We have not to test this property since all our draw allocation algorithms guarantee its fulfilment. Another interesting condition is

Lemma 25.50 (Iványi, Lucz, Sótér [131]) *If a nonincreasing sequence $d = (d_1, \dots, d_n)$ of positive integers is the outdegree sequence of a simple graph G , then*

$$\sum_{i=1}^n d_i \text{ is even.} \quad (25.64)$$

and

$$\sum_{i=1}^k d_i - \min \left(2 \binom{k}{2}, \sum_{i=1}^k d_i \right) \leq \sum_{i=k+1}^n d_i \quad (k = 1, 2, \dots, n). \quad (25.65)$$

Proof The draw request of the teams T_1, T_2, \dots, T_k must be covered by inner and outer draws. The first sum on the right side gives the exact number of usable outer draws, while the sum of the right side gives the exact number of the reachable inner draws. The minimum on the left side represent an upper bound of the possible inner draws. ■

If we substitute this upper bound with the precise value, then our formula becomes a sufficient condition, but the computation of this value by Havel-Hakimi theorem is dangerous for the linearity of the method.

Let's take a few example. If $n = 2$, then we have only one potential draw-sequence, which is accepted by Havel-Hakimi algorithm and satisfies (25.64) and (25.65).

If $n = 3$, then there are $\binom{4}{3} = 4$ potential draw sequence: (2,2,2), (2,2,1), (2,1,1) and (1,1,1). From these sequences Havel-Hakimi algorithm and the conditions of Lemma 25.48 both accept only (2,2,2) and (1,1,1).

If $n = 4$, then there are $\binom{6}{4} = 15$ potential draw sequences. Havel-Hakimi algorithm and the conditions of Lemma 25.48 both accept the following 7: (3,3,3,3), (3,3,2,2), (3,2,2,1), (3,1,1,1), (2,2,2,2), (2,2,1,1), and (1,1,1,1).

If $n = 5$, then there are $\binom{8}{5} = 56$ potential draw sequences. The methods are here also equivalent.

From one side we try to find an example for different decisions or try to find an exact proof of the equivalence of these algorithms.

Linear Erdős-Gallai algorithm For given nondecreasing sequence $q = (q_1, \dots, q_n)$ of nonnegative integers the first i elements of the sequence is called the *head* of the sequence and last $n - i$ elements are called *the tail* belonging to the i th element of the sequence. The sum of the elements of the head is denoted by H_i , while the sum of the element of the tail is denoted by T_i . The sum $\sum_{k=i+1}^n \min(i, b_k)$ is denoted by C_i and is called the capacity of the tail belonging to q_i . If H_n is even, then \mathbf{q} is called *even*, otherwise the sequence is called *odd sequence*.

Another classical theorem on the testing of the potential draw sequences whether they are graphical is the theorem proved by Erdős and Gallai in 1960 [71].

Theorem 25.51 (Erdős, Gallai, [71]) *If $n \geq 1$, the n -regular sequence (q_1, \dots, q_n) is graphical if and only if*

$$H_n \text{ is even} \tag{25.66}$$

and

$$H_i - i(i - 1) \leq C_i \quad (i = 1, \dots, n - 1). \tag{25.67}$$

Proof See [52, 71, 251, 272]. ■

Recently we could improve this theorem [131]. The algorithm ERDŐS-GALLAI-LINEAR exploits, that q is monoton. It determines the C_i capacities in constant time. The base of the quick computation is thesequence $m(q)$ containing pointers.

For given sequence q let $m(q) = (m_1, \dots, m_{n-1})$, where m_i points to the element of q_k having the maximal index among such elements of q which are greater or equal with i .

Theorem 25.52 (Iványi, Lucz, Sótér [131]) *If $n \geq 1$, the n -regular sequence (q_1, \dots, q_n) is graphical if and only if*

$$H_n \text{ is even} \tag{25.68}$$

and if $i > m_i$, then

$$H_i \leq i(i - 1) + H_n - H_i, \tag{25.69}$$

further if $i \leq m_i$, then

$$H_i \leq i(i-1) + i(m_i - i) + H_n - H_{m_i}, \quad (25.70)$$

Proof (25.68) is the same as (25.66).

During the testing of the elements of q by ERDŐS-GALLAI-LINEAR there are two cases:

- if $i > m_i$, then the contribution of the tail of q equals to $H_n - H_i$, since the contribution C_k of the element q_k is only q_k .
- if $i \leq m_1$, then the contribution of the tail of q consists of two parts: C_{i+1}, \dots, C_{m_i} equal to i , while $C_j = b_j$ for $j = m_i + 1, \dots, n$.

Therefore in the case $n - 1 \geq i > m_i$ we have

$$C_i = i(i-1) + H_n - H_i, \quad (25.71)$$

and in the case $1 \leq i \leq m_i$

$$C_i = i(i-1) + i(m_i - i) + H_n - H_{m_i}. \quad (25.72)$$

■

The following program is based on Theorem ???. It decides on arbitrary n -regular sequence whether it is graphical or not.

Input. n : number of vertices ($n \geq 1$);

$q = (q_1, \dots, q_n)$: n -regular sequence.

Output. L : logical variable, whose value is TRUE, if the input is graphical, and it is FALSE, if the input is not graphical.

Work variables. i and j : cycle variables;

$H = (H_1, \dots, H_n)$: H_i is the sum of the first i elements of the tested q ;

$m = (m_1, \dots, m_{n-1})$: m_i is the maximum of the indices of such elements of q , which are not smaller than i ; $H_0 = 0$: help variable to compute of the other elements of the sequence H ;

$q_0 = n - 1$: help variable to compute the elements of the sequence m .

LINEAR-ERDŐS-GALLAI(n, b)

01 $H_0 = 0$

▷ Line 01: initialization

02 **for** $i = 1$ **to** n

▷ Lines 02–03: computation of the elements of H

03 $H_i = H_{i-1} + q_i$

04 **if** H_n odd

▷ Lines 04–06: test of the parity

05 $L = \text{FALSE}$

06 **return**

07 $q_0 = n - 1$

▷ Line 07: initialization of b_0

08 **for** $j = n$ **downto** $q_1 + 1$

▷ Lines 08–09: setting of some pointers

09 $m_j = 0$

```

10 for  $i = 1$  to  $n$                                 ▷ Lines 10–16: calculation of the pointers
11   if  $q_i < q_{i-1}$ 
12     for  $j = q_{i-1}$  downto  $q_i + 1$ 
15        $m_j = i - 1$ 
16    $m_{q_i} = i$ 
17 for  $j = q_n - 1$  downto 1                        ▷ Lines 17–18: setting of some pointers
18    $m_j = n - 1$ 
19 for  $i = 1$  to  $n - 1$                               ▷ Lines 19–25: test of  $q$ 
20   if  $i > m_i$  and  $H_i > i(i - 1) + H_n - H_i$ 
21      $L = \text{FALSE}$ 
22   return  $L$ 
23   if  $i \leq m_i$  and  $H_i > i(i - 1) + H_n - H_i$ 
24      $L = \text{FALSE}$ 
25   return  $L$ 
26  $L = \text{TRUE}$                                     ▷ Lines 26–27: the program ends with TRUE value
27   return  $L$ 

```

Theorem 25.53 (Iványi, Lucz [130], Iványi, Lucz, Sótér [131]) *Algorithm LINEAR-ERDŐS-GALLAI decides in $O(n)$ time, whether an n -regular sequence $q = (q_1, \dots, q_n)$ is graphical or not.*

Proof Line 1 requires $O(1)$ time, lines 2–3 $O(n)$ time, lines 4–6 $O(1)$ time, line 07 $O(1)$ time, line 08–09 $O(1)$ time, lines 10–18 $O(n)$ time, lines 19–25 $O(n)$ time and lines 26–27 $O(1)$ time, therefore the total time requirement of the algorithm is $O(n)$. ■

Until now the number of good sequences was known only for $n = 1, 2, \dots, 23$, see *Online Encyclopedia of Integer Sequences* [254]. Using the new and quick algorithms we determined $\gamma(n)$ for $n = 24, 25, \dots, 28$ too [130, 131, 132]. Figure 25.6 contains the number of good sequences $\gamma(n)$ for $n = 1, \dots, 28$, and also $\gamma(n+1)/\gamma(n)$ for $n = 1, \dots, 27$.

Testing of the pairing sport property at cautious allocation of the draws

SPORT-TEST investigated, whether the scores allow to include $S_n - 2 \binom{n}{2}$ draws into the sport matrix.

Let us consider the sport sequence $(2, 3, 3, 9)$. In a unique way we get the sport matrix

Here T_4 has no partners to make two draws, therefore q is not a football sequence. Using the Havel-Hakimi algorithm [100, 109, 166] we can try to pair the draws of any sport matrix. If we received the sport matrix in a unique way, and Havel-Hakimi algorithms can not pair the draws, then the investigated sequence is not a football sequence.

Now consider the football sequence $f = (6^6, 9, 21, 24, 27, \dots, 54, 57, 57, 69^7)$, which is the result of a tournament of 7 weak, 14 medium and 7 strong teams. the weak player play draws among themselves and loss against the medium and

n	$\beta(n)$	$\varphi(n)$	$\gamma(n)$	$\gamma(n+1)/\gamma(n)$
1	1	0	1	2.000000
2	2	2	2	2.000000
3	4	4	4	2.750000
4	4	11	11	2.818182
5	31	31	31	3.290323
6	103	102	102	3.352941
7	349	344	342	3.546784
8	1256	1230	1213	3.595218
9	4577	4468	4361	3.672552
10	17040	16582	16016	3.705544
11	63944	62070	59348	3.742620
12	242218	234596	222117	3.765200
13	922369	891852	836315	3.786674
14	3530534	3409109	3166852	3.802710
15	13563764	13082900	12042620	3.817067
16	52283429	50380684	45967479	3.828918
17	202075949	194550002	176005709	3.839418
18	782879161	753107537	675759564	3.848517
19	3039168331	2921395019	2600672458	3.856630
20	11819351967	11353359464	10029832754	3.863844
21	???	???	38753710486	3.870343
22	???	???	149990133774	3.876212
23	???	???	581393603996	3.881553
24	???	???	2256710139346	3.886431
25	???	??	8770547818956	3.890907
26	???	???	34125389919850	3.895031
27	???	???	132919443189544	3.897978
28	???	???	518232001761434	???

Figure 25.6 Number of Binomial, fejfelező és good sequences, further the ratio of the numbers of good sequences for neighbouring values of n .

Team	Wins	Draws	Losses	Points
T_1	3	0	0	9
T_2	1	0	2	3
T_3	1	0	2	3
T_4	0	2	1	2

25.1. Table Sport table belonging to the sequence $q = (2, 3, 3, 9)$

strong teams. The medium teams form a transitive subtournament and loss against the strong teams. The strong teams play draws among themselves. We perturbate this simple structure: one of the weak teams wins against the best medium team

instead of to lost the match. There are 42 draws in the tournament, therefore the sum of the v_i multiplicities of the sport matrix has to be 84. A uniform distribution results $v_i = 3$ for all i determining the sport matrix in a unique way.

Let us consider the matches in the subtournament of T_1, T_2, \dots, T_7 . This subtournament consists of 21 matches, from which at most $\lfloor \frac{7 \cdot 3}{2} \rfloor = 10$ can end with draw, therefore at least 11 matches have a winner, resulting at least $2 \cdot 10 + 3 \cdot 11 = 53$ inner points. But the seven teams have only $6 \times 6 + 9 = 45$ points signaling that that the given sport matrix is not a football matrix.

In this case the concept of inner draws offers a solution. Since $f_1 + f_2 + \dots + f_6 = 36$ and $3 \binom{6}{2} = 45$, the teams T_1, T_2, \dots, T_6 made at least 9 draws among themselves. "Cautious" distribution results a draw sequence (3^6) , which can be paired easily. Then we can observe that $f_1 + f_2 + \dots + f_6 + f_7 = 45$, while $3 \cdot \binom{7}{2} = 63$, so the teams T_1, T_2, \dots, T_7 have to made at least 18 draws. Cautious distribution results a draw sequence $(6^5, 3, 3)$. Havel-Hakimi algorithm finishes the pairing with the draw sequence $(2, 2)$, so 2 draws remain unpaired. If we assign a further draw pack to this subtournament, then the uniform distribution results the draw sequence $(6^6, 3)$ consisting of 13 draw packs instead of 12. Since $3 \cdot 13 = 39$ is an odd number, this draw sequence is unpairable—the subtournament needs at least one outer draw. ???

25.9. Reconstruction of the tested sequences

The reconstruction begins with the study of the inner draws. Let us consider the following sequence of length 28: $q = (6^6, 9, 21, 24, 27, 30, \dots, 54, 57, 57, 69^7)$. This is the score sequence of a tournament, consisting of seven weak, 14 medium and 7 strong teams. The weak teams play only draws among themselves, the medium teams win against the weak teams and form a transitive subtournament among themselves, the strong teams win against the weak and medium teams and play only draws among themselves. Here a good management of obligatory draws is necessary for the successful reconstruction.

In general the testing of the realizabilty of the draw sequence of a sport matrix is equivalent with the problem to decide on a given sequence d of nonnegative integers whether there exists a simple nondirected graph whose degree sequence is d .

Let us consider the following example: $q = (6^4, 12, 15, 18, 21, 24, 27, 30^5, 33)$. This is the score sequence of a tournament of 4 "week", 8 "medium" and 4 "strong" teams. The week teams and also the strong teams play only draws among themselves. The medium teams win against the weak ones and the strong teams win against the medium ones. T_{25} wins again T_1 , T_{26} wins against T_2 , T_{27} wins against T_3 , and T_{28} wins against T_4 , and the remaining matches among weak and strong teams end with draw.

In this case the 16 teams play 120 matches, therefore the sum of the scores has to be between 240 and 360. In the given case the sum is 336, therefore the point matrix has to contain 96 wins and 24 draws. So at uniform distribution of draws every team gets exactly one draw pack.

How to reconstruct this sequence? At a uniform distribution of the draw packs

we have to guarantee the draws among the weak teams. The original results imply nonuniform distribution of the draws but it seems not an easy task to find a quick and successful method for a nonuniform distribution.

Exercises

25.9-1 How many monoton sequence is possible in a football tournament with 5 teams?

25.9-2 How many sportmatrix is possible in a football tournament with 5 teams?

Problems

25-1 Football score sequences

Design a program generating all football sequences of length 6. Implement your program.

25-2 Draw sequences

Design a program which generates all draw sequences of a tournament with n teams.

Chapter Notes

A nondecreasing sequence of nonnegative integers $q = (q_1, \dots, q_n)$ is a score sequence of a $(1, 1, 1)$ -tournament, if and only if the sum of the elements of q equals to B_n and the sum of the first i ($i = 1, 2, \dots, n - 1$) elements of q is at least B_i [159].

q is a score sequence of a (k, k, n) -tournament, iff the sum of the elements of q equals to kB_n , and the sum of the first i elements of D is at least kB_i [142, 183].

q is a score sequence of an (a, b, n) -tournament, if and only if (25.17) holds [128].

In all 3 cases the decision whether D is digraphical requires only linear time.

In this paper the results of [128] are extended proving that for any D there exists an optimal minimax realization T , that is a tournament having D as its outdegree sequence and maximal G and minimal F in the set of all realization of D .

There are further papers on imbalances in different graphs [141, 187, 213, 214, 211, 244].

Many efforts was made to enumerate the different types of degree and score sequences and connected with them sequences, e.g. by Ascher [11], Barnes and Savage [18, 19], Hirschhorn and Sellers [112], Iványi, Lucz and Sótér [132, 131], Metropolis [176], Rødseth, Sellers and Tverberg [239], Simion [252], Sloane and Plouffe [253, 254, 257, 256, 255].

You can find many references in [128, 129, 131].

Acknowledgement. The author thanks András Frank (Eötvös Loránd University) for valuable advices concerning the application of flow theory, further Péter L. Erdős (Alfréd Rényi Institute of Mathematics of HAS) and Zoltán Kása (Sapientia Hungarian University of Transylvania) for the consultation.

The research of the first author was supported by the European Union and the

European Social Fund under the grant agreement no. TÁMOP 4.2.1/B-09/1/KMR-2010-0003.

26. Complexity of Words

The complexity of words is a continuously growing field of the combinatorics of words. Hundreds of papers are devoted to different kind of complexities. We try to present in this chapter far from being exhaustive the basic notions and results for finite and infinite words.

First of all we summarize the simple (classical) complexity measures, giving formulas and algorithms for several cases. After this, generalized complexities are treated, with different type of algorithms. We finish this chapter by presenting the palindrome complexity.

Finally, references from a rich bibliography are given.

26.1. Simple complexity measures

In this section simple (classical) complexities, as measures of the diversity of the subwords in finite and infinite words, are discussed. First, we present some useful notions related to the finite and infinite words with examples. Word graphs, which play an important role in understanding and obtaining the complexity, are presented in detail with pertinent examples. After this, the subword complexity (as number of subwords), with related notions, is expansively presented.

26.1.1. Finite words

Let A be a finite, nonempty set, called *alphabet*. Its elements are called *letters* or *symbols*. A string $a_1a_2 \dots a_n$, formed by (not necessary different) elements of A , is a *word*. The length of the word $u = a_1a_2 \dots a_n$ is n , and is denoted by $|u|$. The word without any element is the empty word, denoted by ε (sometimes λ). The set of all finite words over A is denoted by A^* . We will use the following notations too:

$$A^+ = A^* \setminus \{\varepsilon\}, \quad A^n = \left\{ u \in A^* \mid |u| = n \right\} = \left\{ a_1a_2 \dots a_n \mid a_i \in A \right\},$$

that is A^+ is the set of all finite and nonempty words over A , whilst A^n is the set of all words of length n over A . Obviously $A^0 = \{\varepsilon\}$. The sets A^* and A^+ are infinite

denumerable sets.

We define in A^* the binary operation called **concatenation** (shortly **catenation**). If $u = a_1a_2 \dots a_n$ and $v = b_1b_2 \dots b_m$, then

$$w = uv = a_1a_2 \dots a_nb_1b_2 \dots b_m, \quad |w| = |u| + |v|.$$

This binary operation is associative, but not commutative. Its neutral element is ε because $\varepsilon u = u\varepsilon = u$. The set A^* with this neutral element is a monoid. We introduce recursively the **power of a word**:

- $u^0 = \varepsilon$
- $u^n = u^{n-1}u$, if $n \geq 1$.

A word is **primitive** if it is no power of any word, so u is primitive if

$$u = v^n, v \neq \varepsilon \Rightarrow n = 1.$$

For example, $u = abcab$ is a primitive word, whilst $v = abcabc = (abc)^2$ is not.

The word $u = a_1a_2 \dots a_n$ is **periodic** if there is a value p , $1 \leq p < n$ such that

$$a_i = a_{i+p}, \text{ for all } i = 1, 2, \dots, n - p,$$

and p is the period of u . The least such p is the **least period** of u .

The word $u = abcabca$ is periodic with the least period $p = 3$.

Let us denote by (a, b) the greatest common divisor of the naturals a and b . The following result is obvious.

Theorem 26.1 *If u is periodic, and p and q are periods, then (p, q) is a period too.*

The **reversal** (or **mirror image**) of the word $u = a_1a_2 \dots a_n$ is $u^R = a_n a_{n-1} \dots a_1$. Obviously $(u^R)^R = u$. If $u = u^R$, then u is a **palindrome**.

The word u is a **subword** (or **factor**) of v if there exist the words p and q such that $v = puq$. If $pq \neq \varepsilon$, then u is a proper subword of v . If $p = \varepsilon$, then u is a **prefix** of v , and if $q = \varepsilon$, then u is a **suffix** of v . The set of all subwords of length n of u is denoted by $F_n(u)$. $F(u)$ is the set of nonempty subwords of u , so

$$F(u) = \bigcup_{n=1}^{|u|} F_n(u).$$

For example, if $u = abaab$, then

$$F_1(u) = \{a, b\}, F_2(u) = \{ab, ba, aa\}, F_3(u) = \{aba, baa, aab\}, \\ F_4(u) = \{abaa, baab\}, F_5(u) = \{abaab\}.$$

The words $u = a_1a_2 \dots a_m$ and $v = b_1b_2 \dots b_n$ are equal, if

- $m = n$ and
- $a_i = b_i$, for $i = 1, 2, \dots, n$.

Theorem 26.2 (Fine–Wilf). *If u and v are words of length n , respective m , and if there are the natural numbers p and q , such that u^p and v^q have a common prefix of length $n + m - (n, m)$, then u and v are powers of the same word.*

The value $n + m - (n, m)$ in the theorem is tight. This can be illustrated by the following example. Here the words u and v have a common prefix of length $n + m - (n, m) - 1$, but u and v are not powers of the same word.

$$\begin{aligned} u &= abaab, & m &= |u| = 5, & u^2 &= abaababaab, \\ v &= aba, & n &= |v| = 3, & v^3 &= abaabaaba. \end{aligned}$$

By the theorem a common prefix of length 7 would ensure that u and v are powers of the same word. We can see that u^2 and v^3 have a common prefix of length 6 ($abaaba$), but u and v are not powers of the same word, so the length of the common prefix given by the theorem is tight.

26.1.2. Infinite words

Beside the finite words we consider *infinite* (more precisely infinite at right) words too:

$$u = u_1 u_2 \dots u_n \dots, \quad \text{where } u_1, u_2, \dots \in A.$$

The set of infinite words over the alphabet A is denoted by $A\omega$. If we will study together finite and infinite words the following notation will be useful:

$$A^\infty = A^* \cup A\omega.$$

The notions as subwords, prefixes, suffixes can be defined similarly for infinite words too.

The word $v \in A^+$ is a subword of $u \in A\omega$ if there are the words $p \in A^*$, $q \in A\omega$, such that $u = pvq$. If $p \neq \varepsilon$, then p is a prefix of u , whilst q is a suffix of u . Here $F_n(u)$ also represents the set of all subwords of length n of u .

Examples of infinite words over a binary alphabet:

1) The *power word* is defined as:

$$p = 010011000111 \dots 0^n 1^n \dots = 010^2 1^2 0^3 1^3 \dots 0^n 1^n \dots$$

It can be seen that

$$\begin{aligned} F_1(p) &= \{0, 1\}, & F_2(p) &= \{01, 10, 00, 11\}, \\ F_3(p) &= \{010, 100, 001, 011, 110, 000, 111\}, \dots \end{aligned}$$

2) The *Champernowne word* is obtained by writing in binary representation the natural numbers $0, 1, 2, 3, \dots$:

$$c = 0\ 1\ 10\ 11\ 100\ 101\ 110\ 111\ 1000\ 1001\ 1010\ 1011\ 1100\ 1101\ 1110\ 1111\ 10000 \dots$$

It can be seen that

$$\begin{aligned} F_1(p) &= \{0, 1\}, & F_2(p) &= \{00, 01, 10, 11\}, \\ F_3(p) &= \{000, 001, 010, 011, 100, 101, 110, 111\}, \dots \end{aligned}$$

3) The finite *Fibonacci words* can be defined recursively as:

$$\begin{aligned} f_0 &= 0, & f_1 &= 01 \\ f_n &= f_{n-1} f_{n-2}, & \text{if } n &\geq 2. \end{aligned}$$

From this definition we obtain:

$$\begin{aligned} f_0 &= 0, \\ f_1 &= 01, \\ f_2 &= 010, \\ f_3 &= 01001, \\ f_4 &= 01001010, \\ f_5 &= 0100101001001, \\ f_6 &= 010010100100101001010. \end{aligned}$$

The infinite Fibonacci word can be defined as the limit of the sequence of finite Fibonacci words:

$$f = \lim_{n \rightarrow \infty} f_n.$$

The subwords of this word are:

$$\begin{aligned} F_1(f) &= \{0, 1\}, \quad F_2(f) = \{01, 10, 00\}, \quad F_3(f) = \{010, 100, 001, 101\}, \\ F_4(f) &= \{0100, 1001, 0010, 0101, 1010\}, \dots \end{aligned}$$

The name of Fibonacci words stems from the Fibonacci numbers, because the length of finite Fibonacci words is related to the Fibonacci numbers: $|f_n| = F_{n+2}$, i.e. the length of the n th finite Fibonacci word f_n is equal to the $(n+2)$ th Fibonacci number.

The infinite Fibonacci word has a lot of interesting properties. For example, from the definition, we can see that it cannot contain the subword 11.

The number of 1's in a word u will be denoted by $h(u)$. An infinite word u is **balanced**, if for arbitrary subwords x and y of the same length, we have $|h(x) - h(y)| \leq 1$, i.e.

$$x, y \in F_n(u) \Rightarrow |h(x) - h(y)| \leq 1.$$

Theorem 26.3 *The infinite Fibonacci word f is balanced.*

Theorem 26.4 *$F_n(f)$ has $n+1$ elements.*

If word u is concatenated by itself infinitely, then the result is denoted by $u\omega$.

The infinite word u is **periodic**, if there is a finite word v , such that $u = v\omega$. This is a generalization of the finite case periodicity. The infinite word u is **ultimately periodic**, if there are the words v and w , such that $u = vw\omega$.

The infinite Fibonacci word can be generated by a (homo)morphism too. Let us define this morphism:

$$\chi : A^* \rightarrow A^*, \quad \chi(uv) = \chi(u)\chi(v), \quad \forall u, v \in A^*.$$

Based on this definition, the function χ can be defined on letters only. A morphism can be extended for infinite words too:

$$\chi : A\omega \rightarrow A\omega, \quad \chi(uv) = \chi(u)\chi(v), \quad \forall u \in A^*, v \in A\omega.$$

The finite Fibonacci word f_n can be generated by the following morphism:

$$\sigma(0) = 01, \quad \sigma(1) = 0.$$

In this case we have the following theorem.

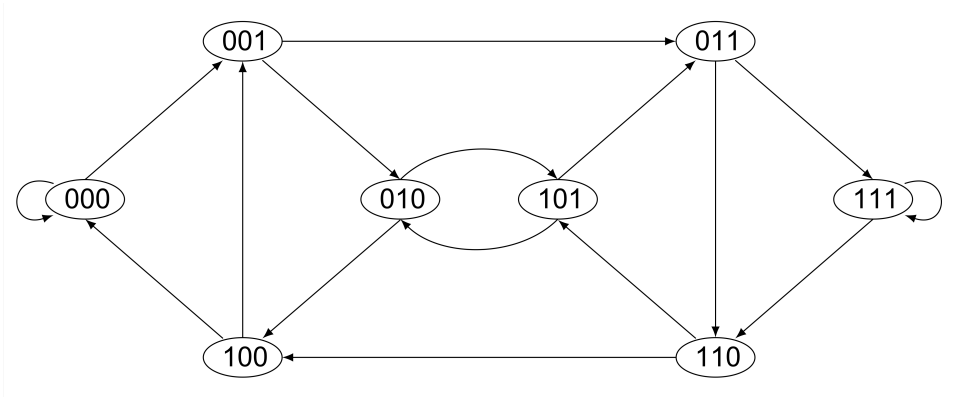


Figure 26.1 The De Bruijn graph $B(2,3)$.

Theorem 26.5 $f_{n+1} = \sigma(f_n)$.

Proof The proof is by induction. Obviously $f_1 = \sigma(f_0)$. Let us presume that $f_k = \sigma(f_{k-1})$ for all $k \leq n$. Because

$$f_{n+1} = f_n f_{n-1},$$

by the induction hypothesis

$$f_{n+1} = \sigma(f_{n-1})\sigma(f_{n-2}) = \sigma(f_{n-1}f_{n-2}) = \sigma(f_n). \quad \blacksquare$$

From this we obtain:

Theorem 26.6 $f_n = \sigma^n(0)$.

The infinite Fibonacci word f is the fixed point of the morphism σ .

$$f = \sigma(f).$$

26.1.3. Word graphs

Let $V \subseteq A^m$ be a set of words of length m over A , and $E \subseteq AV \cap VA$. We define a digraph, whose vertices are from V , and whose arcs from E . There is an arc from the vertex $a_1a_2 \dots a_m$ to the vertex $b_1b_2 \dots b_m$ if

$$a_2 = b_1, \quad a_3 = b_2, \quad \dots, \quad a_m = b_{m-1} \text{ and } a_1a_2 \dots a_m b_m \in E,$$

that is the last $m - 1$ letters in the first word are identical to the first $m - 1$ letters in the second word. This arc is labelled by $a_1a_2 \dots a_m b_m$ (or $a_1b_1 \dots b_m$).

De Bruijn graphs If $V = A^m$ and $E = A^{m+1}$, where $A = \{a_1, a_2, \dots, a_n\}$, then the graph is called *De Bruijn graph*, denoted by $B(n, m)$.

Figures 26.1 and 26.2 illustrate De Bruijn graphs $B(2,3)$ and $B(3,2)$.

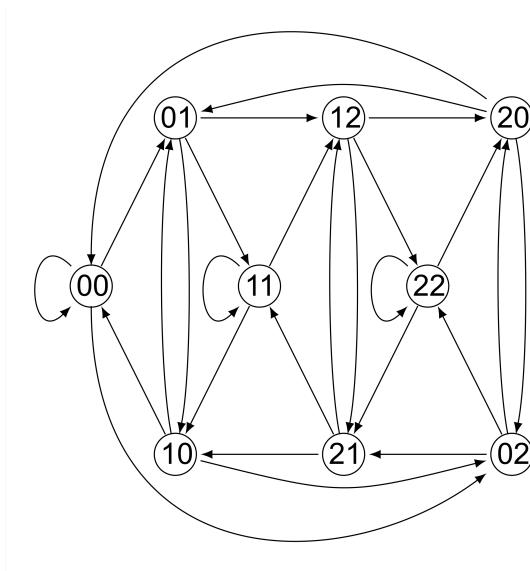


Figure 26.2 The De Bruijn graph $B(3, 2)$.

To a walk¹ $x_1x_2 \dots x_m, x_2x_3 \dots x_mx_{m+1}, \dots, z_1z_2 \dots z_m$ in the De Bruijn graph we attach the label $x_1x_2 \dots x_mx_{m+1}z_m$, which is obtained by maximum overlap of the vertices of the walk. In Figure 26.1 in the graph $B(2, 3)$ the label attached to the walk 001, 011, 111, 110 (which is a path) is 001110. The word attached to a Hamiltonian path (which contains all vertices of the graph) in the graph $B(n, m)$ is an (n, m) -type *De Bruijn word*. For example, words 0001110100 and 0001011100 are $(2, 3)$ -type De Bruijn word. An (n, m) -type De Bruijn word contains all words of length m .

A connected digraph² is Eulerian³ if the in-degree of each vertex is equal to its out-degree⁴.

Theorem 26.7 *The De Bruijn graph $B(n, m)$ is Eulerian.*

Proof a) The graph is connected because between all pair of vertices $x_1x_2 \dots x_m$ and $z_1z_2 \dots z_m$ there is an oriented path. For vertex $x_1x_2 \dots x_m$ there are n leaving arcs, which enter vertices whose first $m - 1$ letters are $x_2x_3 \dots x_m$, and the last letters in this words are all different. Therefore, there is the path $x_1x_2 \dots x_m, x_2x_3 \dots x_mz_1, \dots, x_mz_1 \dots z_{m-1}, z_1z_2 \dots z_m$.

b) There are incoming arcs to vertex $x_1x_2 \dots x_m$ from vertices $yx_1 \dots x_{m-1}$,

¹In a graph a walk is a sequence of neighbouring edges (or arcs with the same orientation). If the edges or arcs of the walk are all different the walk is called trail, and when all vertices are different, the walk is a path.

²A digraph (oriented graph) is connected if between every pair of vertices there is an oriented path at least in a direction.

³A digraph is Eulerian if it contains a closed oriented trail with all arcs of the graph.

⁴In-degree (out-degree) of a vertex is the number of arcs which enter (leave) this vertex.

where $y \in A$ (A is the alphabet of the graph, i.e. $V = A^m$). The arcs leaving vertex $x_1x_2 \dots x_m$ enter vertices $x_2x_3 \dots x_my$, where $y \in A$. Therefore, the graph is Eulerian, because the in-degree and out-degree of each vertex are equal. ■

From this the following theorem is simply obtained.

Theorem 26.8 *An oriented Eulerian trail of the graph $B(n, m)$ (which contains all arcs of graph) is a Hamiltonian path in the graph $B(n, m + 1)$, preserving the order.*

For example, in $B(2, 2)$ the sequence 000, 001, 010, 101, 011, 111, 110, 100 of arcs is an Eulerian trail. At the same time these words are vertices of a Hamiltonian path in $B(2, 3)$.

Algorithm to generate De Bruijn words Generating De Bruijn words is a common task with respectable number of algorithms. We present here the well-known Martin algorithm. Let $A = \{a_1, a_2, \dots, a_n\}$ be an alphabet. Our goal is to generate an (n, m) -type De Bruijn word over the alphabet A .

We begin the algorithm with the word a_1^m , and add at its right end the letter a_k with the greatest possible subscript, such that the suffix of length m of the obtained word does not duplicate a previously occurring subword of length m . Repeat this until such a prolongation is impossible.

When we cannot continue, a De Bruijn word is obtained, with the length $n^m + m - 1$. In the following detailed algorithm, A is the n -letters alphabet, and $B = (b_1, b_2, \dots)$ represents the result, an (n, m) -type De Bruijn word.

MARTIN(A, n, m)

```

1  for  $i \leftarrow 1$  to  $m$ 
2      do  $b_i \leftarrow a_1$ 
3   $i \leftarrow m$ 
4  repeat
5       $done \leftarrow \text{TRUE}$ 
6       $k \leftarrow n$ 
7      while  $k > 1$ 
8          do if  $b_{i-m+2}b_{i-m+3} \dots b_i a_k \not\subset b_1 b_2 \dots b_i$            ▷ Not a subword.
9              then  $i \leftarrow i + 1$ 
10                  $b_i \leftarrow a_k$ 
11                  $done \leftarrow \text{FALSE}$ 
12                 exit while
13             else  $k \leftarrow k - 1$ 
14 until  $done$ 
15 return  $B$                                      ▷  $B = (b_1 b_2, \dots, b_{n^m+m+1})$ .
```

Because this algorithm generates all letters of a De Bruijn word of length $(n^m + m - 1)$, and n and m are independent, its time complexity is $\Omega(n^m)$. The more precise characterization of the running time depends on the implementation of line 8. The

repeat statement is executed $n^m - 1$ times. The **while** statement is executed at most n times for each step of the **repeat**. The test $b_{i-m+2}b_{i-m+3} \dots b_i a_k \not\subset b_1b_2 \dots b_i$ can be made in the worst case in mn^m steps. So, the total number of steps is not greater than mn^{2m+1} , resulting a worst case bound $\Theta(n^m + 1)$. If we use Knuth-Morris-Pratt string matching algorithm, then the worst case running time is $\Theta(n^{2m})$.

In chapter ?? a more efficient implementation of the idea of Martin is presented. Based on this algorithm the following theorem can be stated.

Theorem 26.9 *An (n, m) -type De Bruijn word is the shortest possible among all words containing all words of length m over an alphabet with n letters.*

To generate all (n, m) -type De Bruijn words the following recursive algorithm is given. Here A is also an alphabet with n letters, and B represents an (n, m) -type De Bruijn word. The algorithm is called for each position i with $m + 1 \leq i \leq n^m + m - 1$.

ALL-DE-BRUIJN(B, i, m)

```

1  for  $j \leftarrow 1$  to  $n$ 
2      do  $b_i \leftarrow a_j$ 
3          if  $b_{i-m+1}b_{i-m+2} \dots b_i \not\subset b_1b_2 \dots b_{i-1}$  ▷ Not a subword.
4              then ALL-DE-BRUIJN( $b, i + 1, m$ )
5              else if  $length(B) = n^m + m - 1$ 
6                  then print  $B$  ▷ A De Bruijn word.
7                  exit for

```

The call of the procedure:

```

for  $i = 1$  to  $m$ 
    do  $b_i \leftarrow a_1$ 
ALL-DE-BRUIJN ( $B, m + 1, m$ ).

```

This algorithm naturally is exponential.

In following, related to the De Bruijn graphs, the so-called De Bruijn trees will play an important role.

A **De Bruijn tree** $T(n, w)$ with the root $w \in A^m$ is a n -ary tree defined recursively as follows:

- i.* The word w of length m over the alphabet $A = \{a_1, a_2, \dots, a_n\}$ is the root of $T(n, w)$.
- ii.* If $x_1x_2 \dots x_m$ is a leaf in the tree $T(n, w)$, then each word v of the form $x_2x_3 \dots x_m a_1, x_2x_3 \dots x_m a_2, \dots, x_2x_3 \dots x_m a_n$ will be a descendent of $x_1x_2 \dots x_m$, if in the path from root to $x_1x_2 \dots x_m$ the vertex v does not appears.
- iii.* The rule *ii* is applied as many as it can.

In Figure 26.3 the De Bruijn tree $T(2, 010)$ is given.

Rauzy graphs If the word u is infinite, and $V = F_n(u), E = F_{n+1}(u)$, then the corresponding word graph is called **Rauzy graph** (or **subword graph**). Figure

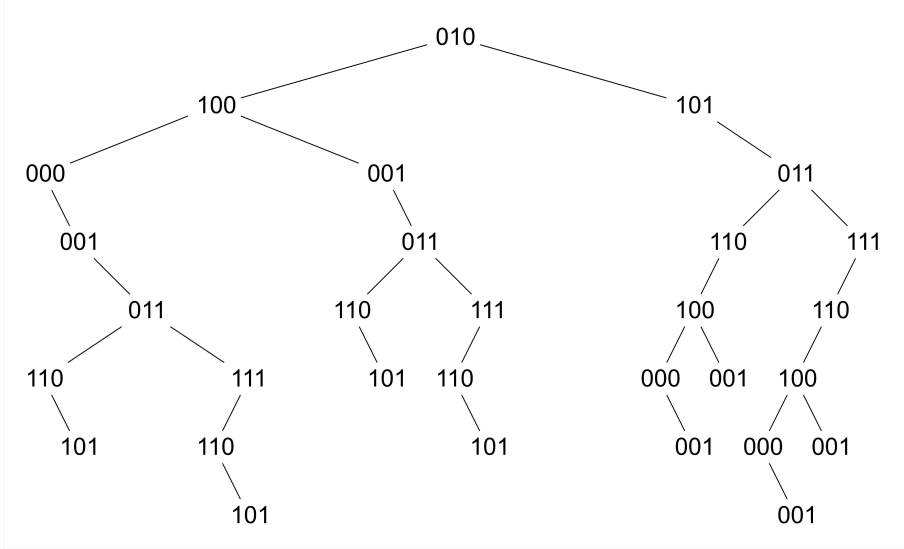


Figure 26.3 The De Bruijn tree $T(2, 010)$.

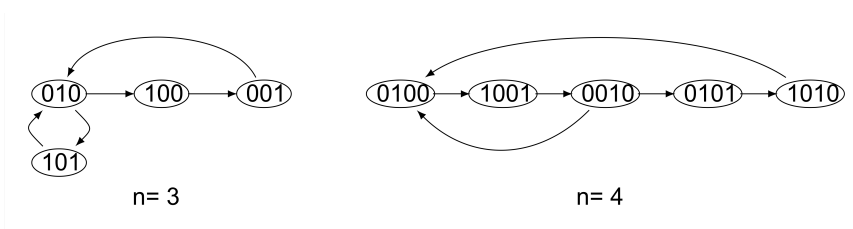


Figure 26.4 Rauzy graphs for the infinite Fibonacci word.

26.4 illustrates the Rauzy graphs of the infinite Fibonacci word for $n = 3$ and $n = 4$. As we have seen, the infinite Fibonacci word is

$$f = 010010100100101001010010100100100101001001 \dots ,$$

and $F_1(f) = \{0, 1\}$, $F_2(f) = \{01, 10, 00\}$,
 $F_3(f) = \{010, 100, 001, 101\}$, $F_4(f) = \{0100, 1001, 0010, 0101, 1010\}$,
 $F_5(f) = \{01001, 10010, 00101, 01010, 10100, 00100\}$.

In the case of the power word $p = 01001100011100001111 \dots 0^n 1^n \dots$, where $F_1(p) = \{0, 1\}$, $F_2(p) = \{01, 10, 00, 11\}$,
 $F_3(p) = \{010, 100, 000, 001, 011, 111, 110\}$,
 $F_4(p) = \{0100, 1001, 0011, 0110, 1100, 1000, 0000, 0001, 0111, 1110, 1111\}$,
the corresponding Rauzy graphs are given in Figure 26.5.

As we can see in Fig. 26.4 and 26.5 there are subwords of length n which can be

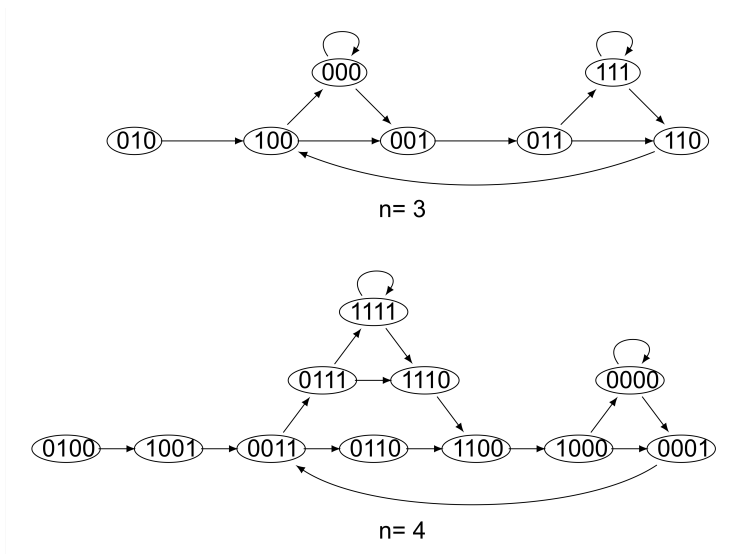


Figure 26.5 Rauzy graphs for the power word.

continued only in a single way (by adding a letter), and there are subwords which can be continued in two different ways (by adding two different letters). These latter subwords are called *special subwords*. A subword $v \in F_n(u)$ is a *right special subword*, if there are at least two different letters $a \in A$, such that $va \in F_{n+1}(u)$. Similarly, $v \in F_n(u)$ is *left special subword*, if there are at least two different letters $a \in A$, such that $av \in F_{n+1}(u)$. A subword is *bispecial*, if at the same time is right and left special. For example, the special subwords in Figures 26.4 and 26.5) are:

- left special subwords: 010, 0100 (Figure 26.4),
 110, 000, 111, 1110, 0001, 1111, 0011 (Figure 26.5),
- right special subwords:: 010, 0010 (Figure 26.4),
 011, 000, 111, 0111, 1111, 0011 (Figure 26.5)
- bispecial subwords: 010 (Figure 26.4),
 000, 111, 1111, 0011 (Figure 26.5).

26.1.4. Complexity of words

The complexity of words measures the diversity of the subwords of a word. In this regard the word $aaaaa$ has smaller complexity then the word $abcab$.

We define the following complexities for a word.

- 1) The *subword complexity* or simply the *complexity* of a word assigns to each $n \in \mathbb{N}$ the number of different subwords of length n . For a word u the number

of different subwords of length n is denoted by $f_u(n)$.

$$f_u(n) = \#F_n(u), \quad u \in A^\infty.$$

If the word is finite, then $f_u(n) = 0$, if $n > |u|$.

2) The **maximal complexity** is considered only for finite words.

$$C(u) = \max\{f_u(n) \mid n \geq 1, u \in A^*\}.$$

If u is an infinite word, then $C_u^-(n)$ is the **lower maximal complexity**, respectively $C_u^+(n)$ the **upper maximal complexity**.

$$C_u^-(n) = \min_i C(u_i u_{i+1} \dots u_{i+n-1}), \quad C_u^+(n) = \max_i C(u_i u_{i+1} \dots u_{i+n-1}).$$

3) The **global maximal complexity** is defined on the set A^n :

$$G(n) = \max\{C(u) \mid u \in A^n\}.$$

4) The **total complexity** for a finite word is the number of all different nonempty subwords⁵

$$K(u) = \sum_{i=1}^{|u|} f_u(i), \quad u \in A^*.$$

For an infinite word $K_u^-(n)$ is the **lower total complexity**, and $K_u^+(n)$ is the **upper total complexity**:

$$K_u^-(n) = \min_i K(u_i u_{i+1} \dots u_{i+n-1}), \quad K_u^+(n) = \max_i K(u_i u_{i+1} \dots u_{i+n-1}).$$

5) A decomposition $u = u_1 u_2 \dots u_k$ is called a **factorization** of u . If each u_i (with the possible exception of u_k) is the shortest prefix of $u_i u_{i+1} \dots u_k$ which does not occur before in u , then this factorization is called the Lempel-Ziv factorization. The number of subwords u_i in such a factorization is the **Lempel-Ziv factorization complexity** of u . For example for the word $u = ababaabb$ the Lempel-Ziv factorization is: $u = a.b.abaa.abb$. So, the Lempel-Ziv factorization complexity of u is $LZ(u) = 4$.

6) If in a factorization $u = u_1 u_2 \dots u_k$ each u_i is the longest possible palindrome, then the factorization is called a palindromic factorization, and the number of subwords u_i in this is the **palindromic factorization complexity**. For $u = aababbabb = aa.babbabbab.b$, so the palindromic factorization complexity of u is $PAL(u) = 3$.

7) The **window complexity** P_w is defined for infinite words only. For $u = u_0 u_1 u_2 \dots u_n \dots$ the window complexity is

$$P_w(u, n) = \#\{u_{kn} u_{kn+1} \dots u_{(k+1)n-1} \mid k \geq 0\}.$$

⁵Sometimes the empty subword is considered too. In this case the value of total complexity is increased by 1.

Subword complexity As we have seen

$$f_u(n) = \#F_n(u), \quad \forall u \in A^\infty, n \in \mathbf{N}.$$

$$f_u(n) = 0, \text{ if } n > |u|.$$

For example, in the case of $u = abacab$:

$$f_u(1) = 3, f_u(2) = 4, f_u(3) = 4, f_u(4) = 3, f_u(5) = 2, f_u(6) = 1.$$

In Theorem 26.4 was stated that for the infinite Fibonacci word:

$$f_f(n) = n + 1.$$

In the case of the power word $p = 010011 \dots 0^k 1^k \dots$ the complexity is:

$$f_p(n) = \frac{n(n+1)}{2} + 1.$$

This can be proved if we determine the difference $f_p(n+1) - f_p(n)$, which is equal to the number of words of length n which can be continued in two different ways to obtain words of length $n+1$. In two different ways can be extended only the words of the form $0^k 1^{n-k}$ (it can be followed by 1 always, and by 0 when $k \leq n-k$) and $1^k 0^{n-k}$ (it can be followed by 0 always, and by 1 when $k < n-k$). Considering separately the cases when n is odd and even, we can see that:

$$f_p(n+1) - f_p(n) = n + 1,$$

and from this we get

$$\begin{aligned} f_p(n) &= n + f_p(n-1) = n + (n-1) + f_p(n-2) = \dots \\ &= n + (n-1) + \dots + 2 + f_p(1) = \frac{n(n+1)}{2} + 1. \end{aligned}$$

In the case of the *Champernowne word*

$$\begin{aligned} c = u_0 u_1 \dots u_n \dots &= 0110111001011101111000\dots \\ &= 0110111001011101111000\dots, \end{aligned}$$

the complexity is $f_c(n) = 2^n$.

Theorem 26.10 *If for the infinite word $u \in A\omega$ there exists an $n \in \mathbf{N}$ such that $f_u(n) \leq n$, then u is ultimately periodic.*

Proof $f_u(1) \geq 2$, otherwise the word is trivial (contains just equal letters). Therefore there is a $k \leq n$, such that $f_u(k) = f_u(k+1)$. But

$$f_u(k+1) - f_u(k) = \sum_{v \in F_k(u)} \left(\#\{a \in A \mid va \in F_{k+1}(u)\} - 1 \right).$$

It follows that each subword $v \in F_k(u)$ has only one extension to obtain $va \in F_{k+1}(u)$. So, if $v = u_i u_{i+1} \dots u_{i+k-1} = u_j u_{j+1} \dots u_{j+k-1}$, then $u_{i+k} = u_{j+k}$. Because $F_k(u)$ is a finite set, and u is infinite, there are i and j ($i < j$), for which $u_i u_{i+1} \dots u_{i+k-1} = u_j u_{j+1} \dots u_{j+k-1}$, but in this case $u_{i+k} = u_{j+k}$ is true too. Then from $u_{i+1} u_{i+2} \dots u_{i+k} = u_{j+1} u_{j+2} \dots u_{j+k}$ we obtain the following equality results: $u_{i+k+1} = u_{j+k+1}$, therefore $u_{i+l} = u_{j+l}$ is true for all $l \geq 0$ values. Therefore u is ultimately periodic. ■

A word $u \in A\omega$ is **Sturmian**, if $f_u(n) = n + 1$ for all $n \geq 1$.

Sturmian words are the least complexity infinite and non periodic words. The infinite Fibonacci word is Sturmian. Because $f_u(1) = 2$, the Sturmian words are two-letters words.

From the Theorem 26.10 it follows that each infinite and not ultimately periodic word has complexity at least $n + 1$, i.e.

$$u \in A\omega, u \text{ not ultimately periodic} \Rightarrow f_u(n) \geq n + 1.$$

The equality holds for Sturmian words.

Infinite words can be characterized using the lower and upper total complexity too.

Theorem 26.11 *If an infinite word u is not ultimately periodic and $n \geq 1$, then*

$$C_u^+(n) \geq \left\lfloor \frac{n}{2} \right\rfloor + 1, \quad K_u^+(n) \geq \left\lceil \frac{n^2}{4} + n \right\rceil.$$

For the Sturmian words equality holds.

Let us denote by $\{x\}$ the fractional part of x , and by $[x]$ its integer part. Obviously $x = [x] + \{x\}$. The composition of a function R by itself n times will be denoted by R^n . So $R^n = R \circ R \circ \dots \circ R$ (n times). Sturmian words can be characterized in the following way too:

Theorem 26.12 *A word $u = u_1 u_2 \dots$ is Sturmian if and only if there exists an irrational number α and a real number z , such that for $R(x) = \{x + \alpha\}$*

$$u_n = \begin{cases} 0, & \text{if } R^n(z) \in (0, 1 - \alpha), \\ 1, & \text{if } R^n(z) \in [1 - \alpha, 1), \end{cases}$$

or

$$u_n = \begin{cases} 1, & \text{if } R^n(z) \in (0, 1 - \alpha), \\ 0, & \text{if } R^n(z) \in [1 - \alpha, 1). \end{cases}$$

In the case of the infinite Fibonacci number, these numbers are: $\alpha = z = (\sqrt{5} + 1)/2$.

Sturmian words can be generated by the orbit of a billiard ball inside a square too. A billiard ball is launched under an irrational angle from a boundary point of

u	$f_u(1)$	$f_u(2)$	$f_u(3)$	$f_u(4)$	$f_u(5)$	$f_u(6)$	$f_u(7)$	$f_u(8)$
00100011	2	4	5	5	4	3	2	1
00100100	2	3	3	3	3	3	2	1
00100101	2	3	4	4	4	3	2	1
00100110	2	4	5	5	4	3	2	1
00100111	2	4	5	5	4	3	2	1
00101000	2	3	5	5	4	3	2	1
00101001	2	3	4	5	4	3	2	1
00101011	2	4	4	4	4	3	2	1
01010101	2	2	2	2	2	2	2	1
11111111	1	1	1	1	1	1	1	1

Figure 26.6 Complexity of several binary words.

the square. If we consider an endless move of the ball with reflection on boundaries and without friction, an infinite trajectory will result. We put an 0 in the word if the ball reaches a horizontal boundary, and 1 when it reaches a vertical one. In such a way we generate an infinite word. This can be generalized using an $(s + 1)$ -letter alphabet and an $(s + 1)$ -dimensional hypercube. In this case the complexity is

$$f_u(n, s + 1) = \sum_{i=0}^{\min(n,s)} \frac{n!s!}{(n-i)!i!(s-i)!}.$$

If $s = 1$, then $f_u(n, 2) = f_u(n) = n + 1$, and if $s = 2$, then $f_u(n, 3) = n^2 + n + 1$.

Maximal complexity For a finite word u

$$C(u) = \max\{f_u(n) \mid n \geq 1\}$$

is the maximal complexity. In Figure 26.6 the values of the complexity function for several words are given for all possible length. From this, we can see for example that $C(00100011) = 5$, $C(00100100) = 3$ etc.

For the complexity of finite words the following interesting result is true.

Theorem 26.13 *If w is a finite word, $f_w(n)$ is its complexity, then there are the natural numbers m_1 and m_2 with $1 \leq m_1 \leq m_2 \leq |w|$ such that*

- $f_w(n + 1) > f_w(n)$, for $1 \leq n < m_1$,
- $f_w(n + 1) = f_w(n)$, for $m_1 \leq n < m_2$,
- $f_w(n + 1) = f_w(n) - 1$, for $m_2 \leq n \leq |w|$.

From the Figure 26.6, for example, if

- $w = 00100011$, then $m_1 = 3$, $m_2 = 4$,
- $w = 00101001$, then $m_1 = 4$, $m_2 = 4$,
- $w = 00101011$, then $m_1 = 2$, $m_2 = 5$.

u	$f_u(i)$		
	$i = 1$	$i = 2$	$i = 3$
000	1	1	1
001	2	2	1
010	2	2	1
011	2	2	1
100	2	2	1
101	2	2	1
110	2	2	1
111	1	1	1

Figure 26.7 Complexity of all 3-length binary words

Global maximal complexity The global maximal complexity is

$$G(n) = \max\{C(u) \mid u \in A^n\},$$

that is the greatest (maximal) complexity in the set of all words of length n on a given alphabet. The following problems arise:

- what is length of the subwords for which the global maximal complexity is equal to the maximal complexity?
- how many such words exist?

Example 26.1 For the alphabet $A = \{0, 1\}$ the Figure 26.7 and 26.8 contain the complexity of all 3-length and 4-length words.

In this case of the 3-length words (Figure 26.7) the global maximal complexity is 2, and this value is obtained for 1-length and 2-length subwords. There are 6 such words.

For 4-length words (Figure 26.8) the global maximal complexity is 3, and this value is obtained for 2-length words. The number of such words is 8.

To solve the above two problems, the following notations will be used:

$$R(n) = \{i \in \{1, 2, \dots, n\} \mid \exists u \in A^n : f_u(i) = G(n)\},$$

$$M(n) = \#\{u \in A^n : C(u) = G(n)\}.$$

In the table of Figure 26.9 values of $G(n)$, $R(n)$, $M(n)$ are given for length up to 20 over on a binary alphabet.

We shall use the following result to prove some theorems on maximal complexity.

Lemma 26.14 For each $k \in \mathbf{N}^*$, the shortest word containing all the q^k words of length k over an alphabet with q letters has $q^k + k - 1$ letters (hence in this word each of the q^k words of length k appears only once).

Theorem 26.15 If $\#A = q$ and $q^k + k \leq n \leq q^{k+1} + k$, then $G(n) = n - k$.

Proof Let us consider at first the case $n = q^{k+1} + k$, $k \geq 1$.

u	$f_u(i)$			
	$i = 1$	$i = 2$	$i = 3$	$i = 4$
0000	1	1	1	1
0001	2	2	2	1
0010	2	3	2	1
0011	2	3	2	1
0100	2	3	2	1
0101	2	2	2	1
0110	2	3	2	1
0111	2	2	2	1
1000	2	2	2	1
1001	2	3	2	1
1010	2	2	2	1
1011	2	3	2	1
1100	2	3	2	1
1101	2	3	2	1
1110	2	2	2	1
1111	1	1	1	1

Figure 26.8 Complexity of all 4-length binary words.

From Lemma 26.14 we obtain the existence of a word w of length $q^{k+1} + k$ which contains all the q^{k+1} words of length $k + 1$, hence $f_w(k + 1) = q^{k+1}$. It is obvious that $f_w(l) = q^l < f_w(k + 1)$ for $l \in \{1, 2, \dots, k\}$ and $f_w(k + 1 + j) = q^{k+1} - j < f_w(k + 1)$ for $j \in \{1, 2, \dots, q^{k+1} - 1\}$. Any other word of length $q^{k+1} + k$ will have the maximal complexity less than or equal to $C(w) = f_w(k + 1)$, hence we have $G(n) = q^{k+1} = n - k$.

For $k \geq 1$ we consider now the values of n of the form $n = q^{k+1} + k - r$ with $r \in \{1, 2, \dots, q^{k+1} - q^k\}$, hence $q^k + k \leq n < q^{k+1} + k$. If from the word w of length $q^{k+1} + k$ considered above we delete the last r letters, we obtain a word w_n of length $n = q^{k+1} + k - r$ with $r \in \{1, 2, \dots, q^{k+1} - q^k\}$. This word will have $f_{w_n}(k + 1) = q^{k+1} - r$ and this value will be its maximal complexity. Indeed, it is obvious that $f_{w_n}(k + 1 + j) = f_{w_n}(k + 1) - j < f_{w_n}(k + 1)$ for $j \in \{1, 2, \dots, n - k - 1\}$; for $l \in \{1, 2, \dots, k\}$ it follows that $f_{w_n}(l) \leq q^l \leq q^k \leq q^{k+1} - r = f_{w_n}(k + 1)$, hence $C(w_n) = f_{w_n}(k + 1) = q^{k+1} - r$. Because it is not possible for a word of length $n = q^{k+1} + k - r$, with $r \in \{1, 2, \dots, q^{k+1} - q^k\}$ to have the maximal complexity greater than $q^{k+1} - r$, it follows that $G(n) = q^{k+1} - r = n - k$. ■

Theorem 26.16 *If $\#A = q$ and $q^k + k < n < q^{k+1} + k + 1$ then $R(n) = \{k + 1\}$; if $n = q^k + k$ then $R(n) = \{k, k + 1\}$.*

Proof In the first part of the proof of Theorem 26.15, we proved for $n = q^{k+1} + k$, $k \geq 1$, the existence of a word w of length n for which $G(n) = f_w(k + 1) = n - k$. This means that $k + 1 \in R(n)$. For the word w , as well as for any other word w' of

n	$G(n)$	$R(n)$	$M(n)$
1	1	1	2
2	2	1	2
3	2	1, 2	6
4	3	2	8
5	4	2	4
6	4	2, 3	36
7	5	3	42
8	6	3	48
9	7	3	40
10	8	3	16
11	8	3, 4	558
12	9	4	718
13	10	4	854
14	11	4	920
15	12	4	956
16	13	4	960
17	14	4	912
18	15	4	704
19	16	4	256
20	16	4, 5	79006

Figure 26.9 Values of $G(n)$, $R(n)$, and $M(n)$.

length n , we have $f_{w'}(l) < f_w(k+1)$, $l \neq k+1$, because of the special construction of w , which contains all the words of length $k+1$ in the most compact way. It follows that $R(n) = \{k+1\}$.

As in the second part of the proof of Theorem 26.15, we consider $n = q^{k+1} + k - r$ with $r \in \{1, 2, \dots, q^{k+1} - q^k\}$ and the word w_n for which $G(n) = f_{w_n}(k+1) = q^{k+1} - r$. We have again $k+1 \in R(n)$. For $l > k+1$, it is obvious that the complexity function of w_n , or of any other word of length n , is strictly less than $f_{w_n}(k+1)$. We examine now the possibility of finding a word w with $f_w(k+1) = n - k$ for which $f_w(l) = n - k$ for $l \leq k$. We have $f_w(l) \leq q^l \leq q^k \leq q^{k+1} - r$, hence the equality $f_w(l) = n - k = q^{k+1} - r$ holds only for $l = k$ and $r = q^{k+1} - q^k$, that is for $w = q^k + k$.

We show that for $n = q^k + k$ we have indeed $R(n) = \{k, k+1\}$. If we start with the word of length $q^k + k - 1$ generated by the Martin's algorithm (or with another De Bruijn word) and add to this any letter from A , we obtain obviously a word v of length $n = q^k + k$, which contains all the q^k words of length k and $q^k = n - k$ words of length $k+1$, hence $f_v(k) = f_v(k+1) = G(n)$. ■

Having in mind the MARTIN algorithm (or other more efficient algorithms), words w with maximal complexity $C(w) = G(n)$ can be easily constructed for each n and for both situations in Theorem 26.16.

Theorem 26.17 *If $\#A = q$ and $q^k + k \leq n \leq q^{k+1} + k$ then $M(n)$ is equal to the number of different paths of length $n - k - 1$ in the de Bruijn graph $B(q, k + 1)$.*

Proof From Theorems 26.15 and 26.16 it follows that the number $M(n)$ of the words of length n with global maximal complexity is given by the number of words $w \in A^n$ with $f_w(k + 1) = n - k$. It means that these words contain $n - k$ subwords of length $k + 1$, all of them distinct. To enumerate all of them we start successively with each word of $k + 1$ letters (hence with each vertex in $B(q, k + 1)$) and we add at each step, in turn, one of the symbols from A which does not duplicate a word of length $k + 1$ which has already appeared. Of course, not all of the trials will finish in a word of length n , but those which do this, are precisely paths in $B(q, k + 1)$ starting with each vertex in turn and having the length $n - k - 1$. Hence to each word of length n with $f_w(k + 1) = n - k$ we can associate a path and only one of length $n - k - 1$ starting from the vertex given by the first $k + 1$ letters of the initial word; conversely, any path of length $n - k - 1$ will provide a word w of length n which contains $n - k$ distinct subwords of length $k + 1$. ■

$M(n)$ can be expressed also as the number of vertices at level $n - k - 1$ in the set $\{T(q, w) \mid w \in A^{k+1}\}$ of De Bruijn trees.

Theorem 26.18 *If $n = 2^k + k - 1$, then $M(n) = 2^{2^{k-1}}$.*

Proof In the De Bruijn graph $B(2, k)$ there are $2^{2^{k-1}-k}$ different Hamiltonian cycles. With each vertex of a Hamiltonian cycle a De Bruijn word begins (containing all k -length subwords), which has maximal complexity, so $M(n) = 2^k \cdot 2^{2^{k-1}-k} = 2^{2^{k-1}}$, which proves the theorem. ■

A generalization for an alphabet with $q \geq 2$ letters:

Theorem 26.19 *If $n = q^k + k - 1$, then $M(n) = (q!)^{q^{k-1}}$.*

Total complexity The *total complexity* is the number of different nonempty subwords of a given word:

$$K(u) = \sum_{i=1}^{|u|} f_u(i).$$

The total complexity of a trivial word of length n (of the form a^n , $n \geq 1$) is equal to n . The total complexity of a rainbow word (with pairwise different letters) of length n is equal to $\frac{n(n+1)}{2}$.

The problem of existence of words with a given total complexity are studied in the following theorems.

Theorem 26.20 *If C is a natural number different from 1, 2 and 4, then there exists a nontrivial word of total complexity equal to C .*

Proof To prove this theorem we give the total complexity of the following k -length words:

$$\begin{aligned} K(a^{k-1}b) &= 2k - 1, & \text{for } k \geq 1, \\ K(ab^{k-3}aa) &= 4k - 8, & \text{for } k \geq 4, \\ K(abcd^{k-3}) &= 4k - 6, & \text{for } k \geq 3. \end{aligned}$$

These can be proved immediately from the definition of the total complexity.

1. If C is odd then we can write $C = 2k - 1$ for a given k . It follows that $k = (C + 1)/2$, and the word $a^{k-1}b$ has total complexity C .

2. If C is even, then $C = 2\ell$.

2.1. If $\ell = 2h$, then $4k - 8 = C$ gives $4k - 8 = 4h$, and from this $k = h + 2$ results. The word $ab^{k-3}aa$ has total complexity C .

2.2. If $\ell = 2h + 1$ then $4k - 6 = C$ gives $4k - 6 = 4h + 2$, and from this $k = h + 2$ results. The word $abcd^{k-3}$ has total complexity C . ■

In the proof we have used more than two letters in a word only in the case of the numbers of the form $4h + 2$ (case 2.2 above). The new question is, if there exist always nontrivial words formed only of two letters with a given total complexity. The answer is yes anew. We must prove this only for the numbers of the form $4h + 2$. If $C = 4h + 2$ and $C \geq 34$, we use the followings:

$$\begin{aligned} K(ab^{k-7}abbabb) &= 8k - 46, & \text{for } k \geq 10, \\ K(ab^{k-7}ababba) &= 8k - 42, & \text{for } k \geq 10. \end{aligned}$$

If $h = 2s$, then $8k - 46 = 4h + 2$ gives $k = s + 6$, and the word $ab^{k-7}abbabb$ has total complexity $4h + 2$.

If $h = 2s + 1$, then $8k - 42 = 4h + 2$ gives $k = s + 6$, and the word $ab^{k-7}ababba$ has total complexity $4h + 2$. For $C < 34$ only 14, 26 and 30 are feasible. The word ab^4a has total complexity 14, ab^6a has 26, and ab^5aba 30. Easily it can be proved, using a tree, that for 6, 10, 18 and 22 such words does not exist. Then the following theorem is true.

Theorem 26.21 *If C is a natural number different from 1, 2, 4, 6, 10, 18 and 22, then there exists a nontrivial word formed only of two letters, with the given total complexity C .*

The existence of a word with a given length and total complexity is not always assured, as we will prove in what follows.

In relation with the second problem a new one arises: How many words of length n and complexity C there exist? For small n this problem can be studied exhaustively. Let A be of n letters, and let us consider all words of length n over A . By a computer program we have got Figure 26.10, which contains the frequency of words with given

$n = 2$

C	2	3
$\phi_n(C)$	2	2

$n = 3$

C	3	4	5	6
$\phi_n(C)$	3	0	18	6

$n = 4$

C	4	5	6	7	8	9	10
$\phi_n(C)$	4	0	0	36	48	144	24

$n = 5$

C	5	6	7	8	9	10	11	12	13	14	15
$\phi_n(C)$	5	0	0	0	60	0	200	400	1140	1200	120

$n = 6$

C	6	7	8	9	10	11	12	13
$\phi_n(C)$	6	0	0	0	0	90	0	0
C	14	15	16	17	18	19	20	21
$\phi_n(C)$	300	990	270	5400	8280	19800	10800	720

Figure 26.10 Frequency of words with given total complexity

length and total complexity.

Let $|A| = n$ and let $\phi_n(C)$ denote the frequency of the words of length n over A having a complexity C . Then we have the following easy to prove results:

$$\phi_n(C) = 0, \quad \text{if } C < n \text{ or } C > \frac{n(n+1)}{2},$$

$$\phi_n(n) = n,$$

$$\phi_n(2n-1) = 3n(n-1),$$

$$\phi_n\left(\frac{n(n+1)}{2} - 1\right) = \frac{n(n-1)n!}{2},$$

$$\phi_n\left(\frac{n(n+1)}{2}\right) = n!$$

As regards the distribution of the frequency 0, the following are true:

If $C = n + 1, n + 2, \dots, 2n - 2$, then $\phi_n(C) = 0$.

If $C = 2n, 2n + 1, \dots, 3n - 5$, then $\phi_n(C) = 0$.

The question is, if there exists a value from which up to $\frac{n(n+1)}{2}$ no more 0 frequency exist. The answer is positive. Let us denote by b_n the least number between n and $n(n+1)/2$ for which

$$\phi_n(C) \neq 0 \text{ for all } C \text{ with } b_n \leq C \leq \frac{n(n+1)}{2}.$$

The number b_n exists for any n (in the worst case it may be equal to $n(n+1)/2$):

Theorem 26.22 *If $\ell \geq 2$, $0 \leq i \leq \ell$, $n = \frac{\ell(\ell+1)}{2} + 2 + i$, then*

$$b_n = \frac{\ell(\ell^2 - 1)}{2} + 3\ell + 2 + i(\ell + 1).$$

26.2. Generalized complexity measures

As we have seen in the previous section, a contiguous part of a word (obtained by erasing a prefix or/and a suffix) is a **subword** or **factor**. If we eliminate arbitrary letters from a word, what is obtained is a **scattered subword**, sometimes called **subsequence**. Special scattered subwords, in which the consecutive letters are at distance at least d_1 and at most d_2 in the original word, are called (d_1, d_2) -**subwords**. More formally we give the following definition.

Let $n, d_1 \leq d_2, s$ be positive integers, and let $u = x_1x_2 \dots x_n \in A^n$ be a word over the alphabet A . The word $v = x_{i_1}x_{i_2} \dots x_{i_s}$, where

$$\begin{aligned} i_1 &\geq 1, \\ d_1 &\leq i_{j+1} - i_j \leq d_2, \text{ for } j = 1, 2, \dots, s - 1, \\ i_s &\leq n, \end{aligned}$$

is a (d_1, d_2) -**subword** of length s of u .

For example the $(2, 4)$ -subwords of $aabcade$ are: $a, ab, ac, aba, aa, acd, abd, aae, abae, ace, abe, ad, b, ba, bd, bae, be, c, cd, ce, ae, d, e$.

The number of different (d_1, d_2) -subwords of a word u is called (d_1, d_2) -**complexity** and is denoted by $C_u(d_1, d_2)$.

For example, if $u = aabcade$, then $C_u(2, 4) = 23$.

26.2.1. Rainbow words

Words with pairwise different letters are called **rainbow words**. The (d_1, d_2) -complexity of a rainbow word of length n does not depend on what letters it contains, and is denoted by $C(n; d_1, d_2)$.

To compute the (d_1, d_2) -complexity of a rainbow word of length n , let us consider the word $a_1a_2 \dots a_n$ (if $i \neq j$, then $a_i \neq a_j$) and the corresponding digraph $G = (V, E)$, with

$$V = \{a_1, a_2, \dots, a_n\},$$

$$E = \{(a_i, a_j) \mid d_1 \leq j - i \leq d_2, i = 1, 2, \dots, n, j = 1, 2, \dots, n\}.$$

For $n = 6, d_1 = 2, d_2 = 4$ see Figure 26.11.

The adjacency matrix $A = (a_{ij})_{\substack{i=1, \dots, n \\ j=1, \dots, n}}$ of the graph is defined by:

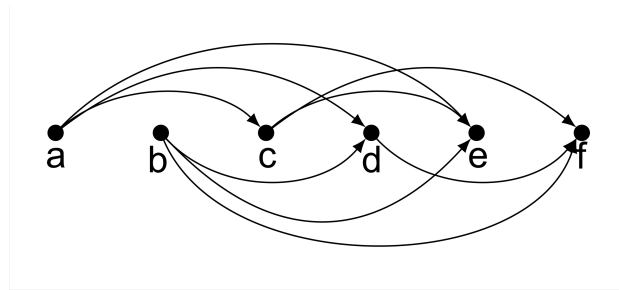


Figure 26.11 Graph for $(2, 4)$ -subwords when $n = 6$.

$$a_{ij} = \begin{cases} 1, & \text{if } d_1 \leq j - i \leq d_2, \\ 0, & \text{otherwise,} \end{cases} \quad \text{for } i = 1, 2, \dots, n, j = 1, 2, \dots, n.$$

Because the graph has no directed cycles, the entry in row i and column j in A^k (where $A^k = A^{k-1}A$, with $A^1 = A$) will represent the number of k -length directed paths from a_i to a_j . If A^0 is the identity matrix (with entries equal to 1 only on the first diagonal, and 0 otherwise), let us define the matrix $R = (r_{ij})$:

$$R = A^0 + A + A^2 + \dots + A^k, \text{ where } A^{k+1} = O \text{ (the null matrix).}$$

The (d_1, d_2) -complexity of a rainbow word is then

$$C(n; d_1, d_2) = \sum_{i=1}^n \sum_{j=1}^n r_{ij}.$$

The matrix R can be better computed using a variant of the well-known Warshall algorithm:

WARSHALL (A, n)

```

1   $W \leftarrow A$ 
2  for  $k \leftarrow 1$  to  $n$ 
3      do for  $i \leftarrow 1$  to  $n$ 
4          do for  $j \leftarrow 1$  to  $n$ 
5              do  $w_{ij} \leftarrow w_{ij} + w_{ik}w_{kj}$ 
6  return  $W$ 
```

From W we obtain easily $R = A^0 + W$. The time complexity of this algorithm is $\Theta(n^3)$.

For example let us consider the graph in Figure 26.11. The corresponding adjacency matrix is:

$n = 6$						$n = 7$						
$d_1 \backslash d_2$	1	2	3	4	5	$d_1 \backslash d_2$	1	2	3	4	5	6
1	21	46	58	62	63	1	28	79	110	122	126	127
2	-	12	17	19	20	2	-	16	25	30	32	33
3	-	-	9	11	12	3	-	-	12	15	17	18
4	-	-	-	8	9	4	-	-	-	10	12	13
5	-	-	-	-	7	5	-	-	-	-	9	10
						6	-	-	-	-	-	8

Figure 26.12 (d_1, d_2) -complexity for rainbow words of length 6 and 7.

$$A = \begin{pmatrix} 0 & 0 & 1 & 1 & 1 & 0 \\ 0 & 0 & 0 & 1 & 1 & 1 \\ 0 & 0 & 0 & 0 & 1 & 1 \\ 0 & 0 & 0 & 0 & 0 & 1 \\ 0 & 0 & 0 & 0 & 0 & 0 \\ 0 & 0 & 0 & 0 & 0 & 0 \end{pmatrix}.$$

After applying the Warshall algorithm:

$$W = \begin{pmatrix} 0 & 0 & 1 & 1 & 2 & 2 \\ 0 & 0 & 0 & 1 & 1 & 2 \\ 0 & 0 & 0 & 0 & 1 & 1 \\ 0 & 0 & 0 & 0 & 0 & 1 \\ 0 & 0 & 0 & 0 & 0 & 0 \\ 0 & 0 & 0 & 0 & 0 & 0 \end{pmatrix}, \quad R = \begin{pmatrix} 1 & 0 & 1 & 1 & 2 & 2 \\ 0 & 1 & 0 & 1 & 1 & 2 \\ 0 & 0 & 1 & 0 & 1 & 1 \\ 0 & 0 & 0 & 1 & 0 & 1 \\ 0 & 0 & 0 & 0 & 1 & 0 \\ 0 & 0 & 0 & 0 & 0 & 1 \end{pmatrix},$$

and then $C(6; 2, 4) = 19$, the sum of entries in R .

The Warshall algorithm combined with the Latin square method can be used to obtain all nontrivial (with length at least 2) (d_1, d_2) -subwords of a given rainbow word $a_1 a_2 \dots a_n$ of length n . Let us consider a matrix \mathcal{A} with the elements A_{ij} which are set of words. Initially this matrix is defined as

$$A_{ij} = \begin{cases} \{a_i a_j\}, & \text{if } d_1 \leq j - i \leq d_2, \\ \emptyset, & \text{otherwise,} \end{cases} \quad \text{for } i = 1, 2, \dots, n, j = 1, 2, \dots, n.$$

If \mathcal{A} and \mathcal{B} are sets of words, $\mathcal{A}\mathcal{B}$ will be formed by the set of concatenation of each word from \mathcal{A} with each word from \mathcal{B} :

$$\mathcal{A}\mathcal{B} = \{ab \mid a \in \mathcal{A}, b \in \mathcal{B}\}.$$

If $s = s_1 s_2 \dots s_p$ is a word, let us denote by $'s$ the word obtained from s by erasing the first character: $'s = s_2 s_3 \dots s_p$. Let us denote by $'A_{ij}$ the set A_{ij} in which we

erase from each element the first character. In this case \mathcal{A} is a matrix with entries A_{ij} .

Starting with the matrix \mathcal{A} defined as before, the algorithm to obtain all non-trivial (d_1, d_2) -subwords is the following:

WARSHALL-LATIN(\mathcal{A}, n)

```

1  $\mathcal{W} \leftarrow \mathcal{A}$ 
2 for  $k \leftarrow 1$  to  $n$ 
3   do for  $i \leftarrow 1$  to  $n$ 
4     do for  $j \leftarrow 1$  to  $n$ 
5       do if  $W_{ik} \neq \emptyset$  and  $W_{kj} \neq \emptyset$ 
6         then  $W_{ij} \leftarrow W_{ij} \cup W_{ik} W_{kj}$ 
7 return  $\mathcal{W}$ 

```

The set of nontrivial (d_1, d_2) -subwords is $\bigcup_{i,j \in \{1,2,\dots,n\}} W_{ij}$. The time complexity

is also $\Theta(n^3)$.

For $n = 7, d_1 = 2, d_2 = 4$, the initial matrix is:

$$\mathcal{A} = \begin{pmatrix}
 \emptyset & \emptyset & \{ac\} & \{ad\} & \{ae\} & \emptyset & \emptyset \\
 \emptyset & \emptyset & \emptyset & \{bd\} & \{be\} & \{bf\} & \emptyset \\
 \emptyset & \emptyset & \emptyset & \emptyset & \{ce\} & \{cf\} & \{cg\} \\
 \emptyset & \emptyset & \emptyset & \emptyset & \emptyset & \{df\} & \{dg\} \\
 \emptyset & \emptyset & \emptyset & \emptyset & \emptyset & \emptyset & \{eg\} \\
 \emptyset & \emptyset & \emptyset & \emptyset & \emptyset & \emptyset & \emptyset \\
 \emptyset & \emptyset & \emptyset & \emptyset & \emptyset & \emptyset & \emptyset \\
 \emptyset & \emptyset & \emptyset & \emptyset & \emptyset & \emptyset & \emptyset
 \end{pmatrix},$$

and

$$\mathcal{W} = \begin{pmatrix}
 \emptyset & \emptyset & \{ac\} & \{ad\} & \{ace, ae\} & \{adf, acf\} & \{aeg, aceg, adg, acg\} \\
 \emptyset & \emptyset & \emptyset & \{bd\} & \{be\} & \{bdf, bf\} & \{beg, bdg\} \\
 \emptyset & \emptyset & \emptyset & \emptyset & \{ce\} & \{cf\} & \{ceg, cg\} \\
 \emptyset & \emptyset & \emptyset & \emptyset & \emptyset & \{df\} & \{dg\} \\
 \emptyset & \emptyset & \emptyset & \emptyset & \emptyset & \emptyset & \{eg\} \\
 \emptyset & \emptyset & \emptyset & \emptyset & \emptyset & \emptyset & \emptyset \\
 \emptyset & \emptyset & \emptyset & \emptyset & \emptyset & \emptyset & \emptyset
 \end{pmatrix}.$$

Counting the one-letter subwords too, we obtain $C(7; 2, 4) = 30$.

The case $d_1 = 1$ In this case instead of d_2 we will use d . For a rainbow word, $a_{i,d}$ we will denote the number of $(1, d)$ -subwords which finish at the position i . For $i = 1, 2, \dots, n$

$$a_{i,d} = 1 + a_{i-1,d} + a_{i-2,d} + \dots + a_{i-d,d}. \tag{26.1}$$

For simplicity, let us denote $C(n; 1, d)$ by $N(n, d)$. The $(1, d)$ -complexity of a rainbow word can be obtained by the formula

$$N(n, d) = \sum_{i=1}^n a_{i,d}.$$

Because of (26.1) we can write in the case of $d \geq 2$

$$a_{i,d} + \frac{1}{d-1} = \left(a_{i-1,d} + \frac{1}{d-1} \right) + \cdots + \left(a_{i-d,d} + \frac{1}{d-1} \right).$$

Denoting

$$b_{i,d} = a_{i,d} + \frac{1}{d-1}, \quad \text{and} \quad c_{i,d} = (d-1)b_{i,d},$$

we get

$$c_{i,d} = c_{i-1,d} + c_{i-2,d} + \cdots + c_{i-d,d},$$

and the sequence $c_{i,d}$ is one of Fibonacci-type. For any d we have $a_{1,d} = 1$ and from this $c_{1,d} = d$ results. Therefore the numbers $c_{i,d}$ are defined by the following recurrence equations:

$$\begin{aligned} c_{n,d} &= c_{n-1,d} + c_{n-2,d} + \cdots + c_{n-d,d}, & \text{for } n > 0, \\ c_{n,d} &= 1, & \text{for } n \leq 0. \end{aligned}$$

These numbers can be generated by the following generating function:

$$\begin{aligned} F_d(z) &= \sum_{n \geq 0} c_{n,d} z^n = \frac{1 + (d-2)z - z^2 - \dots - z^d}{1 - 2z + z^{d+1}} \\ &= \frac{1 + (d-3)z - (d-1)z^2 + z^{d+1}}{(1-z)(1-2z+z^{d+1})}. \end{aligned}$$

The $(1, d)$ -complexity $N(n, d)$ can be expressed with these numbers $c_{n,d}$ by the following formula:

$$N(n, d) = \frac{1}{d-1} \left(\sum_{i=1}^n c_{i,d} - n \right), \quad \text{for } d > 1,$$

and

$$N(n, 1) = \frac{n(n+1)}{2},$$

or

$$N(n, d) = N(n-1, d) + \frac{1}{d-1} (c_{n,d} - 1), \quad \text{for } d > 1, \quad n > 1.$$

If $d = 2$ then

$$F_2(z) = \frac{1 - z^2}{1 - 2z + z^3} = \frac{1 + z}{1 - z - z^2} = \frac{F(z)}{z} + F(z),$$

where $F(z)$ is the generating function of the Fibonacci numbers F_n (with $F_0 = 0$, $F_1 = 1$). Then, from this formula we have

$$c_{n,2} = F_{n+1} + F_n = F_{n+2},$$

and

$$N(n, 2) = \sum_{i=1}^n F_{i+2} - n = F_{n+4} - n - 3.$$

Figure 26.13 contains the values of $N(n, d)$ for $k \leq 10$ and $d \leq 10$.

$$N(n, d) = 2^n - 1, \quad \text{for any } d \geq n - 1.$$

The following theorem gives the value of $N(n, d)$ in the case $n \geq 2d - 2$:

Theorem 26.23 For $n \geq 2d - 2$ we have

$$N(n, n-d) = 2^n - (d-2) \cdot 2^{d-1} - 2.$$

$n \setminus d$	1	2	3	4	5	6	7	8	9	10
1	1	1	1	1	1	1	1	1	1	1
2	3	3	3	3	3	3	3	3	3	3
3	6	7	7	7	7	7	7	7	7	7
4	10	14	15	15	15	15	15	15	15	15
5	15	26	30	31	31	31	31	31	31	31
6	21	46	58	62	63	63	63	63	63	63
7	28	79	110	122	126	127	127	127	127	127
8	36	133	206	238	250	254	255	255	255	255
9	45	221	383	464	494	506	510	511	511	511
10	55	364	709	894	974	1006	1018	1022	1023	1023

Figure 26.13 The $(1, d)$ -complexity of words of length n

The main step in the proof is based on the formula

$$N(n, n - d - 1) = N(n, n - d) - d \cdot 2^{d-1}.$$

The value of $N(n, d)$ can be also obtained by computing the number of sequences of length k of 0's and 1's, with no more than $d - 1$ adjacent zeros. In such a sequence one 1 represents the presence, one 0 does the absence of a letter of the word in a given $(1, d)$ -subword. Let $b_{n,d}$ denote the number of n -length sequences of zeros and ones, in which the first and last position is 1, and the number of adjacent zeros is at most $d - 1$. Then it can be proved easily that

$$\begin{aligned} b_{n,d} &= b_{n-1,d} + b_{n-2,d} + \dots + b_{n-d,d}, \text{ for } k > 1, \\ b_{1,d} &= 1, \\ b_{n,d} &= 0, \text{ for all } n \leq 0, \end{aligned}$$

because any such sequence of length $n - i$ ($i = 1, 2, \dots, d$) can be continued in order to obtain a similar sequence of length n in only one way (by adding a sequence of the form $0^{i-1}1$ on the right). For $b_{n,d}$ the following formula also can be derived:

$$b_{n,d} = 2b_{n-1,d} - b_{n-1-d,d}.$$

If we add one 1 or 0 at an internal position (e.g at the $(n - 2)^{th}$ position) of each $b_{n-1,d}$ sequences, then we obtain $2b_{n-1,d}$ sequences of length n , but from these, $b_{n-1-d,d}$ sequences will have d adjacent zeros.

The generating function corresponding to $b_{n,d}$ is

$$B_d(z) = \sum_{n \geq 0} b_{n,d} z^n = \frac{z}{1 - z \dots - z^d} = \frac{z(1 - z)}{1 - 2z + z^{d+1}}.$$

By adding zeros on the left and/or on the right to these sequences, we can obtain the number $N(k, d)$, as the number of all these sequences. Thus

$$N(k, d) = b_{k,d} + 2b_{k-1,d} + 3b_{k-2,d} + \dots + kb_{1,d}.$$

(i zeros can be added in $i + 1$ ways to these sequences: 0 on the left and i on the right, 1 on the left and $i - 1$ on the right, and so on).

From the above formula, the generating function corresponding to the complexities $N(k, d)$ can be obtained as a product of the two generating functions $B_d(z)$ and $A(z) = \sum_{n \geq 0} nz^n = 1/(1 - z)^2$, thus:

$$N_d(z) = \sum_{n \geq 0} N(n, d)z^n = \frac{z}{(1 - z)(1 - 2z + z^{d+1})}.$$

The case $d_2 = n - 1$ In the sequel instead of d_1 we will use d . In this case the distance between two letters picked up to be neighbours in a subword is at least d .

Let us denote by $b_{n,d}(i)$ the number of $(d, n - 1)$ -subwords which begin at the position i in a rainbow word of length n . Using our previous example ($abcdef$), we can see that $b_{6,2}(1) = 8$, $b_{6,2}(2) = 5$, $b_{6,2}(3) = 3$, $b_{6,2}(4) = 2$, $b_{6,2}(5) = 1$, and $b_{6,2}(6) = 1$.

The following formula immediately results:

$$b_{n,d}(i) = 1 + b_{n,d}(i+d) + b_{n,d}(i+d+1) + \dots + b_{n,d}(n), \quad (26.2)$$

for $n > d$, and $1 \leq i \leq n - d$,

$$b_{n,d}(1) = 1 \text{ for } n \leq d.$$

For simplicity, $C(n; d, n)$ will be denoted by $K(n, d)$.

The $(d, n - 1)$ -complexity of rainbow words can be computed by the formula:

$$K(n, d) = \sum_{i=1}^n b_{n,d}(i). \quad (26.3)$$

This can be expressed also as

$$K(n, d) = \sum_{k=1}^n b_{k,d}(1), \quad (26.4)$$

because of the formula

$$K(n + 1, d) = K(n, d) + b_{n+1,d}(1).$$

In the case $d = 1$ the complexity $K(n, 1)$ can be computed easily: $K(n, 1) = 2^n - 1$.

From (26.2) we get the following algorithm for the computation of $b_{n,d}(i)$. The numbers $b_{n,d}(k)$ ($k = 1, 2, \dots$) for a given n and d are obtained in the array $b = (b_1, b_2, \dots)$. Initially all these elements are equal to -1 . The call for the given n and d and the desired i is:

$n \backslash d$	1	2	3	4	5	6	7	8	9	10	11
1	1	1	1	1	1	1	1	1	1	1	1
2	3	2	2	2	2	2	2	2	2	2	2
3	7	4	3	3	3	3	3	3	3	3	3
4	15	7	5	4	4	4	4	4	4	4	4
5	31	12	8	6	5	5	5	5	5	5	5
6	63	20	12	9	7	6	6	6	6	6	6
7	127	33	18	13	10	8	7	7	7	7	7
8	255	54	27	18	14	11	9	8	8	8	8
9	511	88	40	25	19	15	12	10	9	9	9
10	1023	143	59	35	25	20	16	13	11	10	10
11	2047	232	87	49	33	26	21	17	14	12	11
12	4095	376	128	68	44	33	27	22	18	15	13

Figure 26.14 Values of $K(n, d)$.

```

Input  $(n, d, i)$ 
for  $k \leftarrow 1$  to  $n$ 
    do  $b_k \leftarrow -1$ 
 $B(n, d, i)$ 
Output  $b_1, b_2, \dots, b_n$ 
    
```

▷ Array b is a global one.

The recursive algorithm is the following:

```

 $B(n, d, i)$ 
1  $p \leftarrow 1$ 
2 for  $k \leftarrow i + d$  to  $n$ 
3     do if  $b_k = -1$ 
4         then  $B(n, d, k)$ 
5          $p \leftarrow p + b_k$ 
6  $b_i \leftarrow p$ 
7 return
    
```

This algorithm is a linear one.

If the call is $B(8, 2, 1)$, the elements will be obtained in the following order: $b_7 = 1, b_8 = 1, b_5 = 3, b_6 = 2, b_3 = 8, b_4 = 5$, and $b_1 = 21$.

Lemma 26.24 $b_{n,2}(1) = F_n$, where F_n is the n th Fibonacci number.

Proof Let us consider a rainbow word $a_1 a_2 \dots a_n$ and let us count all its $(2, n - 1)$ -subwords which begin with a_2 . If we change a_2 for a_1 in each $(2, n - 1)$ -subword which begin with a_2 , we obtain $(2, n - 1)$ -subwords too. If we add a_1 in front of each $(2, n - 1)$ -subword which begin with a_3 , we obtain $(2, n - 1)$ -subwords too. Thus

$$b_{n,2}(1) = b_{n-1,2}(1) + b_{n-2,2}(1).$$

So $b_{n,2}(1)$ is a Fibonacci number, and because $b_{1,2}(1) = 1$, we obtain that $b_{n,2}(1) = F_n$. ■

Theorem 26.25 $K(n, 2) = F_{n+2} - 1$, where F_n is the n th Fibonacci number.

Proof From equation (26.4) and Lemma 26.24:

$$\begin{aligned} K(n, 2) &= b_{1,2}(1) + b_{2,2}(1) + b_{3,2}(1) + b_{4,2}(1) + \cdots + b_{n,2}(1) \\ &= F_1 + F_2 + \cdots + F_n \\ &= F_{n+2} - 1. \end{aligned}$$

If we use the notation $M_{n,d} = b_{n,d}(1)$, because of the formula

$$b_{n,d}(1) = b_{n-1,d}(1) + b_{n-d,d}(1),$$

a generalized middle sequence will be obtained:

$$\begin{aligned} M_{n,d} &= M_{n-1,d} + M_{n-d,d}, \quad \text{for } n \geq d \geq 2, \\ M_{0,d} &= 0, M_{1,n} = 1, \dots, M_{d-1,d} = 1. \end{aligned} \tag{26.5}$$

Let us call this sequence ***d-middle sequence***. Because of the equality $M_{n,2} = F_n$, the d -middle sequence can be considered as a generalization of the Fibonacci sequence.

Then next linear algorithm computes $M_{n,d}$, by using an array M_0, M_1, \dots, M_{d-1} to store the necessary previous elements:

MIDDLE(n, d)

```

1  $M_0 \leftarrow 0$ 
2 for  $i \leftarrow 1$  to  $d - 1$ 
3   do  $M_i \leftarrow 1$ 
4 for  $i \leftarrow d$  to  $n$ 
5   do  $M_{i \bmod d} \leftarrow M_{(i-1) \bmod d} + M_{(i-d) \bmod d}$ 
6     print  $M_{i \bmod d}$ 
7 return
```

Using the generating function $M_d(z) = \sum_{n \geq 0} M_{n,d} z^n$, the following closed formula

can be obtained:

$$M_d(z) = \frac{z}{1 - z - z^d}. \tag{26.6}$$

This can be used to compute the sum $s_{n,d} = \sum_{n=1}^n M_{i,d}$, which is the coefficient of

z^{n+d} in the expansion of the function

$$\frac{z^d}{1 - z - z^d} \cdot \frac{1}{1 - z} = \frac{z^d}{1 - z - z^d} + \frac{z}{1 - z - z^d} - \frac{z}{1 - z}.$$

So $s_{n,d} = M_{n+(d-1),d} + M_{n,d} - 1 = M_{n+d,d} - 1$. Therefore

$$\sum_{i=1}^n M_{i,d} = M_{n+d,d} - 1. \tag{26.7}$$

Theorem 26.26 $K(n, d) = M_{n+d,d} - 1$, where $n > d$ and $M_{n,d}$ is the n th elements of d -middle sequence.

Proof The proof is similar to that in Theorem 26.25 taking into account the equation (26.7). ■

Theorem 26.27 $K(n, d) = \sum_{k \geq 0} \binom{n - (d-1)k}{k+1}$, for $n \geq 2, d \geq 1$.

Proof Let us consider the generating function $G(z) = \frac{1}{1-z} = 1 + z + z^2 + \dots$. Then, taking into account the equation (26.6) we obtain $M_d(z) = zG(z + z^d) = z + z(z + z^d) + z(z + z^d)^2 + \dots + z(z + z^d)^i + \dots$. The general term in this expansion is equal to

$$z^{i+1} \sum_{k=1}^i \binom{i}{k} z^{(d-1)k},$$

and the coefficient of z^{n+1} is equal to

$$\sum_{k \geq 0} \binom{n - (d-1)k}{k}.$$

The coefficient of z^{n+d} is

$$M_{n+d,d} = \sum_{k \geq 0} \binom{n + d - 1 - (d-1)k}{k}. \tag{26.8}$$

By Theorem 26.26 $K(n, d) = M_{n+d,d} - 1$, and an easy computation yields

$$K(n, d) = \sum_{k \geq 0} \binom{n - (d-1)k}{k+1}. \span style="float: right;">■$$

26.2.2. General words

The algorithm WARSHALL-LATIN can be used for nonrainbow words too, with the remark that repeating subwords must be eliminated. For the word $aabbbaaa$ and $d_1 = 2$, $d_2 = 4$ the result is: $ab, abb, aba, abba, abaa, aa, aaa, bb, ba, bba, baa$, and with a and b we have $C_{aabbbaaa}(2, 4) = 13$.

26.3. Palindrome complexity

The *palindrome complexity function* pal_w of a finite or infinite word w attaches to each $n \in \mathbb{N}$ the number of palindrome subwords of length n in w , denoted by $\text{pal}_w(n)$.

The *total palindrome complexity* of a finite word $w \in A^*$ is equal to the number of all nonempty palindrome subwords of w , i.e.:

$$P(w) = \sum_{n=1}^{|w|} \text{pal}_w(n).$$

This is similar to the total complexity of words.

26.3.1. Palindromes in finite words

Theorem 26.28 *The total palindrome complexity $P(w)$ of any finite word w satisfies $P(w) \leq |w|$.*

Proof We proceed by induction on the length n of the word w . For $n = 1$ we have $P(w) = 1$.

We consider $n \geq 2$ and suppose that the assertion holds for all words of length $n - 1$. Let $w = a_1 a_2 \dots a_n$ be a word of length n and $u = a_1 a_2 \dots a_{n-1}$ its prefix of length $n - 1$. By the induction hypothesis it is true that $P(u) \leq n - 1$.

If $a_n \neq a_j$ for each $j \in \{1, 2, \dots, n - 1\}$, the only palindrome in w which is not in u is a_n , hence $P(w) = P(u) + 1 \leq n$.

If there is an index j , $1 \leq j \leq n - 1$ such that $a_n = a_j$, then $P(w) > P(u)$ and only if w has suffixes which are palindromes. Let us suppose that there are at least two such suffixes $a_i a_{i+1} \dots a_n$ and $a_{i+k} a_{i+k+1} \dots a_n$, $1 \leq k \leq n - i$, which are palindromes. It follows that

$$\begin{aligned} a_i &= a_n = a_{i+k} \\ a_{i+1} &= a_{n-1} = a_{i+k+1} \\ &\dots \\ a_{n-k} &= a_{i+k} = a_n, \end{aligned}$$

hence $a_{i+k} \dots a_n = a_i \dots a_{n-k}$. The last palindrome appears in u (because of $k \geq 1$) and has been already counted in $P(u)$. It follows that $P(w) \leq P(u) + 1 \leq n$. ■

This result shows that the total number of palindromes in a word cannot be larger than the length of that word. We examine now if there are words which are ‘poor’ in palindromes. In the next lemma we construct finite words w_n of arbitrary length $n \geq 9$, which contain precisely 8 palindromes.

Let us denote by $w^{\frac{p}{q}}$ the fractional power of the word w of length q , which is the prefix of length p of w^p .

Lemma 26.29 *If $w_n = (001011)^{\frac{n}{6}}$, $n \geq 9$, then $P(w_n) = 8$.*

Proof In w_n there are the following palindromes: 0, 1, 00, 11, 010, 101, 0110, 1001. Because 010 and 101 are situated in w_n between 0 on the left and 1 on the right, these cannot be continued to obtain any palindromes. The same is true for 1001 and 0110, which are situated between 1 on the left and 0 on the right, excepting the cases when 1001 is a suffix. So, there are no other palindromes in w_n . ■

Remark 26.30 *If u is a circular permutation of 001011 and $n \geq 9$ then $P(u^{\frac{n}{6}}) = 8$ too. Because we can interchange 0 with 1, for any n there will be at least 12 words of length n with total complexity equal to 8.*

We shall give now, beside the upper delimitation from Theorem 26.28, lower bounds for the number of palindromes contained in finite binary words. (In the trivial case of a 1-letter alphabet it is obvious that, for any word w , $P(w) = |w|$.)

Theorem 26.31 *If w is a finite word of length n on a 2-letter alphabet, then*

$$\begin{aligned} P(w) &= n, & \text{for } 1 \leq n \leq 7, \\ 7 \leq P(w) &\leq 8, & \text{for } n = 8, \\ 8 \leq P(w) &\leq n, & \text{for } n \geq 9. \end{aligned}$$

Proof Up to 8 the computation can be made by a computer program. For $n \geq 9$, Lemma 26.29 gives words v_n for which $P(v_n) = 8$. The maximum value is obtained for words of the form a^n , $a \in A$, $n \in \mathbf{N}$. ■

Remark 26.32 *For all the short binary words (up to $|w| = 7$), the palindrome complexity takes the maximum possible value given in Theorem 26.28; from the words with $|w| = 8$, only four (out of 2^8) have $P(w) = 7$, namely 00110100, 00101100 and their complemented words.*

In the following lemmas we construct binary words which have a given total palindrome complexity greater than or equal to 8.

Lemma 26.33 *If $u_{k,\ell} = 0^k 10110^\ell 1$ for $k \geq 2$ and $1 \leq \ell \leq k - 1$, then $P(u_{k,\ell}) = k + 6$.*

Proof In the prefix of length k of $u_{k,\ell}$ there are always k palindromes $(1, \dots, 1^k)$. The other palindromes different from these are 1, 11, 010, 101, 0110 and $10^\ell 1$ (for $\ell \geq 2$), respectively 101101 (for $\ell = 1$). In each case $P(u_{k,\ell}) = k + 6$. ■

Lemma 26.34 If $v_{k,\ell} = (0^k 1011)^{\frac{k+\ell+5}{k+4}}$ for $k \geq 2$ and $k \leq \ell \leq n - k - 5$, then $P(v_{k,\ell}) = k + 6$.

Proof Since $\ell \geq k$, the prefix of $u_{k,j}$ is at least $0^k 10110^k 1$, which includes the palindromes $0, \dots, 0^k, 1, 11, 010, 101, 0110$ and $10^k 1$, hence $P(v_{k,\ell}) \geq k + 6$. The palindromes 010 and 101 are situated between 0 and 1 , while 0110 and $10^k 1$ are between 1 and 0 (excepting the cases when they are suffixes), no matter how large is ℓ . It follows that $v_{k,\ell}$ contains no other palindromes, hence $P(v_{k,\ell}) = k + 6$. ■

Remark 26.35 If $k = 2$, then the word $v_{2,\ell}$ is equal to $w_{\ell+7}$, with w_n defined in Lemma 26.29.

We can determine now precisely the image of the restriction of the palindrome complexity function to A^n , $n \geq 1$.

Theorem 26.36 Let A be a binary alphabet. Then

$$P(A^n) = \begin{cases} \{n\}, & \text{for } 1 \leq n \leq 7, \\ \{7, 8\}, & \text{for } n = 8, \\ \{8, \dots, n\}, & \text{for } n \geq 9. \end{cases}$$

Proof Having in mind the result in Theorem 26.31, we have to prove only that for each n and i so that $8 \leq i \leq n$, there exists always a binary word $w_{n,i}$ of length n for which the total palindrome complexity is $P(w_{n,i}) = i$. Let n and i be given so that $8 \leq i \leq n$. We denote $k = i - 6 \geq 2$ and $\ell = n - k - 5$.

If $\ell \leq k - 1$, we take $w_{n,i} = u_{k,\ell}$ (from Lemma 26.33); if $\ell \geq k$, $w_{n,i} = v_{k,\ell}$ (from Lemma 26.34). It follows that $|w_{n,i}| = n$ and $P(w_{n,i}) = k + 6 = i$. ■

Example 26.2 Let us consider $n = 25$ and $i = 15$. Then $k = 15 - 6 = 9$, $\ell = 26 - 15 = 11$.

Because $\ell > k - 1$, we use $v_{9,11} = (0^9 1011)^{\frac{25}{13}} = 0^9 10110^9 101$, whose total palindrome complexity is 15.

We give similar results for the case of alphabets with $q \geq 3$ letters.

Theorem 26.37 If w is a finite word of length n over a q -letter ($q \geq 3$) alphabet, then

$$\begin{aligned} P(w) &= n, & \text{for } n \in \{1, 2\}, \\ 3 \leq P(w) &\leq n, & \text{for } n \geq 3. \end{aligned}$$

Proof For $n \in \{1, 2\}$ it can be checked directly. Let us consider now $n \geq 3$ and a word of length at least 3. If this is a trivial word (containing only one letter n times), its total palindrome complexity is $n \geq 3$. If in the word there appear exactly two letters a_1 and a_2 , it will have as palindromes those two letters and at least one of $a_1^2, a_2^2, a_1 a_2 a_1$ or $a_2 a_1 a_2$, hence again $P(w) \geq 3$. If the word contains a third letter, then obviously $P(w) \geq 3$. So, the total complexity cannot be less than 3. ■

Theorem 26.38 *Let A be a q -letter ($q \geq 3$) alphabet. Then for*

$$P(A^n) = \begin{cases} \{n\}, & \text{for } 1 \leq n \leq 2, \\ \{3, \dots, n\}, & \text{for } n \geq 3. \end{cases}$$

Proof It remains to prove that for each n and i so that $3 \leq i \leq n$, there exists always a word $w_{n,i}$ of length n , for which the total palindrome complexity is $P(w_{n,i}) = i$. Such a word is $w_{n,i} = a_1^{i-3}(a_1a_2a_3)^{\frac{n-i+3}{3}}$, which has $i - 2$ palindromes in its prefix of length $i - 2$, and other two palindromes a_2 and a_3 in what follows. ■

26.3.2. Palindromes in infinite words

Sturmian words The number of palindromes in the infinite Sturmian words is given by the following theorem.

Theorem 26.39 *If u is an infinite Sturmian word, then*

$$\text{pal}_u(n) = \begin{cases} 1, & \text{if } n \text{ is even,} \\ 2, & \text{if } n \text{ is odd.} \end{cases}$$

Power word Let us recall the power word as being
 $p = 01001100011100001111 \dots 0^n 1^n \dots$

Theorem 26.40 *The palindrome complexity of the power word p is*

$$\text{pal}_p(n) = 2 \left\lfloor \frac{n}{3} \right\rfloor + 1 + \varepsilon,$$

where

$$\varepsilon = \begin{cases} 0, & \text{if } n \text{ divisible by } 3, \\ 1, & \text{otherwise.} \end{cases}$$

Proof There exist the following cases:

Case $n = 3k$. Palindrome subwords are:

$$\begin{aligned} 0^i 1^{3k-2i} 0^i & \text{ for } i = 0, 1, \dots, k, \\ 1^i 0^{3k-2i} 1^i & \text{ for } i = 0, 1, \dots, k-1, \end{aligned} \quad \text{so } \text{pal}_p(3k) = 2k + 1.$$

Case $n = 3k + 1$. Palindrome subwords are:

$$\begin{aligned} 0^i 1^{3k+1-2i} 0^i & \text{ for } i = 0, 1, \dots, k, \\ 1^i 0^{3k+1-2i} 1^i & \text{ for } i = 0, 1, \dots, k, \end{aligned} \quad \text{so } \text{pal}_p(3k + 1) = 2k + 2.$$

Case $n = 3k + 2$. Palindrome subwords are:

$$\begin{aligned} 0^i 1^{3k+2-2i} 0^i & \text{ for } i = 0, 1, \dots, k, \\ 1^i 0^{3k+2-2i} 1^i & \text{ for } i = 0, 1, \dots, k, \end{aligned} \quad \text{so } \text{pal}_p(3k + 2) = 2k + 2. \quad \blacksquare$$

The palindrome subwords of the power word have the following properties:

- Every palindrome subword which contains both 0's and 1's occurs only once in the power word.
- If we use the notations $U_{iji} = 0^i 1^j 0^i$ and $V_{iji} = 1^i 0^j 1^i$ then there are the unique decompositions:

$$p = U_{111}U_{121}U_{232}U_{242}U_{353}U_{363} \dots U_{k,2k-1,k}U_{k,2k,k} \dots ,$$

$$p = 0V_{121}V_{232}V_{141}V_{353}V_{262}V_{474}V_{383} \dots V_{k+1,2k+1,k+1}V_{k,2k+2,k} \dots .$$

Champernowne word The Champernowne word is defined as the concatenation of consecutive binary written natural numbers:

$$c = 0\ 1\ 10\ 11\ 100\ 101\ 110\ 111\ 1000\ 1001\ 1010\ 1011\ 1100 \dots .$$

Theorem 26.41 *The palindrome complexity of the Champernowne word is*

$$\text{pal}_c(n) = 2^{\lfloor \frac{n}{2} \rfloor + \varepsilon},$$

where

$$\varepsilon = \begin{cases} 0, & \text{if } n \text{ is even,} \\ 1, & \text{if } n \text{ is odd.} \end{cases}$$

Proof Any palindrome w of length n can be continued as $0w0$ and $1w1$ to obtain palindromes of length $n + 2$. This theorem results from the following: $\text{pal}_c(1) = 2$, $\text{pal}_c(2) = 2$ and for $n \geq 1$ we have

$$\text{pal}_c(2n + 1) = 2\text{pal}_c(2n - 1),$$

$$\text{pal}_c(2n + 2) = 2\text{pal}_c(2n). \quad \blacksquare$$

The following algorithm generates all palindromes up to a given length of a Sturmian word beginning with the letter a , and generated by the morphism σ .

The idea is the following. If p is the least value for which $\sigma^p(a)$ and $\sigma^p(b)$ are both of odd length (such a p always exists), we consider conjugates⁶ of these words, which are palindromes (such conjugates always exists), and we define the following morphism:

$$\pi(a) = \text{conj}(\sigma^p(a)),$$

$$\pi(b) = \text{conj}(\sigma^p(b)),$$

where $\text{conj}(u)$ produces a conjugate of u , which is a palindrome.

The sequences $(\pi^n(a))_{n \geq 0}$ and $(\pi^n(b))_{n \geq 0}$ generate all odd length palindromes, and the sequence $(\pi^n(aa))_{n \geq 0}$ all even length palindromes.

If α is a word, then α' represents the word which is obtained from α by erasing its first and last letter. More generally, ${}^m\alpha^m$ is obtained from α by erasing its first m and last m letters.

⁶If $w = uv$ then vu is a conjugate of w .

STURMIAN-PALINDROMES(n)

```

1  if  $n$  is even
2  then  $n \leftarrow n - 1$ 
3  let  $p$  be the least value for which  $\sigma^p(a)$  and  $\sigma^p(b)$  are both of odd length
4  let define the morphism:  $\pi(a) = \text{conj}(\sigma^p(a))$  and  $\pi(b) = \text{conj}(\sigma^p(b))$ 
5   $\alpha \leftarrow a$ 
6  while  $|\alpha| < n$ 
7      do  $\alpha \leftarrow \pi(\alpha)$ 
8   $m \leftarrow (|\alpha| - n)/2$ 
9   $\alpha \leftarrow \alpha^m$ 
10  $\beta \leftarrow b$ 
11 while  $|\beta| < n$ 
12     do  $\beta \leftarrow \pi(\beta)$ 
13  $m \leftarrow (|\beta| - n)/2$ 
14  $\beta \leftarrow \beta^m$ 
15 repeat print  $\alpha, \beta$  ▷ Printing odd length palindromes.
16      $\alpha \leftarrow \alpha'$ 
17      $\beta \leftarrow \beta'$ 
18 until  $\alpha = \varepsilon$  and  $\beta = \varepsilon$ 
19  $\gamma \leftarrow aa$ 
20 while  $|\gamma| < n + 1$ 
21     do  $\gamma \leftarrow \pi(\gamma)$ 
22  $m \leftarrow (|\gamma| - n - 1)/2$ 
23  $\gamma \leftarrow \gamma^m$ 
24 repeat print  $\gamma$  ▷ Printing even length palindromes.
25      $\gamma \leftarrow \gamma'$ 
26 until  $\gamma = \varepsilon$ 

```

Because any substitution requires no more than cn steps, where c is a constant, the algorithm is a linear one.

In the case of the Fibonacci word the morphism σ is defined by

$$\sigma(a) = ab, \sigma(b) = a,$$

and because

$$\sigma(a) = ab, \sigma^2(a) = aba, \sigma^3(a) = abaab, |\sigma^3(a)| = |abaab| = 5,$$

$$\sigma(b) = a, \sigma^2(b) = ab, \sigma^3(b) = aba, |\sigma^3(b)| = |aba| = 3,$$

both being odd numbers, p will be equal to 3.

The word $abaab$ is not a palindrome, and for the morphism π we will use the adequate conjugate $ababa$, which is a palindrome.

In this case the morphism π is defined by

$$\pi(a) = ababa,$$

$$\pi(b) = aba.$$

For example, if $n = 14$, the following are obtained:

$$\pi^2(a) = ababa\ aba\ ababa\ aba\ ababa, \text{ and then } \alpha = aabaababaabaa,$$

$$\pi^2(b) = ababa\ aba\ ababa, \text{ and } \beta = ababaabaababa,$$

$$\pi^3(aa) = ababaabaababaabaababaabaababaabaababaabaababa, \text{ and}$$

$\gamma = baababaababaab.$

The odd palindromes obtained are:

<i>aabaababaabaa,</i>	<i>ababaabaababa,</i>
<i>abaababaaba,</i>	<i>babaabaabab,</i>
<i>baababaab,</i>	<i>abaabaaba,</i>
<i>aababaa,</i>	<i>baabaab,</i>
<i>ababa,</i>	<i>aabaa,</i>
<i>bab,</i>	<i>aba,</i>
<i>a,</i>	<i>b,</i>

The even palindromes obtained are:

<i>baababaababaab,</i>
<i>aababaababaa,</i>
<i>ababaababa,</i>
<i>babaabab,</i>
<i>abaaba,</i>
<i>baab,</i>
<i>aa.</i>

Problems

26-1 Generating function 1

Let $b_{n,d}$ denote the number of sequences of length n of zeros and ones, in which the first and last position is 1, and the number of adjacent zeros is at most $d - 1$. Prove that the generating function corresponding to $b_{n,d}$ is

$$B_d(z) = \sum_{n \geq 0} b_{n,d} z^n = \frac{z(1-z)}{1-2z+z^{d+1}}.$$

Hint. See Subsection 26.2.1.)

26-2 Generating function 2

Prove that the generating function of $N(n, d)$, the number of all $(1, d)$ -subwords of a rainbow word of length n , is

$$N_d(z) = \sum_{n \geq 0} N(n, d) z^n = \frac{z}{(1-z)(1-2z+z^{d+1})}$$

(Hint. (See Subsection 26.2.1.)

26-3 Window complexity

Compute the window complexity of the infinite Fibonacci word.

26-4 Circuits in De Bruijn graphs

Prove that in the De Bruijn graph $B(q, m)$ there exist circuits (directed cycles) of any length from 1 to q^m .

Chapter Notes

The basic notions and results on combinatorics of words are given in Lothaire’s [162, 163, 164] and Fogg’s books [77]. Neither Lothaire nor Fogg is a single author, they are pseudonyms of groups of authors. A chapter on combinatorics of words written by Choffrut and Karhumäki [51] appeared in a handbook on formal languages.

The different complexities are defined as follows: total complexity in Iványi [125], maximal and total maximal complexity in Anisiu, Blázsik, Kása [4], $(1, d)$ -complexity in Iványi [125] (called d -complexity) and used also in Kása [155], $(d, n - 1)$ -complexity (called super- d -complexity) in Kása [157], scattered complexity in Kása [156], factorization complexity in Ilie [124] and window complexity in Cassaigne, Kaboré, Tapsoba [46].

The power word, lower/upper maximal/total complexities are defined in Ferenczi, Kása [74]. In this paper a characterization of Sturmian words by upper maximal and upper total complexities (Theorem 26.11) is also given. The maximal complexity of finite words is studied in Anisiu, Blázsik, Kása [4]. The total complexity of finite words is described in Kása [155], where the results of the Theorem 26.22 is conjectured too, and proved later by Levé and Séébold [160].

Different generalized complexity measures of words are defined and studied by Iványi [125] and Kása [155, 157, 156].

The results on palindrome complexity are described in M.-C. Anisiu, V. Anisiu, Kása [5] for finite words, and in Droubay, Pirillo [65] for infinite words. The algorithm for palindrome generation in Sturmian words is from this paper too.

Applications of complexities in social sciences are given in Elzinga [69, 68], and in biology in Troyanskaya et al. [275].

It is worth to consult other papers too, such as [10, 45, 62, 73, 249] (on complexity problems) and [2, 13, 29, 33, 38, 59, 123] (on palindromes).

27. Conflict Situations

In all areas of everyday life there are situations when conflicting aspects have to be taken into account simultaneously. A problem becomes even more difficult when several decision makers' or interest groups' mutual agreement is needed to find a solution.

Conflict situations are divided in three categories in terms of mathematics:

1. One decision maker has to make a decision by taking several conflicting aspects into account
2. Several decision makers have to find a common solution, when every decision maker takes only one criterion into account
3. Several decision makers look for a common solution, but every decision maker takes several criteria into account

In the first case the problem is a multi-objective optimization problem, where the objective functions make up the various aspects. The second case is a typical problem of the game theory, when the decision makers are the players and the criteria mean the payoff functions. The third case appears as Pareto games in the literature, when the different players only strive to find Pareto optimal solutions instead of optimal ones.

In this chapter we will discuss the basics of this very important and complex topic.

27.1. The basics of multi-objective programming

Suppose, that one decision maker wants to find the best decision alternative on the basis of several, usually conflicting criteria. The criteria usually represent decision objectives. At first these are usually defined verbally, such as clean air, cheap maintenance, etc. Before the mathematical model is given, firstly, these objectives have to be described by quantifiable indices. It often occurs that one criterion is described by more than one indices, such as the quality of the air, since the simultaneous presence of many types of pollution have an effect on it. In mathematics it is usually

assumed that the bigger value of the certain indices (they will be called *objective functions*) means favorable value, hence we want to maximize all of the objective functions simultaneously. If we want to minimize one of the objective functions, we can safely multiply its value by (-1) , and maximize the resulting new objective function. If in the case of one of the objective functions, the goal is to attain some kind of optimal value, we can maximize the deviation from it by multiplying it by (-1) .

If X denotes the set of possible decision alternatives, and $f_i : X \rightarrow \mathbb{R}$ denotes the i th objective function ($i = 1, 2, \dots, I$), the problem can be described mathematically as follows:

$$f_i(x) \rightarrow \max \quad (i = 1, 2, \dots, I), \quad (27.1)$$

supposing that $x \in X$.

In the case of a single objective function we look for an *optimal solution*. Optimal solutions satisfy the following requirements:

- (i) An optimal solution is always better than any non-optimal solution.
- (ii) There is no such possible solution that provides better objective functions than an optimal solution.
- (iii) If more than one optimal solution exist simultaneously, they are equivalent in the meaning that they have the same objective functions.

These properties come from the simple fact that the *consequential space*,

$$H = \{u | u = f(x) \text{ for some } x \in X\} \quad (27.2)$$

is a subset of the real number line, which is totally ordered. In the case of multiple objective functions, the

$$H = \{\mathbf{u} = (u_1, \dots, u_I) | u_i = f_i(x), i = 1, 2, \dots, I \text{ for some } x \in X\} \quad (27.3)$$

consequential space is a subset of the I -dimensional Euclidean space, which is only partially ordered. Another complication results from the fact that a decision alternative that could maximize all of the objective functions simultaneously doesn't usually exist.

Let's denote

$$f_i^* = \max\{f_i(x) | x \in X\} \quad (27.4)$$

the maximum of the i th objective function, then the

$$\mathbf{f}^* = (f_1^*, \dots, f_I^*)$$

point is called *ideal point*. If $\mathbf{f}^* \in H$, then there exists an x^* decision for which $f_i(x^*) = f_i^*, i = 1, 2, \dots, I$. In such special cases x^* satisfies the previously defined (i)-(iii) conditions. However, if $\mathbf{f}^* \notin H$, the situation is much more complicated. In that case we look for Pareto optimal solutions instead of optimal ones.

Definition 27.1 An alternative $x \in X$ is said to be **Pareto optimal**, if there is no $\bar{x} \in X$ such that $f_i(\bar{x}) \geq f_i(x)$ for all $i = 1, 2, \dots, I$, with at least one strict inequality.

It is not necessary that a multi-purpose optimization problem has Pareto optimal solution, as the case of the

$$H = \{(f_1, f_2) | f_1 + f_2 < 1\}$$

set shows it. Since H is open set, $(f_1 + \epsilon_1, f_2 + \epsilon_2) \in H$ for arbitrary $(f_1, f_2) \in H$ and for a small enough positive ϵ_1 and ϵ_2 .

Theorem 27.2 If X bounded, closed in a finite dimensional Euclidean space and all of the objective functions are continuous, there is Pareto optimal solution.

The following two examples present a discrete and a continuous problem.

Example 27.1 Assume that during the planning of a sewage plant one out of two options must be chosen. The expenditure of the first option is two billion Ft, and its daily capacity is 1500 m^3 . The second option is more expensive, three billion Ft with 2000 m^3 daily capacity. In this case $X = \{1, 2\}$, $f_1 = -\text{expenditure}$, $f_2 = \text{capacity}$. The following table summarizes the data:

Options	f_1	f_2
1	-2	1500
2	-3	2000

Figure 27.1 Planning of a sewage plant.

Both options are Pareto optimal, since $-2 > -3$ and $2000 > 1500$. The H consequential space consists of two points: $(-2, 1500)$ and $(-3, 2000)$.

Example 27.2 The optimal combination of three technology variants is used in a sewage station. The first variant removes $3, 2, 1 \text{ mg/m}^3$ from one kind of pollution, and $1, 3, 2 \text{ mg/m}^3$ quantity from the another kind of pollution. Let x_1, x_2 and $1 - x_1 - x_2$ denote the percentage composition of the three technology variants.

The restrictive conditions:

$$\begin{aligned} x_1, x_2 &\geq 0 \\ x_1 + x_2 &\leq 1, \end{aligned}$$

the quantity of the removed pollution:

$$\begin{aligned} 3x_1 + 2x_2 + (1 - x_1 - x_2) &= 2x_1 + x_2 + 1 \\ x_1 + 3x_2 + 2(1 - x_1 - x_2) &= -x_1 + x_2 + 2. \end{aligned}$$

Since the third term is constant, we get the following two objective-function optimum problem:

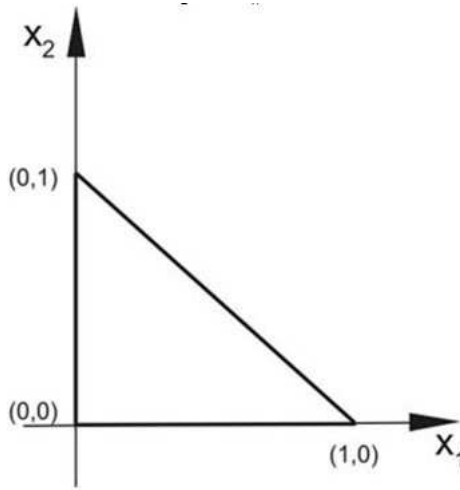


Figure 27.2 The image of set X .

$$2x_1 + x_2, -x_1 + x_2 \rightarrow \max$$

provided that

$$\begin{aligned} x_1, x_2 &\geq 0 \\ x_1 + x_2 &\leq 1. \end{aligned}$$

A H consequential space can be determined as follows. From the

$$\begin{aligned} f_1 &= 2x_1 + x_2 \\ f_2 &= -x_1 + x_2 \end{aligned}$$

equations

$$x_1 = \frac{f_1 - f_2}{3} \text{ and } x_2 = \frac{f_1 + 2f_2}{3},$$

and from the restrictive conditions the following conditions arises for the f_1 and f_2 objective functions:

$$\begin{aligned} x_1 \geq 0 &\iff f_1 - f_2 \geq 0 \\ x_2 \geq 0 &\iff f_1 + 2f_2 \geq 0 \\ x_1 + x_2 \leq 1 &\iff 2f_1 + f_2 \leq 3. \end{aligned}$$

Figures ?? and ?? display the X and H sets.

On the basis of the image of the H set, it is clear that the points of the straight section joining $(1, 1)$ to $(2, -1)$ are Pareto optimal. Point $(2, -1)$ isn't better than any possible point of H , because in the first objective function it results the worst possible planes. The points of the section are not equivalent to each other, either, going down from the point $(1, 1)$ towards point $(2, 1)$, the first objective function is increasing, but the second one is

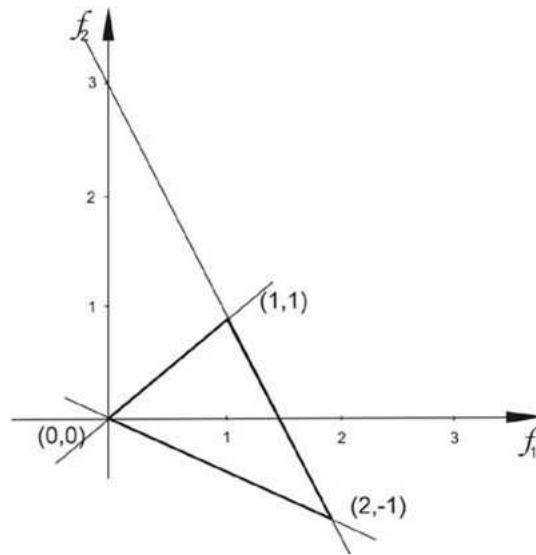


Figure 27.3 The image of set H .

continually decreasing. Thus the (ii) and (iii) properties of the optimal solution doesn't remain valid in the case of multi-objection.

As we saw in the previous example, the different Pareto optimal solutions result in different objective function values, so it is primary importance to decide which one should be selected in a particular case. This question is answered by the methodology of the multi-objective programming. Most methods' basis is to substitute some real-valued „value-function” for the objective functions, that is the preference generated by the objective functions is replaced by a single real-valued function. In this chapter the most frequently used methods of multi-objective programming are discussed.

27.1.1. Applications of utility functions

A natural method is the following. We assign one utility function to every objective function. Let $u_i(f_i(x))$ denote the utility function of the i th objective function. The construction of the u_i function can be done by the usual manner of the theory of utility functions, for example the decision maker can subjectively define the u_i values for the given f_i values, then a continuous function can be interpolated on the resulting point. In the case of additive independent utility function additive, whereas in the case of independent of usefulness utility function additive or multiplicative aggregate utility function can be obtained. That is, the form of the aggregate utility function is either

$$u(\mathbf{f}) = \sum_{i=1}^I k_i u_i(f_i) \quad (27.5)$$

or

$$ku(\mathbf{f}) + 1 = \prod_{i=1}^I k_i u_i(f_i) + 1. \tag{27.6}$$

In such cases the multi-objective optimization problem can be rewrite to one objective-function form:

$$u(\mathbf{f}) \longrightarrow \max \tag{27.7}$$

provided that $x \in X$, and thus $u(\mathbf{f})$ means the "value-function".

Example 27.3 Consider again the decision making problem of the previous example. The range of the first objective function is $[0, 2]$, while the range of the second one is $[-1, 1]$. Assuming linear utility functions

$$u_1(f_1) = \frac{1}{2}(f_1) \text{ and } u_2(f_2) = \frac{1}{2}(f_2) + 1.$$

In addition, suppose that the decision maker gave the

$$u(0, -1) = 0, u(2, 1) = 1, \text{ and the } u(0, 1) = \frac{1}{4}$$

values. Assuming linear utility functions

$$u(f_1, f_2) = k_1 u_1(f_1) + k_2 u_2(f_2),$$

and in accordance with the given values

$$\begin{aligned} 0 &= k_1 0 + k_2 0 \\ 1 &= k_1 1 + k_2 1 \\ \frac{1}{4} &= k_1 0 + k_2 1. \end{aligned}$$

By the third equation $k_2 = \frac{1}{4}$, and by the second one we obtain $k_1 = \frac{3}{4}$, so that

$$u(f_1, f_2) = \frac{3}{4}u_1(f_1) + \frac{1}{4}u_2(f_2) = \frac{3}{4} \frac{1}{2}(2x_1 + x_2) + \frac{1}{4} \frac{1}{2}(-x_1 + x_2 + 1) = \frac{5}{8}x_1 + \frac{4}{8}x_2 + \frac{1}{8}.$$

Thus we solve the following one objective-function problem:

$$\frac{5}{8}x_1 + \frac{4}{8}x_2 \longrightarrow \max$$

provided that

$$\begin{aligned} x_1, x_2 &\geq 0 \\ x_1 + x_2 &\leq 1. \end{aligned}$$

Apparently, the optimal solution is: $x_1 = 1, x_2 = 0$, that is the first technology must be

chosen.

Assume that the number of objective functions is n and the decision maker gives N vectors: $(f_1^{(l)}, \dots, f_n^{(l)})$ and the related $u^{(l)}$ aggregated utility function values. Then the k_1, \dots, k_n coefficients can be given by the solution of the

$$k_1 u_1(f_1^{(l)}) + \dots + k_n u_n(f_n^{(l)}) = u^{(l)} \quad (l = 1, 2, \dots, N)$$

equation system. We always suppose that $N \geq n$, so that we have at least as many equations as the number of unknown quantities. If the equation system is contradictory, we determine the best fitting solution by the method of least squares. Suppose that

$$\mathbf{U} = \begin{pmatrix} u_{11} & \cdots & u_{1n} \\ u_{21} & \cdots & u_{2n} \\ \vdots & & \vdots \\ u_{N1} & \cdots & u_{Nn} \end{pmatrix} \quad \text{és} \quad \mathbf{u} = \begin{pmatrix} u^{(1)} \\ u^{(2)} \\ \vdots \\ u^{(N)} \end{pmatrix}.$$

The formal algorithm is as follows:

UTILITY-FUNCTION-METHOD(\mathbf{u})

- 1 **for** $i \leftarrow 1$ **to** N
- 2 **do for** $j \leftarrow 1$ **to** n
- 3 **do** $u_{ij} \leftarrow u_j(f_j^{(i)})$
- 4 **k** $\leftarrow (\mathbf{U}^T \mathbf{U})^{-1} \mathbf{U}^T \mathbf{u}$ the vector of solutions
- 5 **return** **k**

27.1.2. Weighting method

Using this method the value-function is chosen as the linear combination of the original object functions, that is we solve the

$$\sum_{i=1}^I \alpha_i f_i(x) \longrightarrow \max \quad (x \in X) \quad (27.8)$$

problem. If we measure the certain objective functions in different dimensions, the aggregate utility function can't be interpreted, since we add up terms in different units. In this case we generally normalize the objective functions. Let m_i and M_i the minimum and maximum of the f_i objective function on the set X . Then the normalized i th objective function is given by the

$$\bar{f}_i(x) = \frac{f_i(x) - m_i}{M_i - m_i}$$

formula, and in the (27.8) problem f_i is replaced by \bar{f}_i :

$$\sum_{i=1}^I \alpha_i \bar{f}_i(x) \longrightarrow \max. \quad (x \in X) \quad (27.9)$$

It can be shown, that if all of the α_i weights are positive, the optimal solutions of (27.9) are Pareto optimal with regard to the original problem.

Example 27.4 Consider again the case of Example 27.2. From Figure 27.3, we can see that $m_1 = 0$, $M_1 = 2$, $m_2 = -1$, and $M_2 = 1$. Thus the normalized objective functions are:

$$\bar{f}_1(x_1, x_2) = \frac{2x_1 + x_2 - 0}{2 - 0} = x_1 + \frac{1}{2}x_2$$

and

$$\bar{f}_2(x_1, x_2) = \frac{-x_1 + x_2 + 1}{1 + 1} = -\frac{1}{2}x_1 + \frac{1}{2}x_2 + \frac{1}{2}.$$

Assume that the objective functions are equally important, so we choose equivalent weights: $\alpha_1 = \alpha_2 = \frac{1}{2}$, in this way the aggregate objective function is:

$$\frac{1}{2}(x_1 + \frac{1}{2}x_2) + \frac{1}{2}(-\frac{1}{2}x_1 + \frac{1}{2}x_2 + \frac{1}{2}) = \frac{1}{4}x_1 + \frac{1}{2}x_2 + \frac{1}{4}.$$

It is easy to see that the optimal solution on set X :

$$x_1 = 0, x_2 = 1,$$

that is, only the second technology variant can be chosen.

Suppose that $\alpha = (\alpha_1, \alpha_2, \dots, \alpha_I)$. The formal algorithm is as follows:

WEIGHTING-METHOD(α)

```

1  for  $i \leftarrow 1$  to  $I$ 
2      do  $m_i \leftarrow (f_i(x) \longrightarrow \min)$ 
3          $M_i \leftarrow (f_i(x) \longrightarrow \max)$ 
4   $k \leftarrow (\sum_{i=1}^I \alpha_i \bar{f}_i \longrightarrow \max)$ 
5  return  $k$ 
```

27.1.3. Distance-dependent methods

If we normalize the objective functions, the certain normalized objective functions most favorable value is 1 and the most unfavourable is 0. So that $\mathbf{1} = (1, 1, \dots, 1)$ is the ideal point and $\mathbf{0} = (0, 0, \dots, 0)$ is the worst yield vector.

In the case of distance-dependent methods we either want to get nearest to the vector $\mathbf{1}$ or get farthest from the point $\mathbf{0}$, so that we solve either the

$$\varrho(\mathbf{f}(x), \mathbf{1}) \longrightarrow \min \quad (x \in X) \quad (27.10)$$

or the

$$\varrho(\mathbf{f}(x), \mathbf{0}) \longrightarrow \max \quad (x \in X) \quad (27.11)$$

problem, where ϱ denotes some distance function in \mathbb{R}^I .

In practical applications the following distance functions are used most frequently:

$$\varrho_1(\mathbf{a}, \mathbf{b}) = \sum_{i=1}^I \alpha_i |a_i - b_i| \quad (27.12)$$

$$\varrho_2(\mathbf{a}, \mathbf{b}) = \left(\sum_{i=1}^I \alpha_i |a_i - b_i|^2 \right)^{\frac{1}{2}} \quad (27.13)$$

$$\varrho_\infty(\mathbf{a}, \mathbf{b}) = \max_i \{ \alpha_i |a_i - b_i| \} \quad (27.14)$$

$$\varrho_g(\mathbf{a}, \mathbf{b}) = \prod_{i=1}^I |a_i - b_i|^{\alpha_i}. \quad (27.15)$$

The $\varrho_1, \varrho_2, \varrho_\infty$ distance functions the commonly known Minkowski distance for $p = 1, 2, \infty$. The ϱ_g geometric distance doesn't satisfy the usual requirements of distance functions however, it is frequently used in practice. As we will see it later, Nash's classical conflict resolution algorithm uses the geometric distance as well. It is easy to prove that the methods using the ϱ_1 distance are equivalent of the weighting method. Notice firstly that

$$\varrho_1(\mathbf{f}(x), \mathbf{1}) = \sum_{i=1}^I \alpha_i |f_i(x) - 1| = \sum_{i=1}^I \alpha_i |1 - f_i(x)| = \sum_{i=1}^I \alpha_i - \sum_{i=1}^I \alpha_i f_i(x), \quad (27.16)$$

where the first term is constant, while the second term is the objective function of the weighting method. Similarly,

$$\varrho_1(\mathbf{f}(x), \mathbf{0}) = \sum_{i=1}^I \alpha_i |f_i(x) - 0| = \sum_{i=1}^I \alpha_i (f_i(x) - 0) = \sum_{i=1}^I \alpha_i f_i(x) \quad (27.17)$$

which is the objective function of the weighting method.

The method is illustrated in Figures 27.4. and 27.5.

Example 27.5 Consider again the problem of the previous example. The normalized consequences are shown by Figure 27.6. The two coordinates are:

$$\overline{f_1} = \frac{f_1}{2} \quad \text{and} \quad \overline{f_2} = \frac{f_2 + 1}{2}.$$

Choosing the $\alpha_1 = \alpha_2 = \frac{1}{2}$ and the ϱ_2 distances, the nearest point of \overline{H} to the ideal

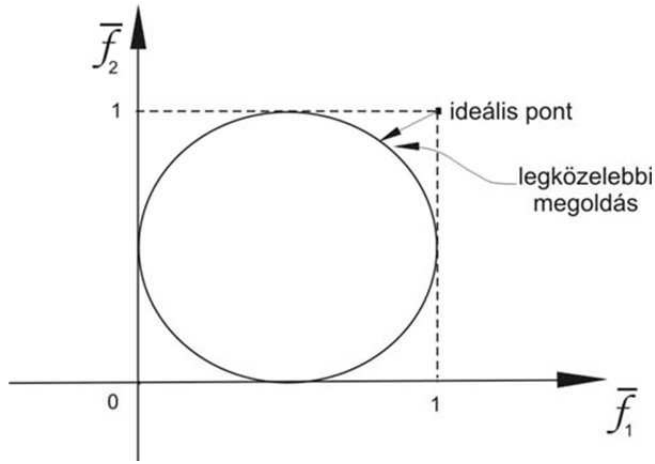


Figure 27.4 Minimizing distance.

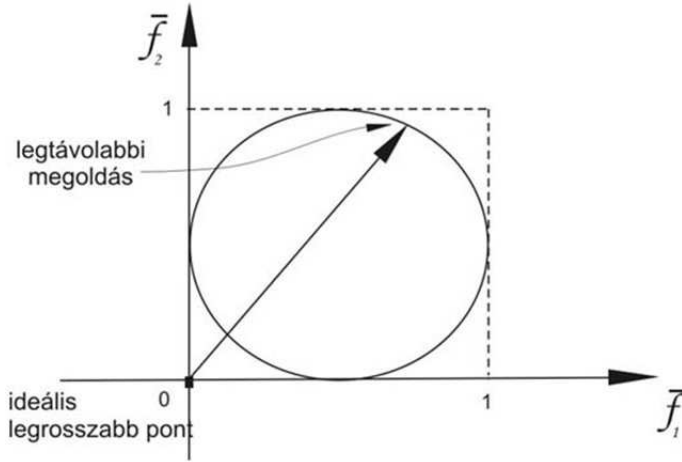


Figure 27.5 Maximizing distance.

point is

$$\bar{f}_1 = \frac{3}{5}, \bar{f}_2 = \frac{4}{5}.$$

Hence

$$f_1 = 2\bar{f}_1 = 2x_1 + x_2 = \frac{6}{5} \text{ and } f_2 = 2\bar{f}_2 - 1 = -x_1 + x_2 = \frac{3}{5},$$

that is the optimal decision is:

$$x_1 = \frac{1}{5}, x_2 = \frac{4}{5}, 1 - x_1 - x_2 = 0.$$

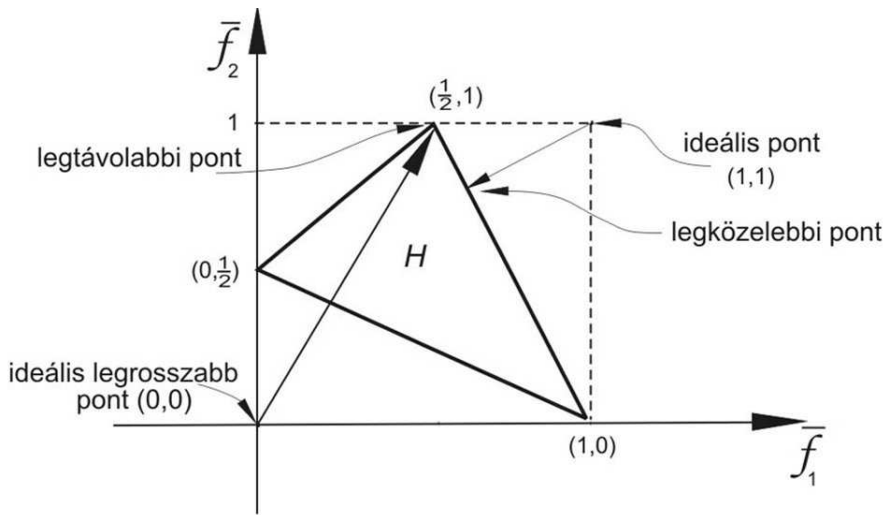


Figure 27.6 The image of the normalized set H .

Therefore only the first two technology must be chosen in 20% and 80% proportion.

Let's choose again equivalent weights ($\alpha_1 = \alpha_2 = \frac{1}{2}$) and the ϱ_2 distance, but look for

the farthest point of \bar{H} from the ideal worst point. We can see from Figure 27.5, that the solution is

$$\bar{f}_1 = \frac{f_1}{2}, \bar{f}_2 = 1,$$

so

$$f_1 = 2\bar{f}_1 = 1, f_2 = 2\bar{f}_2 - 1 = 1.$$

Thus the optimal decision is: $x_1 = 0$ and $x_2 = 1$

The formal algorithm is as follows:

DISTANCE-DEPENDENT-METHOD(ϱ, \mathbf{f})

```

1  for  $i \leftarrow 1$  to  $I$ 
2      do  $m_i \leftarrow (f_i(x) \rightarrow \min)$ 
3          $M_i \leftarrow (f_i(x) \rightarrow \max)$ 
4          $\bar{f}_i(x) \leftarrow (f_i(x) - m_i) / (M_i - m_i)$ 
5   $k \leftarrow (\varrho(\bar{\mathbf{f}}(x), \mathbf{1}) \rightarrow \min)$  or  $k \leftarrow (\varrho(\bar{\mathbf{f}}(x), \mathbf{0}) \rightarrow \max)$ 
6  return  $k$ 

```

27.1.4. Direction-dependent methods

Assume that we have a \mathbf{f}_* point in set H , on which we'd like to improve. \mathbf{f}_* denotes the present position, on which the decision maker wants to improve, or at design

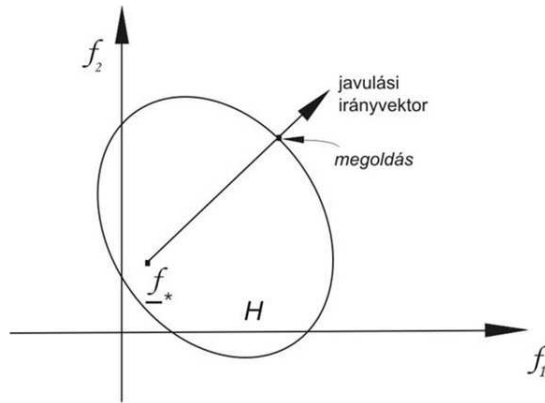


Figure 27.7 Direction-dependent methods.

level we can choose the worst point for the starting one. Furthermore, we assume that the decision maker gives an improvement direction vector, which is denoted by \mathbf{v} . After that, the task is to reach the farthest possible point in set H starting from \mathbf{f}_* along the \mathbf{v} direction vector. Thus, mathematically we solve the

$$t \longrightarrow \max \quad (\mathbf{f}_* + t\mathbf{v} \in H) \tag{27.18}$$

optimum task, and the related decision is given by the solution of the

$$\mathbf{f}(x) = \mathbf{f}_* + t\mathbf{v} \tag{27.19}$$

equation under the optimal t value. The method is illustrated in Figure 27.7.

Example 27.6 Let's consider again the problem of Example 27.2, and assume that $\mathbf{f}_* = (0, -1)$, which contains the worst possible objective function values in its components. If we want to improve the objective functions equally, we have to choose $\mathbf{v} = (1, 1)$. The graphical solution is illustrated in Figure 27.8, that

$$f_1 = \frac{4}{3} \text{ and } f_2 = \frac{1}{3},$$

so the appropriate values of the decision variables are the following:

$$x_1 = \frac{1}{3} \text{ és } x_2 = \frac{2}{3}.$$

A very rarely used variant of the method is when we diminishes the object function values systematically starting from an unreachable ideal point until a possible solution is given. If \mathbf{f}^* denotes this ideal point, the (27.18) optimum task is modified as follows:

$$t \longrightarrow \min \quad (\mathbf{f}^* - t\mathbf{v} \in H) \tag{27.20}$$

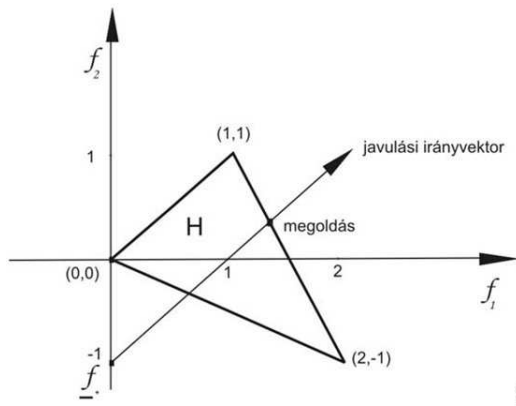


Figure 27.8 The graphical solution of Example 27.6

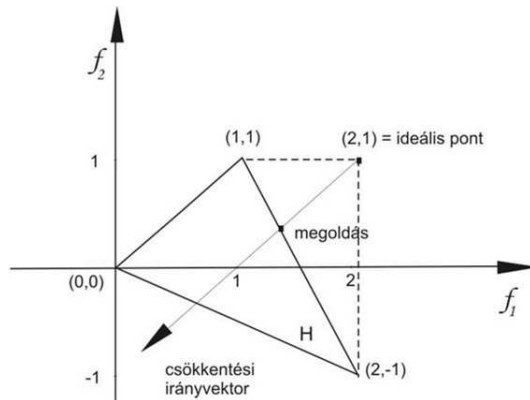


Figure 27.9 The graphical solution of Example 27.7

and the appropriate decision is given by the solution of the

$$\mathbf{f} = \mathbf{f}^* - t\mathbf{v} \tag{27.21}$$

equation.

Example 27.7 To return to the previous example, consider again that $\mathbf{f}^* = (2, 1)$ and $\mathbf{v} = (1, 1)$, that is we want to diminish the object functions equally. Figure 27.9 shows the graphical solution of the problem, in which we can see that the given solution is the same as the solution of the previous example.

Applying the method is to solve the (27.18) or the (27.20) optimum tasks, and the optimal decision is given by the solution of the (27.19) or the (27.21) equations.

Exercises

27.1-1 Determine the consequence space H for the following exercise:

$$x_1 + x_2 \longrightarrow \max \quad x_1 - x_2 \longrightarrow \max$$

provided that

$$\begin{aligned} x_1, x_2 &\geq 0 \\ 3x_1 + x_2 &\leq 3 \\ x_1 + 3x_2 &\leq 3. \end{aligned}$$

27.1-2 Consider the utility functions of the decision maker: $u_1(f_1) = f_1$ és $u_2(f_2) = \frac{1}{2}f_2$. Furthermore, assume that the decision maker gave the $u(0,0) = 0, u(1,0) = u(0,1) = \frac{1}{2}$ values. Determine the form of the aggregate utility function.

27.1-3 Solve Exercise 27.1-1 using the weighting-method without normalizing the objective functions. Choose the $\alpha_1 = \alpha_2 = \frac{1}{2}$ weights.

27.1-4 Repeat the previous exercise, but do normalize the objective functions.

27.1-5 Solve Exercise 27.1-1 with normalized objective functions, $\alpha_1 = \alpha_2 = \frac{1}{2}$ weights and minimizing the

- (i) ϱ_1 distance
- (ii) ϱ_2 distance
- (iii) ϱ_∞ distance.

27.1-6 Repeat the previous exercise, but maximize the distance from the $\mathbf{0}$ vector instead of minimizing it.

27.1-7 Solve Exercise 27.1-1 using the direction-dependent method, choosing $\mathbf{f}_* = (0, -1)$ and $\mathbf{v} = (1, 1)$.

27.1-8 Repeat the previous exercise, but this time choose $\mathbf{f}_* = (\frac{3}{2}, 1)$ and $\mathbf{v} = (1, 1)$.

27.2. Method of equilibrium

In this chapter we assume that I decision makers interested in the selection of a mutual decision alternative. Let $f_i : X \mapsto \mathbb{R}$ denote the objective function of the i th decision maker, which is also called payoff function in the game theory literature. Depending on the decision makers relationship to each other we can speak about cooperative and non-cooperative games. In the first case the decision makers care about only their own benefits, while in the second case they strive for an agreement when every one of them are better off than in the non-cooperative case. In this chapter we will discuss the non-cooperative case, while the cooperative case will be topic of the next chapter.

Let's denote $H_i(x)$ for $i = 1, 2, \dots, I$ and $x \in X$, the set of the decision alternatives into which the i th decision maker can move over without the others' support. Evidently $H_i(x) \subseteq X$.

Definition 27.3 An $x^* \in X$ alternative is equilibrium if for all i and $x \in H_i(x^*)$,

$$f_i(x) \leq f_i(x^*). \quad (27.22)$$

This definition can also be formulated that x^* is stable in the sense that none of the decision makers can change the decision alternative from x^* alone to change any objective function value for the better. In the case of non-cooperative games, the equilibrium are the solutions of the game.

For any $x \in X$ and i decision maker, the set

$$L_i(x) = \{z | z \in H_i(x) \text{ and for all } y \in H_i(x), f_i(z) \geq f_i(y)\} \quad (27.23)$$

is called the set of the best answers of the i th decision maker to alternative x . It is clear that the elements of $L_i(x)$ are those alternatives which the i th decision maker can move over from x , and which ensure the best objective functions out of all the possible alternatives. According to inequality (27.22) it is also clear that x^* is an equilibrium if and only if for all $i = 1, 2, \dots, I$, $x^* \in L_i(x^*)$, that is x^* is mutual fixed point of the L_i point-to-set maps. Thus, the existence of equilibrium can be traced to the existence of mutual fixed point of point-to-set maps, so the problem can be solved by the usual methods.

It is a very common case when the collective decision is made up by the personal decisions of the certain decision makers. Let X_i denote the set of the i th decision maker's alternatives, let $x_i \in X_i$ be the concrete alternatives, and let $f_i(x_1, \dots, x_I)$ be the objective function of the i th decision maker. That is the collective decision is $x = (x_1, \dots, x_I) \in X_1 \times X_2 \times \dots \times X_I = X$. In this case

$$H_i(x_1, \dots, x_I) = \{(x_1, \dots, x_{i-1}, z_i, x_{i+1}, \dots, x_I) | z_i \in X_i\}$$

and the (27.22) definition of equilibrium is modified as follows:

$$f_i(x_1^*, \dots, x_{i-1}^*, x_i, x_{i+1}^*, \dots, x_I^*) \leq f_i(x_i^*, \dots, x_I^*). \quad (27.24)$$

In the game theory literature the equilibrium is also called **Nash-equilibrium**.

The existence of an equilibrium is not guaranteed in general. To illustrate this let's consider the $I = 2$ case, when both decision makers can choose between to alternatives: $X_1 = \{1, 2\}$ and $X_2 = \{1, 2\}$. The objective function values are shown in Figure 27.10, where the the first number in the parentheses shows the first, the second number shows the second decision maker's objective function value. If equilibrium exists, it might not be unique, what can be proved by the case of constant objective functions, when every decision alternative is an equilibrium.

If the X_1, \dots, X_I sets are finite, the equilibrium can be found easily by the method of reckoning, when we check for all of the $\mathbf{x} = (x_1, \dots, x_I)$ decision vectors whether the component x_i can be changed for the better of the f_i objective function. If the answer is yes, \mathbf{x} is not equilibrium. If none of the components can be changed in such manner, \mathbf{x} is equilibrium. For the formal algorithm, let's assume that $X_1 = \{1, 2, \dots, n_i\}$.

		$i = 2$	
		1	2
$i = 1$	1	(1, 2)	(2, 1)
	2	(2, 4)	(0, 5)

Figure 27.10 Game with no equilibrium.

EQUILIBRIUM-SEARCH

```

1  for  $i_1 \leftarrow 1$  to  $n_1$ 
2    do for  $i_2 \leftarrow 1$  to  $n_2$ 
3      ⋮
4    do for  $i_I \leftarrow 1$  to  $n_I$ 
5      do  $key \leftarrow 0$ 
6        for  $k \leftarrow 1$  to  $n$ 
7          do for  $j \leftarrow 1$  to  $n_k$ 
8            do if  $f_k(i_1, \dots, i_{k-1}, j, i_{k+1}, \dots, i_I) > f(i_1, \dots, i_I)$ 
9              then  $key \leftarrow 1$  and go to 10
10     if  $key = 0$ 
11       then  $(i_1, \dots, i_I)$  is equilibrium
    
```

The existence of equilibrium is guaranteed by the following theorem.

Theorem 27.4 Assume that for all $i = 1, 2, \dots, I$

- (i) X_i is convex, bounded and closed in a final dimensional Euclidean space;
- (ii) f_i is continuous on the set X ;
- (iii) for any fixed $x_1, \dots, x_{i-1}, x_{i+1}, \dots, x_I$, f_i is concave in x_i .

Then there is at least one equilibrium.

Determination of the equilibrium is usually based on the observation that for all i , x_i^* is the solution of the

$$f_i(x_1^*, \dots, x_{i-1}^*, x_i, x_{i+1}^*, \dots, x_I^*) \longrightarrow \max \quad (x_i \in X_i) \quad (27.25)$$

optimum task. Writing the necessary conditions of the optimal solution (for example the Kuhn-Tucker conditions) we can get an equality-inequality system which solutions include the equilibrium. To illustrate this method let's assume that

$$X_i = \{x_i | g_i(x_i) \geq 0\}$$

where x_i is a finite dimensional vector and g_i is a vector-valued function. In this way (27.25) can be rewritten as follows:

$$f_i(x_1^*, \dots, x_{i-1}^*, x_i, x_{i+1}^*, \dots, x_I^*) \longrightarrow \max \quad (g_i(x_i) \geq 0). \quad (27.26)$$

In this case the Kuhn-Tucker necessary conditions are:

$$\begin{aligned} u_i &\geq 0 \\ g_i(x_i) &\geq 0 \\ \nabla_i f_i(x) + u_i^T \nabla_i g_i(x_i) &= 0^T \\ u_i^T g_i(x_i) &= 0, \end{aligned} \quad (27.27)$$

where ∇_i denotes the gradient at x_i , and u_i is a vector which has the same length as g_i . If we formulate the (27.27) conditions for $i = 1, 2, \dots, I$, we get an equality-inequality system which can be solved by computer methods. It is easy to see that (27.27) can also be rewritten to an nonlinear optimization task:

$$\begin{aligned} \sum_{i=1}^I u_i^T g_i(x_i) &\longrightarrow \min \\ u_i &\geq 0 \\ g_i(x_i) &\geq 0 \\ \nabla_i f_i(x) + u_i^T \nabla_i g_i(x_i) &= 0^T. \end{aligned} \quad (27.28)$$

If the optimal objective function value is positive, the (27.27) system doesn't have a solution, and if the optimal objective function value is zero, any optimal solution is also a solution of the (27.27) system, so the equilibrium are among the optimal solutions. We know about the sufficiency of the Kuhn-Tucker conditions that if f_i is concave in x_i with all i , the Kuhn-Tucker conditions are also sufficient, thus every solution of (27.27) gives an equilibrium.

The formal algorithm is as follows:

KUHN-TUCKER-EQUILIBRIUM

```

1  for  $i \leftarrow 1$  to  $I$ 
2    do  $\mathbf{g}_i \leftarrow \nabla_i f_i$ 
3       $\mathbf{J}_i \leftarrow \nabla_i g_i(x_i)$ 
4   $(x_1, \dots, x_I) \leftarrow$  the solution of the (27.28) optimum task
5  if  $\sum_{i=1}^I u_i^T g_i(x_i) > 0$ 
6    then return "there is no equilibrium"
7  else return  $(x_1, \dots, x_I)$ 

```

Example 27.8 Assume that I production plant produce some water purification device sold into households. Let x_i denote the quantity produced by the i th production plant, let $c_i(x_i)$ be the cost function of it, and let $p(\sum_{j=1}^I x_j)$ be the sale price, which depends on the total quantity to be put on the market. Furthermore, be L_i is the capacity of the i th production plant. Thus, the possible X_i decision set is the $[0, L_i]$ closed interval, which can be defined by the

$$\begin{aligned} x_i &\geq 0 \\ L_i - x_i &\geq 0 \end{aligned} \quad (27.29)$$

conditions, so

$$g_i(x_i) = \begin{pmatrix} x_i \\ L_i - x_i \end{pmatrix}.$$

The objective function of the i th production plant is the profit of that:

$$f_i(x_1, \dots, x_n) = x_i p(x_1 + \dots + x_n) - c_i(x_i). \tag{27.30}$$

Since $g_i(x_i)$ is two-dimensional, u_i is a two-element vector as well, and the (27.28) optimum task has the following form:

$$\begin{aligned} \sum_{i=1}^I (u_i^{(1)} x_i + u_i^{(2)} (L_i - x_i)) &\longrightarrow \min \\ u_i^{(1)}, u_i^{(2)} &\geq 0 \\ x_i &\geq 0 \\ L_i - x_i &\geq 0 \\ p(\sum_{j=1}^I x_j) + x_i p'(\sum_{j=1}^I x_j) - c_i'(x_i) + (u_i^{(1)}, u_i^{(2)}) \begin{pmatrix} 1 \\ -1 \end{pmatrix} &= 0. \end{aligned} \tag{27.31}$$

Let's introduce the $\alpha_i = u_i^{(1)} - u_i^{(2)}$ new variables, and for the sake of notational convenience be $\beta_i = u_i^{(2)}$, then taking account of the last condition, we get the following problem:

$$\begin{aligned} \sum_{i=1}^I (-x_i (p(\sum_{j=1}^I x_j) + x_i p'(\sum_{j=1}^I x_j) - c_i'(x_i)) + \beta_i L_i) &\longrightarrow \min \\ \beta_i &\geq 0 \\ x_i &\geq 0 \\ x_i &\leq L_i. \end{aligned} \tag{27.32}$$

Let's notice that in case of optimum $\beta_i = 0$, so the last term of the objective function can be neglected.

Consider the special case of $I = 3$, $c_i(x_i) = ix_i^3 + x_i$, $L_i = 1$, $p(s) = 2 - 2s - s^3$. The (27.32) problem is now simplified as follows:

$$\begin{aligned} \sum_{i=1}^3 x_i (2 - 2s - s^2 - 2x_i - 2x_i s - 3ix_i^2 - 1) &\longrightarrow \max \\ x_i &\geq 0 \\ x_i &\leq 1 \\ x_1 + x_2 + x_3 &= s. \end{aligned} \tag{27.33}$$

Using a simple computer program we can get the optimal solution:

$$x_1^* = 0.1077, x_2^* = 0.0986, x_3^* = 0.0919,$$

which is the equilibrium as well.

Exercises

27.2-1 Let $I = 2$, $X_1 = X_2 = [0, 1]$, $f_1(x_1, x_2) = x_1 + x_2 - x_1^2$, $f_2(x_1, x_2) = x_1 + x_2 - x_2^2$. Formulate the (27.27) conditions and solve them as well.

27.2-2 Formulate and solve the optimum problem (27.28) for the previous exercise.

27.2-3 Let again $I = 2$. $X_1 = X_2 = [-1, 1]$, $f_1(x_1, x_2) = -(x_1 + x_2)^2 + x_1 + 2x_2$, $f_2(x_1, x_2) = -(x_1 + x_2)^2 + 2x_1 + x_2$. Repeat Exercise 27.2-1.

27.2-4 Repeat Exercise 27.2-2 for the problem given in the previous exercise.

27.3. Methods of cooperative games

Similarly to the previous chapter let X_i denote again the decision set of the i th decision maker and let $x_i \in X_i$ be the concrete decision alternatives. Furthermore, let $f_i(x_1, \dots, x_I)$ denote the objective function of the i th decision maker. Let S be some subset of the decision makers, which is usually called *coalition* in the game theory. For arbitrary $S \subseteq \{1, 2, \dots, I\}$, let's introduce the

$$v(S) = \max_{x_i \in X_i} \min_{x_j \in X_j} \sum_{k \in S} f_k(x_1, \dots, x_I) \quad (i \in S, j \notin S) \quad (27.34)$$

function, which is also called the characteristic function defined on all of the subsets of the set $\{1, 2, \dots, I\}$, if we add the $v(\emptyset) = 0$ and

$$v(\{1, 2, \dots, I\}) = \max_{x_i \in X_i} \sum_{k=1}^I f_k(x_1, \dots, x_I) \quad (1 \leq i \leq I)$$

special cases to definition (27.34).

Consider again that all of the X_i sets are finite for $X_i = \{1, 2, \dots, n_i\}$, $i = 1, 2, \dots, I$. Be S a coalition. The value of $v(S)$ is given by the following algorithm, where $|S|$ denotes the number of elements of S , $k_1, k_2, \dots, k_{|S|}$ denotes the elements and $l_1, l_2, \dots, l_{I-|S|}$ the elements which are not in S .

CHARACTERISTIC-FUNCTION(S)

```

1   $v(S) \leftarrow -M$ , where  $M$  a very big positive number
2  for  $i_1 \leftarrow 1$  to  $n_{k_1}$ 
3       $\vdots$ 
4      do for  $i_{|S|} \leftarrow 1$  to  $n_{k_{|S|}}$ 
5          do for  $j_1 \leftarrow 1$  to  $n_{l_1}$ 
6               $\vdots$ 
7              do for  $j_{I-|S|} \leftarrow 1$  to  $n_{l_{I-|S|}}$ 
8                   $Z \leftarrow M$ , where  $M$  a very big positive number
9                   $V \leftarrow \sum_{i=1}^{|S|} f_{i_t}(i_1, \dots, i_{|S|}, j_1, \dots, j_{I-|S|})$ 
10                 if  $V < Z$ 
11                     then  $Z \leftarrow V$ 
12             if  $Z > v(S)$ 
13                 then  $v(S) \leftarrow Z$ 
14 return  $v(S)$ 

```

Example 27.9 Let's return to the problem discussed in the previous example, and assume that $I = 3$, $L_i = 3$, $p(\sum_{i=1}^I x_i) = 10 - \sum_{i=1}^I x_i$ és $c_i(x_i) = x_i + 1$ for $i = 1, 2, 3$. Since the cost functions are identical, the objective functions are identical as well:

$$f_i(x_1, x_2, x_3) = x_i(10 - x_1 - x_2 - x_3) - (x_i + 1).$$

In the following we determine the characteristic function. At first be $S = \{i\}$, then

$$v(S) = \max_{x_i} \min_{x_j} \{x_i(10 - x_1 - x_2 - x_3) - (x_i + 1)\} \quad (j \neq i).$$

Since the function strictly decreases in the $x_j (i \neq j)$ variables, the minimal value of it is given at $x_j = 3$, so

$$v(S) = \max_i x_i(4 - x_i) - (x_i + 1) = \max_{0 \leq x_i \leq 3} (-x_i^2 + 3x_i - 1) = \frac{5}{4},$$

what is easy to see by plain differentiation. Similarly for $S = \{i, j\}$

$$v(S) = \max_{i,j} \min_{k \neq i,j} \{(x_i + x_j)(10 - x_1 - x_2 - x_3) - (x_i + 1) - (x_j + 1)\}.$$

Similarly to the previous case the minimal value is given at $x_k = 3$, so

$$\begin{aligned} v(S) &= \max_{0 \leq x_i, x_j \leq 3} \{(x_i + x_j)(7 - x_i - x_j) - (x_i + x_j + 2)\} = \max_{0 \leq x \leq 6} \{x(7 - x) - (x + 2)\} = \\ &= \max_{0 \leq x \leq 6} \{-x^2 + 6x - 2\} = 7 \end{aligned}$$

where we introduced the new $x = x_i + x_j$ variable. In the case of $S = \{1, 2, 3\}$

$$\begin{aligned} v(S) &= \max_{0 \leq x_1, x_2, x_3 \leq 3} \{(x_1 + x_2 + x_3)(10 - x_1 - x_2 - x_3) - (x_1 + 1) - (x_2 + 1) - (x_3 + 1)\} = \\ &= \max_{0 \leq x \leq 9} \{x(10 - x) - (x + 3)\} = \max_{0 \leq x \leq 9} \{-x^2 + 9x - 3\} = 17.25, \end{aligned}$$

where this time we introduced the $x = x_1 + x_2 + x_3$ variable.

Definition (27.34) can be interpreted in a way that the $v(S)$ characteristic function value gives the *guaranteed* aggregate objective function value of the S coalition regardless of the behavior of the others. The central issue of the theory and practice of the cooperative games is how should the certain decision makers share in the maximal aggregate profit $v(\{1, 2, \dots, I\})$ attainable together. An $(\phi_1, \phi_2, \dots, \phi_I)$ division is usually called *imputation*, if

$$\phi_i \geq v(\{i\}) \quad (27.35)$$

for $i = 1, 2, \dots, I$ and

$$\sum_{i=1}^I \phi_i = v(\{1, 2, \dots, I\}). \quad (27.36)$$

The inequality system (27.35)–(27.36) is usually satisfied by infinite number of imputations, so we have to specify additional conditions in order to select one special element of the imputation set. We can run into a similar situation while discussing the multi-objective programming, when we look for a special Pareto optimal solution using the concrete methods.

Example 27.10 In the previous case a (ϕ_1, ϕ_2, ϕ_3) vector is imputation if

$$\begin{aligned}\phi_1, \phi_2, \phi_3 &\geq 1.25 \\ \phi_1 + \phi_2, \phi_1 + \phi_3, \phi_2 + \phi_3 &\geq 7 \\ \phi_1 + \phi_2 + \phi_3 &= 17.2.\end{aligned}$$

The most popular solving approach is the **Shapley value**, which can be defined as follows:

$$\phi_i = \sum_{S \subseteq \{1, 2, \dots, I\}} \frac{(s-1)!(I-s)!}{I!} (v(S) - v(S - \{i\})), \quad (27.37)$$

where s denotes the number of elements of the S coalition.

Let's assume again that the decision makers are fully cooperating, that is they formulate the coalition $\{1, 2, \dots, I\}$, and the certain decision makers join to the coalition in random order. The difference $v(S) - v(S - \{i\})$ indicates the contribution to the S coalition by the i th decision maker, while expression (27.37) indicates the average contribution of the same decision maker. It can be shown that $(\phi_1, \phi_2, \dots, \phi_I)$ is an imputation.

The Shapley value can be computed by following algorithm:

SHAPLEY-VALUE

- 1 **for** $\forall S \subseteq \{1, \dots, I\}$
- 2 **do** $v(S) \leftarrow \text{CHARACTERISTIC-FUNCTION}(S)$
- 3 **for** $i \leftarrow 1$ **to** I
- 4 **do** use (27.37) for calculating ϕ_i

Example 27.11 In the previous example we calculated the value of the characteristic function. Because of the symmetry, $\phi_1 = \phi_2 = \phi_3$ must be true for the case of Shapley value. Since $\phi_1 + \phi_2 + \phi_3 = v(\{1, 2, 3\}) = 17.25$, $\phi_1 = \phi_2 = \phi_3 = 5.75$. We get the same value by formula (27.37) too. Let's consider the ϕ_1 value. If $i \notin S$, $v(S) = v(S - \{i\})$, so the appropriate terms of the sum are zero-valued. The non-zero terms are given for coalitions $S = \{1\}$, $S = \{1, 2\}$, $S = \{1, 3\}$ and $S = \{1, 2, 3\}$, so

$$\begin{aligned}\phi_1 &= \frac{0!2!}{3!} \left(\frac{5}{4} - 0\right) + \frac{1!1!}{3!} \left(7 - \frac{5}{4}\right) + \frac{1!1!}{3!} \left(7 - \frac{5}{4}\right) + \frac{2!0!}{3!} \left(\frac{69}{4} - 7\right) = \\ &= \frac{1}{6} \left(\frac{10}{4} + \frac{23}{4} + \frac{23}{4} + \frac{82}{4}\right) = \frac{138}{24} = 5.75.\end{aligned}$$

An alternative solution approach requires the stability of the solution. It is said that the vector $\phi = (\phi_1, \dots, \phi_I)$ majorizes the vector $\psi = (\psi_1, \dots, \psi_I)$ in coalition S , if

$$\sum_{i \in S} \phi_i > \sum_{i \in S} \psi_i,$$

that is the S coalition has an interest to switch from payoff vector ϕ to payoff vector ψ , or ψ is instabil for coalition S . The *Neumann–Morgenstern solution* is a V set of imputations for which

- (i) There is no $\phi, \psi \in V$, that ϕ majorizes ψ in some coalition (inner stability)
- (ii) If $\psi \notin V$, there is $\phi \in V$, that ϕ majorizes ψ in at least one coalition (outer stability).

The main difficulty of this conception is that there is no general existence theorem for the existence of a non-empty V set, and there is no general method for constructing the set V .

Exercises

27.3-1 Let $I = 3$, $X_1 = X_2 = X_3 = [0, 1]$, $f_i(x_1, x_2, x_3) = x_1 + x_2 + x_3 - x_i^2$ ($i = 1, 2, 3$). Determine the $v(S)$ characteristic function.

27.3-2 Formulate the (27.35), (27.36) condition system for the game of the previous exercise.

27.3-3 Determine the ψ_i Shapley values for the game of Exercise 27.3-1.

27.4. Collective decision-making

In the previous chapter we assumed that the objective functions are given by numerical values. These numerical values also mean preferences, since the i th decision maker prefers alternative x to z , if $f_i(x) > f_i(z)$. In this chapter we will discuss such methods which don't require the knowledge of the objective functions, but the preferences of the certain decision makers.

Let I denote the number of decision makers, and X the set of decision alternatives. If the i th decision maker prefers alternative x to y , this is denoted by $x \succ_i y$, if prefers alternative x to y or thinks to be equal, it is denoted by $x \succeq_i y$. Assume that

- (i) For all $x, y \in X$, $x \succeq_i y$ or $y \succeq_i x$ (or both)
- (ii) For $x \succeq_i y$ and $y \succeq_i z$, $x \succeq_i z$.

Condition (i) requires that the \succeq_i partial order be a total order, while condition (ii) requires to be transitive.

Definition 27.5 A group decision-making function combines arbitrary individual $(\succeq_1, \succeq_2, \dots, \succeq_I)$ partial orders into one partial order, which is also called the collective preference structure of the group.

We illustrate the definition of group decision-making function by some simple example.

Example 27.12 Be $x, y \in X$ arbitrary, and for all i

$$\alpha_i = \begin{cases} 1, & \text{ha } x \succ_i y, \\ 0, & \text{ha } x \sim_i y, \\ -1, & \text{ha } x \prec_i y. \end{cases}$$

Let $\beta_1, \beta_2, \dots, \beta_I$ given positive constant, and

$$\alpha = \sum_{i=1}^I \beta_i \alpha_i .$$

The group decision-making function means:

$$\begin{aligned} x \succ y &\iff \alpha > 0 \\ x \sim y &\iff \alpha = 0 \\ x \prec y &\iff \alpha < 0. \end{aligned}$$

The *majority rule* is a special case of it when $\beta_1 = \beta_2 = \dots = \beta_I = 1$.

Example 27.13 An i_0 decision maker is called *dictator*, if his or her opinion prevails in group decision-making:

$$\begin{aligned} x \succ y &\iff x \succ_{i_0} y \\ x \sim y &\iff x \sim_{i_0} y \\ x \prec y &\iff x \prec_{i_0} y. \end{aligned}$$

This kind of group decision-making is also called dictatorship.

Example 27.14 In the case of *Borda measure* we assume that α is a finite set and the preferences of the decision makers is expressed by a $c_i(x)$ measure for all $x \in X$. For example $c_i(x) = 1$, if x is the best, $c_i(x) = 2$, if x is the second best alternative for the i th decision maker, and so on, $c_i(x) = I$, if x is the worst alternative. Then

$$\begin{aligned} x \succ y &\iff \sum_{i=1}^I c_i(x) > \sum_{i=1}^I c_i(y) \\ x \sim y &\iff \sum_{i=1}^I c_i(x) = \sum_{i=1}^I c_i(y) \\ x \prec y &\iff \sum_{i=1}^I c_i(x) < \sum_{i=1}^I c_i(y). \end{aligned}$$

A group decision-making function is called *Pareto* or *Pareto function*, if for

all $x, y \in X$ and $x \succ_i y$ ($i = 1, 2, \dots, I$), $x \succ y$ necessarily. That is, if all the decision makers prefer x to y , it must be the same way in the collective preference of the group. A group decision-making function is said to satisfy the condition of **pairwise independence**, if any two $(\succ_1, \dots, \succ_I)$ and $(\succ'_1, \dots, \succ'_I)$ preference structure satisfy the followings. Let $x, y \in X$ such that for arbitrary i , $x \succ_i y$ if and only if $x \succ'_i y$, and $y \succ_i x$ if and only if $y \succ'_i x$. Then $x \succ y$ if and only if $x \succ' y$, and $y \succ x$ if and only if $y \succ' x$ in the collective preference of the group.

Example 27.15 It is easy to see that the Borda measure is Pareto, but it doesn't satisfy the condition of pairwise independence. The first statement is evident, while the second one can be illustrated by a simple example. Be $I = 2$, $\alpha = \{x, y, z\}$. Let's assume that

$$\begin{aligned} x &\succ_1 z \succ_1 y \\ y &\succ_2 x \succ_2 z \end{aligned}$$

and

$$\begin{aligned} x &\succ'_1 y \succ'_1 z \\ y &\succ'_2 z \succ'_2 x \end{aligned} .$$

Then $c(x) = 1 + 2 = 3$, $c(y) = 3 + 1 = 4$, thus $y \succ x$. However $c'(x) = 1 + 3 = 4$, $c'(y) = 2 + 1 = 3$, so $x \succ y$. As we can see the certain decision makers preference order between x and y is the same in both case, but the collective preference of the group is different.

Let \mathbb{R}_I denote the set of the I -element full and transitive partial orders on an at least three-element X set, and be \preceq the collective preference of the group which is Pareto and satisfies the condition of pairwise independence. Then \preceq is necessarily dictatorial. This result originated with Arrow shows that there is no such group decision-making function which could satisfy these two basic and natural requirements.

Example 27.16 The method of **paired comparison** is as follows. Be $x, y \in X$ arbitrary, and let's denote $P(x, y)$ the number of decision makers, to which $x \succ_i y$. After that, the collective preference of the group is the following:

$$\begin{aligned} x \succ y &\iff P(x, y) > P(y, x) \\ x \sim y &\iff P(x, y) = P(y, x) \\ x \prec y &\iff P(x, y) < P(y, x), \end{aligned}$$

that is $x \succ y$ if and only if more than one decision makers prefer the x alternative to y . Let's assume again that X consists of three elements, $X = \{x, y, z\}$ and the individual preferences for $I = 3$

$$\begin{aligned} x &\succ_1 y \succ_1 z \\ z &\succ_2 x \succ_2 y \\ y &\succ_3 z \succ_3 x \end{aligned} .$$

Thus, in the collective preference $x \succ y$, because $P(x, y) = 2$ and $P(y, x) = 1$. Similarly $y \succ z$, because $P(y, z) = 2$ and $P(z, y) = 1$, and $z \succ x$, since $P(z, x) = 2$ and $P(x, z) = 1$. Therefore $x \succ y \succ z \succ x$ which is inconsistent with the requirements of transitivity.

Decision makers	Alternatives				Weights
	1	2	...	N	
1	a_{11}	a_{12}	...	a_{1N}	α_1
2	a_{21}	a_{22}	...	a_{2N}	α_2
\vdots	\vdots	\vdots		\vdots	\vdots
I	a_{I1}	a_{I2}	...	a_{IN}	α_I

Figure 27.11 Group decision-making table.

The methods discussed so far didn't take account of the important circumstance that the decision makers aren't necessarily in the same position, that is they can have different importance. This importance can be characterized by weights. In this generalized case we have to modify the group decision-making methods as required. Let's assume that X is finite set, denote N the number of alternatives. We denote the preferences of the decision makers by the numbers ranging from 1 to N , where 1 is assigned to the most favorable, while N is assigned to most unfavorable alternative. It's imaginable that the two alternatives are equally important, then we use fractions. For example, if we can't distinguish between the priority of the 2nd and 3rd alternatives, then we assign 2.5 to each of them. Usually the average value of the indistinguishable alternatives is assigned to each of them. In this way, the problem of the group decision can be given by a table which rows correspond to the decision makers and columns correspond to the decision alternatives. Every row of the table is a permutation of the $1, 2, \dots, N$ numbers, at most some element of it is replaced by some average value if they are equally-preferred. Figure 27.11 shows the given table in which the last column contains the weights of the decision makers.

In this general case the *majority rule* can be defined as follows. For all of the j alternatives determine first the aggregate weight of the decision makers to which the alternative j is the best possibility, then select that alternative for the best collective one for which this sum is the biggest. If our goal is not only to select the best, but to rank all of the alternatives, then we have to choose descending order in this sum to rank the alternatives, where the biggest sum selects the best, and the smallest sum selects the worst alternative. Mathematically, be

$$f(a_{ij}) = \begin{cases} 1, & \text{ha } a_{ij} = 1, \\ 0 & \text{otherwise} \end{cases} \quad (27.38)$$

and

$$A_j = \sum_{i=1}^I f(a_{ij})\alpha_i \quad (27.39)$$

for $j = 1, 2, \dots, I$. The j_0 th alternative is considered the best by the group, if

$$A_{j_0} = \max_j \{A_j\}. \quad (27.40)$$

The formal algorithm is as follows:

MAJORITY-RULE(A)

```

1  $A_1 \leftarrow 0, A_2 \leftarrow 0, \dots, A_N \leftarrow 0, max \leftarrow 0$ 
2 for  $i \leftarrow 1$  to  $N$ 
3   do for  $j \leftarrow 1$  to  $I$ 
4     do if  $a_{ji} = 1$ 
5       then  $A_i \leftarrow A_i + \alpha_j$ 
6   if  $A_i > max$ 
7     then  $max \leftarrow A_i$ 
8          $ind \leftarrow i$ 
9 return  $ind$ 

```

Applying the *Borda measure*, let

$$B_j = \sum_{i=1}^I a_{ij} \alpha_i, \quad (27.41)$$

and alternative j_0 is the result of the group decision if

$$B_{j_0} = \min_j \{B_j\}. \quad (27.42)$$

The Borda measure can be described by the following algorithm:

BORDA-MEASURE-METHOD(A, α)

```

1  $B_1 \leftarrow 0, B_2 \leftarrow 0, \dots, B_N \leftarrow 0, max \leftarrow 0$ 
2 for  $j \leftarrow 1$  to  $N$ 
3   do for  $i \leftarrow 1$  to  $I$ 
4     do  $B_j \leftarrow B_j + a_{ij} \alpha_i$ 
5   if  $B_j > max$ 
6     then  $max \leftarrow B_j$ 
7          $ind \leftarrow j$ 
8 return  $ind$ 

```

Applying the method of *paired comparison*, let with any $j, j' \in X$

$$P(j, j') = \sum_{\{i | a_{ij} < a_{ij'}\}} \alpha_i \quad (27.43)$$

which gives the weight of the decision makers who prefer the alternative j to j' . In the collective decision

$$j \succ j' \iff P(j, j') > P(j', j).$$

In many cases the collective partial order given this way doesn't result in a clearly

Committee Members	Alternatives				Weights
	1	2	3	4	
1	1	3	2	4	0.3
2	2	1	4	3	0.2
3	1	3	2	4	0.2
4	2	3	1	4	0.1
5	3	1	4	2	0.1
6	1	4	2	3	0.1

Figure 27.12 The database of Example 27.17

best alternative. In such cases further analysis (for example using some other method) need on the

$$S^* = \{j | j \in X \text{ and there is no such } j' \in X, \text{ for which } j' \succ j\}$$

non-dominated alternative set.

By this algorithm we construct a matrix consists of the $\{0, 1\}$ elements, where $a_{jl} = 1$ if and only if the j alternative is better in all then alternative l . In the case of draw $a_{jl} = \frac{1}{2}$.

PAIRED-COMPARISON(A)

```

1  for  $j \leftarrow 1$  to  $N - 1$ 
2    do for  $l \leftarrow j$  to  $N$ 
3      do  $z \leftarrow 0$ 
4        for  $i \leftarrow 1$  to  $I$ 
5          do if  $a_{ij} > a_{il}$ 
6            then  $z \leftarrow z + 1$ 
7        if  $z > \frac{N}{2}$ 
8          then  $a_{jl} \leftarrow 1$ 
9        if  $z = \frac{N}{2}$ 
10       then  $a_{jl} \leftarrow \frac{1}{2}$ 
11       if  $z < \frac{N}{2}$ 
12         then  $a_{jl} \leftarrow 0$ 
13        $a_{lj} \leftarrow a_{jl}$ 
14  return  $A$ 
```

Example 27.17 Four proposal were received by the Environmental Authority for the cleaning of a chemically contaminated site. A committee consists of 6 people has to choose the best proposal and thereafter the authority can conclude the contract for realizing the proposal. Figure 27.12 shows the relative weight of the committee members and the personal preferences.

Majority rule

Using the *majority rule*

$$\begin{aligned} A_1 &= 0.3 + 0.2 + 0.1 = 0.6 \\ A_2 &= 0.2 + 0.1 = 0.3 \\ A_3 &= 0.1 \\ A_4 &= 0, \end{aligned}$$

so the first alternative is the best.

Using the *Borda measure*

$$\begin{aligned} B_1 &= 0.3 + 0.4 + 0.2 + 0.2 + 0.3 + 0.1 = 1.5 \\ B_2 &= 0.9 + 0.2 + 0.6 + 0.3 + 0.1 + 0.4 = 2.5 \\ B_3 &= 0.6 + 0.8 + 0.4 + 0.1 + 0.4 + 0.2 = 2.5 \\ B_4 &= 1.2 + 0.6 + 0.8 + 0.4 + 0.2 + 0.3 = 3.5. \end{aligned}$$

In this case the first alternative is the best as well, but this method shows equally good the second and third alternatives. Notice, that in the case of the previous method the second alternative was better than the third one.

In the case of the method of *paired comparison*

$$\begin{aligned} P(1, 2) &= 0.3 + 0.2 + 0.1 + 0.1 = 0.7 \\ P(2, 1) &= 0.2 + 0.1 = 0.3 \\ P(1, 3) &= 0.3 + 0.2 + 0.2 + 0.1 + 0.1 = 0.9 \\ P(3, 1) &= 0.1 \\ P(1, 4) &= 0.3 + 0.2 + 0.2 + 0.1 + 0.1 = 0.9 \\ P(4, 1) &= 0.1 \\ P(2, 3) &= 0.2 + 0.1 + 0.1 = 0.4 \\ P(3, 2) &= 0.3 + 0.2 + 0.1 = 0.6 \\ P(2, 4) &= 0.3 + 0.2 + 0.2 + 0.1 + 0.1 = 0.9 \\ P(4, 2) &= 0.1 \\ P(3, 4) &= 0.3 + 0.2 + 0.1 + 0.1 = 0.7 \\ P(4, 3) &= 0.2 + 0.1 = 0.3. \end{aligned}$$

Thus $1 \succ 2, 1 \succ 3, 1 \succ 4, 3 \succ 2, 2 \succ 4$ and $3 \succ 4$. These references are showed by Figure 27.13. The first alternative is better than any others, so this is the obvious choice.

In the above example all three methods gave the same result. However, in several practical cases one can get different results and the decision makers have to choose on the basis of other criteria.

Exercises

27.4-1 Let's consider the following group decision-making table:

Apply the majority rule.

27.4-2 Apply the Borda measure to the previous exercise.

27.4-3 Apply the method of paired comparison to Exercise 27.4-1.

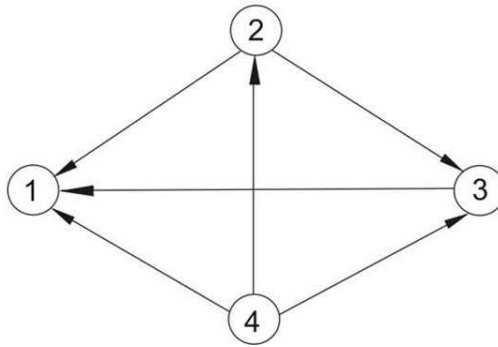


Figure 27.13 The preference graph of Example 27.17

Decision makers	Alternatives					Weights
	1	2	3	4	5	
1	1	3	2	5	4	3
2	1	4	5	2	3	2
3	5	4	1	3	2	2
4	4	3	2	1	5	1

Figure 27.14 Group decision-making table

Decision makers	Alternatives			Weights
	1	2	3	
1	1	2	3	1
2	3	2	1	1
3	2	1	3	1
4	1	3	2	1

Figure 27.15 Group decision-making table

27.4-4 Let's consider now the following group decision-making table:

Repeat Exercise 27.4-1 for this exercise.

27.4-5 Apply the Borda measure to the previous exercise.

27.4-6 Apply the method of paired comparison to Exercise 27.4-4.

27.5. Applications of Pareto games

Let I denote again the number of decision makers but suppose now that the decision makers have more than one objective functions separately. There are several possibility to handle such problems:

- (A) In the application of multi-objective programming, let α_i denote the weight of

the i th decision maker, and let $\beta_{i1}, \beta_{i2}, \dots, \beta_{ic(i)}$ be the weights of this decision maker's objective functions. Here $c(i)$ denote the number of the i th decision maker's objective functions. Thus we can get an optimization problem with the $\sum_{i=1}^I c(i)$ objective function, where all of the decision makers' all the objective functions mean the objective function of the problem, and the weights of the certain objective functions are the $\alpha_i \beta_{ij}$ sequences. We can use any of the methods from Chapter 27.1. to solve this problem.

- (B) We can get another family of methods in the following way. Determine an utility function for every decision maker (as described in Chapter 27.1.1.), which compresses the decision maker's preferences into one function. In the application of this method every decision maker has only one (new) objective function, so any methods and solution concepts can be used from the previous chapters.
- (C) A third method can be given, if we determine only the partial order of the certain decision makers defined on an alternative set by some method instead of the construction of utility functions. After that we can use any method of Chapter 27.4. directly.

Example 27.18 Modify the previous chapter as follows. Let's suppose again that we choose from four alternatives, but assume now that the committee consists of three people and every member of it has two objective functions. The first objective function is the technical standards of the proposed solution on a subjective scale, while the second one are the odds of the exact implementation. The latter one is judged subjectively by the decision makers individually by the preceding works of the supplier. The data is shown in Figure 27.16., where we assume that the first objective function is judged on a subjective scale from 0 to 100, so the normalized objective function values are given dividing by 100. Using the weighting method we get the following aggregate utility function values for the separate decision makers:

1. Decision maker

First alternative:	$0.9(0.5) + 0.9(0.5)$	$= 0.9$
Second alternative:	$0.75(0.5) + 0.8(0.5)$	$= 0.775$
Third alternative:	$0.8(0.5) + 0.7(0.5)$	$= 0.75$
Fourth alternative:	$0.85(0.5) + 0.8(0.5)$	$= 0.825$

2. Decision maker

First alternative:	$0.85(0.6) + 0.8(0.4)$	$= 0.83$
Second alternative:	$0.8(0.6) + 0.9(0.4)$	$= 0.84$
Third alternative:	$0.7(0.6) + 0.8(0.4)$	$= 0.74$
Fourth alternative:	$0.9(0.6) + 0.85(0.4)$	$= 0.88$

Decision maker	Objective function	Alternatives				Objective function weight	Decision weight
		1	2	3	4		
1	1	90	75	80	85	0.5	
	2	0.9	0.8	0.7	0.8	0.5	
2	1	85	80	70	90	0.6	
	2	0.8	0.9	0.8	0.85	0.4	
3	1	80	90	75	70	0.7	
	2	0.85	0.8	0.9	0.8	0.3	

Figure 27.16 The database of Example 27.18

3. Decision maker

$$\begin{aligned}
 \text{First alternative:} & \quad 0.8(0.7) + 0.85(0.3) = 0.815 \\
 \text{Second alternative:} & \quad 0.9(0.7) + 0.8(0.3) = 0.87 \\
 \text{Third alternative:} & \quad 0.75(0.7) + 0.9(0.3) = 0.795 \\
 \text{Fourth alternative:} & \quad 0.7(0.7) + 0.8(0.3) = 0.73
 \end{aligned}$$

The preferences thus are the following:

$$1 \succ_1 4 \succ_1 2 \succ_1 3, 4 \succ_2 2 \succ_2 1 \succ_2 3, \text{ and } 2 \succ_3 1 \succ_3 3 \succ_3 4.$$

For example, in the application of Borda measure

$$\begin{aligned}
 B_1 &= 1(0.4) + 3(0.3) + 2(0.3) = 1.9 \\
 B_2 &= 3(0.4) + 2(0.3) + 1(0.3) = 2.1 \\
 B_3 &= 4(0.4) + 4(0.3) + 3(0.3) = 3.7 \\
 B_4 &= 2(0.4) + 1(0.3) + 4(0.3) = 2.3
 \end{aligned}$$

are given, so the group-order of the four alternatives

$$1 \succ 2 \succ 4 \succ 3.$$

Exercises

27.5-1 Let's consider the following table:

Let's consider that the objective functions are already normalized. Use method (A) to solve the exercise.

27.5-2 Use method (B) for the previous exercise, where the certain decision makers' utility functions are given by the weighting method, and the group decision making is given by the Borda measure.

27.5-3 Solve Exercise 27.5-2 using the method of paired comparison instead of Borda measure.

Decision maker	Objective function	Alternatives			Objective function weight	Decision maker weight
		1	2	3		
1	1	0.6	0.8	0.7	0.6	0.5
	2	0.9	0.7	0.6	0.4	
2	1	0.5	0.3	0.4	0.5	0.25
	2	0.6	0.8	0.7	0.5	
3	1	0.4	0.5	0.6	0.4	0.25
	2	0.7	0.6	0.6	0.4	
	3	0.5	0.8	0.6	0.2	

Figure 27.17

27.6. Axiomatic methods

For the sake of simplicity, let's consider that $I = 2$, that is we'd like to solve the conflict between two decision makers. Assume that the consequential space H is convex, bounded and closed in \mathbb{R}^2 , and there is given a $\mathbf{f}_* = (f_{1*}, f_{2*})$ point which gives the objective function values of the decision makers in cases where they are unable to agree. We assume that there is such $\mathbf{f} \in H$ that $\mathbf{f} > \mathbf{f}_*$. The conflict is characterized by the (H, \mathbf{f}_*) pair. The solution obviously has to depend on both H and \mathbf{f}_* , so it is some function of them: $\phi(H, \mathbf{f}_*)$.

For the case of the different solution concepts we demand that the solution function satisfies some requirements which treated as axioms. These axioms require the correctness of the solution, the certain axioms characterize this correctness in different ways.

In the case of the *classical Nash* solution we assume the following:

- (i) $\phi(H, \mathbf{f}_*) \in H$ (possibility)
- (ii) $\phi(H, \mathbf{f}_*) \geq \mathbf{f}_*$ (rationality)
- (iii) $\phi(H, \mathbf{f}_*)$ is Pareto solution in H (Pareto optimality)
- (iv) If $H_1 \subseteq H$ and $\phi(H, \mathbf{f}_*) \in H_1$, necessarily $\phi(H_1, \mathbf{f}_*) = \phi(H, \mathbf{f}_*)$ (independence of irrelevant alternatives)
- (v) Be $T : \mathbb{R}^2 \mapsto \mathbb{R}^2$ such linear transformation that $T(f_1, f_2) = (\alpha_1 f_1 + \beta_1, \alpha_2 f_2 + \beta_2)$ is positive for α_1 and α_2 . Then $\phi(T(H), T(\mathbf{f}_*)) = T(\phi(H, \mathbf{f}_*))$ (invariant to affine transformations)
- (vi) If H and \mathbf{f}_* are symmetrical, that is $f_{1*} = f_{2*}$ and $(f_1, f_2) \in H \iff (f_2, f_1) \in H$, then the components of $\phi(H, \mathbf{f}_*)$ be equals (symmetry).

Condition (i) demands the possibility of the solution. Condition (ii) requires that none of the rational decision makers agree on a solution which is worse than the one could be achieved without consensus. On the basis of condition (iii) there

is no better solution than the friendly solution. According to requirement (iv), if after the consensus some alternatives lost their possibility, but the solution is still possible, the solution remains the same for the reduced consequential space. If the dimension of any of the objective functions changes, the solution can't change. This is required by (v), and the last condition means that if two decision makers are in the absolutely same situation defining the conflict, we have to treat them in the same way in the case of solution. The following essential result originates from Nash:

Theorem 27.6 *The (i)-(vi) conditions are satisfied by exactly one solution function, and $\phi(H, \mathbf{f}_*)$ can be given by as the*

$$\begin{aligned} (f_1 - f_{1*})(f_2 - f_{2*}) &\longrightarrow \max && ((f_1, f_2) \in H) \\ f_1 &\geq f_{1*} \\ f_2 &\geq f_{2*} \end{aligned} \tag{27.44}$$

optimum problem unique solution.

Example 27.19 Let's consider again the consequential space showed in Figure 27.3 before, and suppose that $(f_{1*}, f_{2*}) = (0, -1)$, that is it comprises the worst values in its components. Then Exercise (27.44) is the following:

$$\begin{aligned} f_1(f_2 + 1) &\longrightarrow \max \\ f_2 &\leq f_1 \\ f_2 &\leq 3 - 2f_1 \\ f_2 &\geq -\frac{1}{2}f_1. \end{aligned}$$

It's easy to see that the optimal solution is $f_1 = f_2 = 1$.

Notice that problem (27.44) is a distance dependent method, where we maximize the geometric distance from the (f_{1*}, f_{2*}) point. The algorithm is the solution of the (27.44) optimum problem.

Condition (vi) requires that the two decision makers must be treated equally. However in many practical cases this is not an actual requirement if one of them is in stronger position than the other.

Theorem 27.7 *Requirements (i)-(v) are satisfied by infinite number of functions, but every solution function comprises such $0 \leq \alpha \leq 1$, that the solution is given by as the*

$$\begin{aligned} (f_1 - f_{1*})\alpha(f_2 - f_{2*})^{1-\alpha} &\longrightarrow \max && ((f_1, f_2) \in H) \\ f_1 &\geq f_{1*} \\ f_2 &\geq f_{2*} \end{aligned} \tag{27.45}$$

optimum problem unique solution.

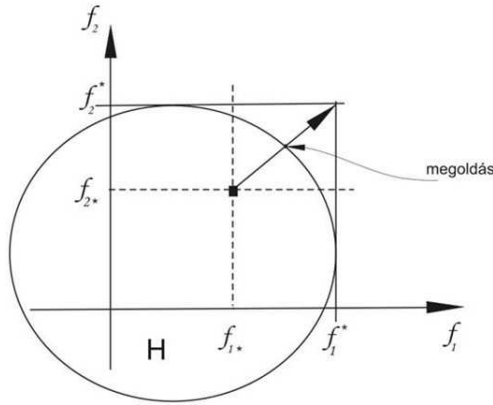


Figure 27.18 Kalai-Smorodinsky solution.

Notice that in the case of $\alpha = \frac{1}{2}$, problem (27.45) reduces to problem (27.44). The algorithm is the solution of the (27.45) optimum problem.

Many author criticized Nash's original axioms, and beside the modification of the axiom system, more and more new solution concepts and methods were introduced. Without expose the actual axioms, we will show the methods judged to be of the utmost importance by the literature.

In the case of the *Kalai-Smorodinsky solution* we determine firstly the ideal point, which coordinates are:

$$f_i^* = \max\{f_i | (f_1, f_2) \in H, (f_1, f_2) \geq \mathbf{f}_*\},$$

then we will accept the last mutual point of the half-line joining \mathbf{f}_* to the ideal point and H as solution. Figure 27.18. shows the method. Notice that this is an direction dependent method, where the half-line shows the direction of growing and \mathbf{f}_* is the chosen start point.

The algorithm is the solution of the following optimum problem.

$$t \longrightarrow \max$$

provided that

$$\mathbf{f}_* + t(\mathbf{f}^* - \mathbf{f}_*) \in H.$$

Example 27.20 In the case of the previous example $\mathbf{f}_* = (0, -1)$ and $\mathbf{f}^* = (2, 1)$. We can see in Figure 27.19, that the last point of the half-line joining \mathbf{f}_* to \mathbf{f}^* in H is the intersection point of the half-line and the section joining $(1, 1)$ to $(2, -1)$.

The equation of the half-line is

$$f_2 = f_1 - 1,$$

while the equation of the joining section is

$$f_2 = -2f_1 + 3,$$

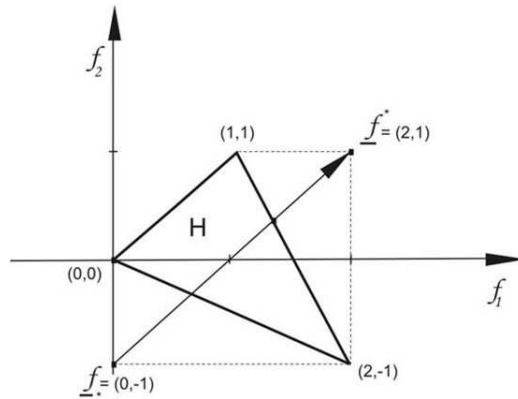


Figure 27.19 Solution of Example 27.20

so the intersect point: $f_1 = \frac{4}{3}, f_2 = \frac{1}{3}$.

In the case of the *equal-loss method* we assume, that starting from the ideal point the two decision makers reduce the objective function values equally until they find a possible solution. This concept is equivalent to the solution of the

$$t \longrightarrow \min \quad ((f_1^* - t, f_2^* - t) \in H) \tag{27.46}$$

optimum problem. Let t^* denote the minimal t value, then the $(f_1^* - t^*, f_2^* - t^*)$ point is the solution of the conflict. The algorithm is the solution of the (27.46) optimum problem.

Example 27.21 In the case of the previous example $f^* = (2, 1)$, so starting from this point going by the 45° line, the first possible solution is the $f_1 = \frac{4}{3}, f_2 = \frac{1}{3}$ point again.

In the case of the method of *monotonous area* the (f_1, f_2) solution is given by as follows. The linear section joining (f_{1*}, f_{2*}) to (f_1, f_2) divides the set H into two parts, if (f_1, f_2) is a Pareto optimal solution. In the application of this concept we require the two areas being equal. Figure 27.20 shows the concept. The two areas are given by as follows:

$$\int_{f_{1*}}^{f_1} (g(t) - f_{2*})dt - \frac{1}{2}(f_1 - f_{1*})(g(f_1) - f_{2*})$$

and

$$\frac{1}{2}(f_1 - f_{1*})(g(f_1) - f_{2*}) + \int_{f_1}^{f_{1*}} (g(t) - f_{2*})dt$$

where we suppose that $f_2 = g(f_1)$ defines the graph of the Pareto optimal solution. Thus we get a simple equation to determine the unknown value of f_1 .

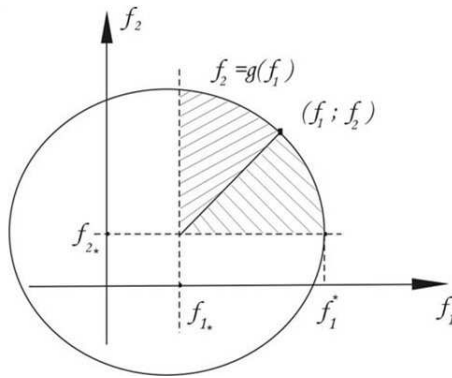


Figure 27.20 The method of monotonous area.

The algorithm is the solution of the following nonlinear, univariate equation:

$$\int_{f_{1*}}^{f_1} (g(t) - f_{2*})dt - \int_{f_1}^{f_{1*}} (g(t) - f_2^*)dt - (f_1 - f_{1*})(g(f_1) - f_{2*}) = 0.$$

Any commonly known (bisection, secant, Newton’s method) method can be used to solve the problem.

Exercises

- 27.6-1 Consider that $H = \{(f_1, f_2) | f_1, f_2 \geq 0, f_1 + 2f_2 \leq 4\}$. Be $f_{1*} = f_{2*} = 0$. Use the (27.44) optimum problem.
- 27.6-2 Assume that the two decision makers are not equally important in the previous exercise. $\alpha = \frac{1}{3}, 1 - \alpha = \frac{2}{3}$. Solve the (27.45) optimum problem.
- 27.6-3 Use the Kalai–Smorodinsky solution for Exercise 27.6-1
- 27.6-4 Use the equal-loss method for Exercise 27.6-1
- 27.6-5 Use the method of monotonous area for Exercise 27.6-1

Problems

27-1 Első feladat címe

Prove that the solution of problem (27.9) is Pareto optimal for any positive $\alpha_1, \alpha_2, \dots, \alpha_I$ values.

27-2 Masodik feladat címe

Prove that the distance dependent methods always give Pareto optimal solution for ρ_1 . Is it also true for ρ_∞ ?

27-3 Harmadik feladat címe

Find a simple example for which the direction dependent methods give non Pareto optimal solution.

27-4 Negyedik feladat címe

Suppose in addition to the conditions of 27.4. that all of the f_i functions are strictly concave in x_i . Give an example for which there are more than one equilibrium.

27-5 Ötödik feladat címe

Prove that the Shapley values result imputation and satisfy the (27.35)–(27.36) conditions.

27-6 Hatodik feladat címe

Solve such a group decision making table where the method of paired comparison doesn't satisfy the requirement of transitivity. That is there are such i, j, k alternatives for which $i \succ j$, $j \succ k$, but $k \succ i$.

27-7 Hetedik feladat címe

Construct such an example, where the application of Borda measure equally qualifies all of the alternatives.

27-8 Nyolcadik feladat címe

Prove that using the Kalai–Smorodinsky solution for non convex H , the solution is not necessarily Pareto optimal.

27-9 Kilencedik feladat címe

Show that for non convex H , neither the equal-loss method nor the method of monotonous area can guarantee Pareto optimal solution.

Chapter Notes

Readers interested in multi-objective programming can find addition details and methods related to the topic in the [260] book. There are more details about the method of equilibrium and the solution concepts of the cooperative games in the [79] monograph. The [266] monograph comprises additional methods and formulas from the methodology of group decision making. Additional details to Theorem 27.6 originates from Hash can be found in [191]. One can read more details about the weakening of the conditions of this theorem in [107]. Details about the Kalai–Smorodinsky solution, the equal-loss method and the method of monotonous area can be found respectively in [138], [55] and [3]. Note finally that the [269] summary paper discuss the axiomatic introduction and properties of these and other newer methods.

The results discussed in this chapter can be found in the book of Molnár Sándor and Szidarovszky Ferenc [182] in details.

28. General Purpose Computing on Graphics Processing Units

GPGPU stands for **General-Purpose** computation on **Graphics Processing Units**, also known as GPU Computing. Graphics Processing Units (*GPU*) are highly parallel, multithreaded, manycore processors capable of very high computation and data throughput. Once specially designed for computer graphics and programmable only through graphics APIs, today's GPUs can be considered as general-purpose parallel processors with the support for accessible programming interfaces and industry-standard languages such as C.

Developers who port their applications to GPUs often achieve speedups of orders of magnitude vs. optimized CPU implementations. This difference comes from the high floating point performance and peak memory bandwidth of GPUs. This is because the GPU is specialized for compute-intensive, highly parallel computation—exactly what graphics rendering is about—and therefore designed such that more transistors are devoted to data processing rather than data caching and flow control. From the developer's point of view this means that hardware latencies are not hidden, they must be managed explicitly, and writing an efficient GPU program is not possible without the knowledge of the architecture.

Another reason of discussing GPGPU computing as a specific field of computer science is that although a GPU can be regarded as a parallel system, its architecture is not a clean implementation of parallel computing models (see Chapter 15 of this book titled *Parallel Computations*). Instead, it has the features of many different models, like pipelines, vector or array processors, *Single-Instruction Multiple-Data* (*SIMD*) machines, stream-processors, multi-processors connected via shared memory, hard-wired algorithms, etc. So, when we develop solutions for this special architecture, the ideas applicable for many different architectures should be combined in creative ways.

GPUs are available as graphics cards, which must be mounted into computer systems, and a runtime software package must be available to drive the computations. A graphics card has programmable processing units, various types of memory and cache, and fixed-function units for special graphics tasks. The hardware operation must be controlled by a program running on the host computer's CPU through *Application Programming Interfaces* (*API*). This includes uploading programs to GPU units and feeding them with data. Programs might be written and compiled

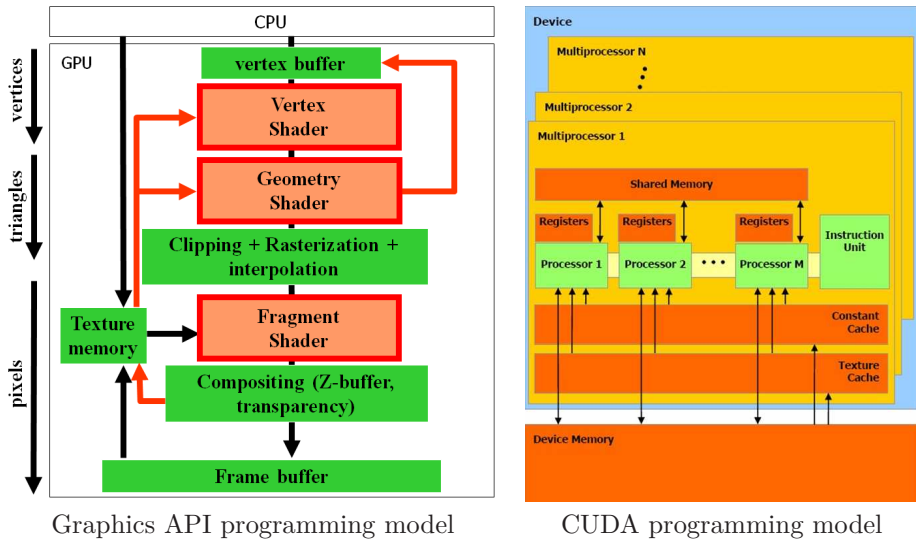


Figure 28.1 GPU programming models for shader APIs and for CUDA. We depict here a Shader Model 4 compatible GPU. The programmable stages of the shader API model are red, the fixed-function stages are green.

from various programming languages, some originally designed for graphics (like *Cg* [194] or *HLSL* [177]) and some born by the extension of generic programming languages (like CUDA C). The programming environment also defines a *programming model* or *virtual parallel architecture* that reflects how programmable and fixed-function units are interconnected. Interestingly, different programming models present significantly different virtual parallel architectures (Figure 28.1). Graphics APIs provide us with the view that the GPU is a pipeline or a stream-processor since this is natural for most of the graphics applications. *CUDA* [195] or *OpenCL* [143], on the other hand, gives the illusion that the GPU is a collection of multiprocessors where every multiprocessor is a wide SIMD processor composed of scalar units, capable of executing the same operation on different data. The number of multiprocessors in a single GPU can range nowadays up to a few hundreds and a single multiprocessor typically contains 8 or 16 scalar units sharing the instruction decoder.

The total number of scalar processors is the product of the number of multiprocessors and the number of SIMD scalar processors per multiprocessor, which can be well over a thousand. This huge number of processors can execute the same program on different data. A single execution of the program is called the *thread*. A multiprocessor executes a *thread block*. All processors have some fast local memory, which is only accessible to threads executed on the same processor, i.e. to a thread block. There is also global device memory to which data can be uploaded or downloaded from by the host program. This memory can be accessed from mul-

tiprocessors through different caching and synchronization strategies. Compared to the CPU, this means less transistors for caching, less cache performance in general, but more control for the programmer to make use of the memory architecture in an efficient way.

The above architecture favours the parallel execution of short, coherent computations on compact pieces of data. Thus, the main challenge of porting algorithms to the GPU is that of parallelization and decomposition to independent computational steps. GPU programs, which perform such a step when executed by the processing units, are often called *kernels* or *shaders*, the former alludes to the parallel data processing aspect and the latter is a legacy of the fundamental graphics task: the simulation of light reflection at object surfaces, better known as shading.

GPU programming languages and control APIs have grown pretty similar to each other in both capabilities and syntax, but they can still be divided into graphics and GPGPU solutions. The two approaches can be associated with two different programmer attitudes. While GPGPU frameworks try to add some constructs to programming languages to prepare regular code for parallel execution, graphics APIs extend previously very limited parallel shader programs into flexible computational tools. This second mindset may seem obsolete or only relevant in specific graphics-related scenarios, but in essence it is not about graphics at all: it is about the implicit knowledge of how parallel algorithms work, inherent to the incremental image synthesis pipeline. Therefore, we first discuss this pipeline and how the GPU device is seen by a graphics programmer. This will not only make the purpose and operation of device components clear, but also provides a valid and tried approach to general purpose GPU programming, and what GPU programs should ideally look like. Then we introduce the GPGPU approach, which abandons most of the graphics terminology and neglects task-specific hardware elements in favour of a higher abstraction level.

28.1. The graphics pipeline model

The graphics pipeline model provides an abstraction over the GPU hardware where we view it as a device which performs *incremental image synthesis* [261] (see Chapter 22 of this book, titled *Computer Graphics* of this book). Incremental image synthesis aims to render a virtual world defined by a numerical model by transforming it into linear primitives (points, lines, triangles), and rasterizing these primitives to pixels of a discrete image. The process is composed of several algorithmic steps, which are grouped in pipeline stages. Some of these stages are realized by dedicated hardware components while others are implemented through programs run by GPUs. Without going into details, let us recap the image synthesis process (Figure 28.2):

- The virtual world is a collection of model instances. The models are approximated using triangle meshes. This is called .
- In order to perform shading, the objects have to be transformed into the coordinate system where the camera and lights are specified. This is either the *world space* or the *camera space*.

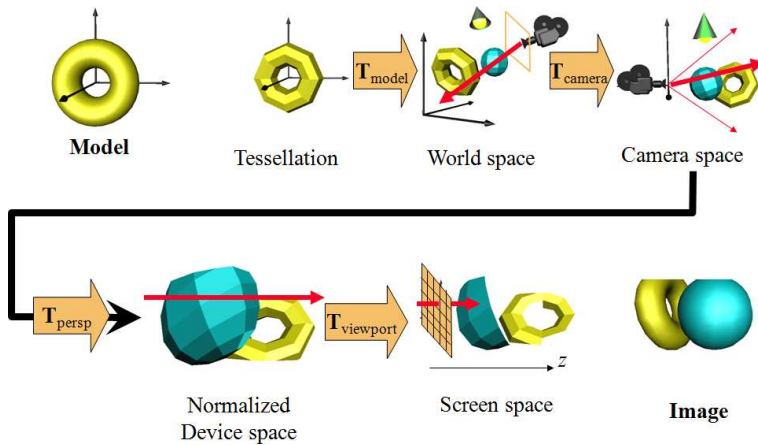


Figure 28.2 Incremental image synthesis process.

- Triangle vertices are projected on-screen according to the camera settings. Where a vertex should appear on the screen is found by applying the *camera transformation*, the *perspective transformation*, and finally the *viewport transformation*. In camera space the camera is in the origin and looks at the $-z$ direction. Rays originating at the camera focus, called the *eye* position, and passing through points on the window that represent the pixels of our display form a perspective bundle. The role of perspective transformation is to convert this perspective bundle into a parallel bundle of rays, thus to replace perspective projection by a parallel projection. After perspective transformation, the vertices are in *normalized device space* where the visible volume is an axis aligned cube defined by inequalities $-1 \leq x \leq 1$, $-1 \leq y \leq 1$, $-1 \leq z \leq 1$. Parts of the geometric primitives that are outside of this volume are removed by *clipping*. Normalized device space is further transformed to *screen space*, where the target image resolution and position are taken into account. Points of normalized device space coordinates $x = -1, y = -1$ are mapped to the lower left corner of the viewport rectangle on the screen. Points of $x = 1, y = 1$ are projected to the upper right corner. Meanwhile, the z range of $-1 \leq z \leq 1$ is converted to $[0, 1]$.
- In screen space every projected triangle is rasterized to a set of pixels. When an internal pixel is filled, its properties, including the z coordinate, also called the *depth value*, and shading data are computed via incremental linear interpolation from the vertex data. For every pixel, a shading color is computed from the interpolated data. The shading color of a pixel inside the projection of the triangle might be the color interpolated from the vertex colors. Alternatively, we can map images called *textures* onto the meshes. Texture images are 2D arrays of color records. An element of the texture image is called the *texel*. How the texture should be mapped onto triangle surfaces is specified by texture coordinates assigned to every vertex.

- Pixel colors are finally written to the *frame buffer* that is displayed on the computer screen. Besides the frame buffer, we maintain a *depth buffer* (also called *z-buffer* or *depth stencil texture*), containing screen space depth, which is the z coordinate of the point whose color value is in the frame buffer. Whenever a triangle is rasterized to a pixel, the color and the depth are overwritten only if the new depth value is less than the depth stored in the depth buffer, meaning the new triangle fragment is closer to the viewer. As a result, we get a rendering of triangles correctly occluding each other in 3D. This process is commonly called the *depth buffer algorithm*. The depth buffer algorithm is also an example of a more general operation, which computes the pixel data as some function of the new data and the data already stored at the same location. This general operation is called *merging*.

28.1.1. GPU as the implementation of incremental image synthesis

The GPU architecture as presented by the graphics API is the direct implementation of the image synthesis pipeline (left part of Figure 28.1). This pipeline is configured by the CPU via graphics API calls, and its operation is initiated by the *draw call*. A sequence of draw calls during which the configuration of the pipeline does not change (but the inputs do) is called a *pass*. A single draw call operates on a sequence of vertices, the attributes of which are stored in a *vertex buffer*.

Vertices are expected to be specified in modeling space with homogeneous coordinates. A point of *Cartesian coordinates* (x, y, z) can be defined by the quadruple of *homogeneous coordinates* $[xw, yw, zw, w]$ using an arbitrary, non-zero scalar w (for more details see Chapter 21 *Computer Graphics* of this book). This representation owes its name to the fact that if the elements of the quadruple are multiplied by the same scalar, then the represented point will not change. From homogeneous quadruple $[X, Y, Z, w]$ the Cartesian coordinates of the same point can be obtained by *homogeneous division*, that is as $(X/w, Y/w, Z/w)$. Homogeneous coordinates have several advantages over Cartesian coordinates. When homogeneous coordinates are used, even parallel lines have an intersection (an *ideal point*), thus the singularity of the Euclidean geometry caused by parallel lines is eliminated. Homogeneous linear transformations include *perspective projection* as well, which has an important role in rendering, but cannot be expressed as a linear function of Cartesian coordinates. Most importantly, the widest class of transformations that preserve lines and planes are those which modify homogeneous coordinates linearly.

Having set the vertex buffer, vertices defined by their coordinates and attributes like texture coordinates or color begin their journey down the graphics pipeline, visiting processing stages implemented by programmable shader processors or fixed-function hardware elements. We consider these stages one-by-one.

Tessellation If the vertices do not directly define the final triangle mesh, but they are control points of a parametric surface or define just a coarse version of the mesh, the first step is the development of the final mesh, which is called *tessellation*. As the programmability of this stage is limited and its GPGPU potential is small, we

do not discuss this stage further but assume that the vertex buffer contains the fine mesh that needs no tessellation.

Vertex processing Objects must be transformed to normalized device space for clipping, which is typically executed by a homogeneous linear transformation. Additionally, GPUs may also take the responsibility of illumination computation at the vertices of the triangle mesh. These operations are executed in the vertex shader. From a more general point of view, the vertex shader gets a single vertex at a time, modifies its attributes, including position, color, and texture coordinates, and outputs the modified vertex. Vertices are processed independently and in parallel.

The geometry shader The geometry shader stage receives vertex records along with primitive information. It may just pass them on as in the fixed-function pipeline, or spawn new vertices. Optionally, these may be written to an output buffer, which can be used as an input vertex buffer in a consecutive pass. A typical application of the geometry shader is procedural modeling, when a complex model is built from a single point or a triangle [170].

While vertex shaders have evolved from small, specialized units to general stream processors, they have kept the one record of output for every record of input scheme. The geometry shader, on the other hand, works on vertex shader output records (processed vertices), and outputs a varying (but limited) number of similar records.

Clipping The hardware keeps only those parts of the primitives that are inside an axis aligned cube of corners $(-1, -1, -1)$ and $(1, 1, 1)$ in normalized device space. In homogeneous coordinates, a point should meet the following requirements to be inside:

$$-w \leq x \leq w, \quad -w \leq y \leq w, \quad -w \leq z \leq w.$$

This formulation complies to the OpenGL [192] convention. It is valid e.g. in the Cg language when compiling for an OpenGL vertex shader profile. The last pair of inequalities can also be defined as $0 \leq z \leq w$, as Direct3D assumes. This is the case for Cg Direct3D profiles and in the HLSL standard. The difference is hidden by compilers which map vertex shader output to what is expected by the clipping hardware.

Clipping is executed by a fixed-function hardware of the GPU, so its operation can neither be programmed nor modified. However, if we wish our primitives to continue their path in further stages of the pipeline, the conditions of the clipping must be satisfied. In GPGPU, the clipping hardware is considered as a *stream filter*. If it turns out that a data element processed by vertex and geometry shader programs needs to be discarded, vertices should be set to move the primitive out of the clipping volume. Then the clipping hardware will delete this element from the pipeline.

After clipping the pipeline executes , that is, it converts homogeneous coordinates to Cartesian ones by dividing the first three homogeneous coordinates by the fourth (w). The points are then transformed to where the first two Cartesian coordinates select the pixel in which this point is visible.

Rasterization with linear interpolation The heart of the pipeline is the non-programmable rasterization stage. This is capable of converting linear primitives (triangles, line segments, points) into discrete *fragments* corresponding to digital image pixels. More simply put, it draws triangles if the screen coordinates of the vertices are given. Pipeline stages before the rasterizer have to compute these vertex coordinates, stages after it have to process the fragments to find pixel colors.

Even though the base functionality of all stages can be motivated by rasterization, GPGPU applications do not necessarily make use of drawing triangles. Still, the rasterizer can be seen to work as a stream expander, launching an array of fragment computations for all primitive computations, only the triangles have to be set up cleverly.

Rasterization works in *screen space* where the x, y coordinates of the vertices are equal to those integer pixel coordinates where the vertices are projected. The vertices may have additional properties, such as a z coordinate in screen space, texture coordinates and color values. When a triangle is rasterized, all those pixels are identified which fall into the interior of the projection of the triangle. The properties of the individual pixels are obtained from the vertex properties using linear interpolation.

Fragment shading The fragment properties interpolated from vertex properties are used to find the fragment color and possibly a modified depth value. The classical operation for this includes fetching the texture memory addressed by the interpolated texture coordinates and modulating the result with the interpolated color.

Generally, fragment shader programs get the interpolated properties of the fragment and output the color and optionally modify the depth of the fragment. Like the vertex shader, the fragment shader is also one-record-in, one-record-out type processor. The fragment shader is associated with the target pixel, so it cannot write its output anywhere else.

Merging When final fragment colors are computed, they may not directly be written to the image memory, but the *output merger* stage is responsible for the composition. First, the depth test against the depth buffer is performed. Note that if the fragment shader does not modify the z value, depth testing might be moved before the execution of the fragment shader. This *early z -culling* might improve performance by not processing irrelevant fragments.

Finally, the output merger blends the new fragment color with the existing pixel color, and outputs the result. This feature could implement *blending* needed for *transparent surface rendering* (Figure 28.3).

In GPGPU, blending is mainly useful if we need to find the sum, minimum or maximum of results from consecutive computations without a need of reconfiguring the pipeline between them.

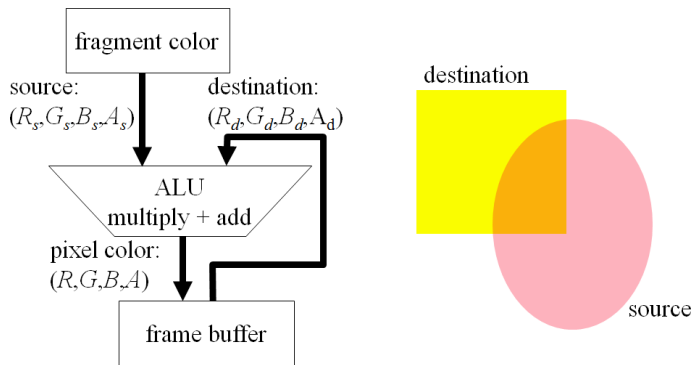


Figure 28.3 Blending unit that computes the new pixel color of the frame buffer as a function of its old color (destination) and the new fragment color (source).

28.2. GPGPU with the graphics pipeline model

In general purpose programming, we are used to concepts like input data, temporary data, output data, and functions that convert input data to temporary and finally to output data according to their parameters. If we wish to use the GPU as presented by a graphics API, our programming concepts should be mapped onto the concepts of incremental image synthesis, including geometric primitives, vertex/primitive/fragment processing, rasterization, texturing, merging, and final image. There are many different possibilities to establish this correspondence, and their comparative advantages also depend on the actual algorithm. Here we consider a few general approaches that have proven to be successful in high performance computing applications. First, we discuss how our general purpose programming concepts can be related to GPU features.

28.2.1. Output

GPUs render images, i.e. two-dimensional arrays of pixels. The *render target* can be the frame buffer that is displayed or an output texture (in the latter case, the pixel is often referred to as a texel). In GPGPU the output is usually a texture since texels can be stored in floating point format unlike the final frame buffer values that are unsigned bytes. Furthermore, textures can be used later on as inputs of subsequent computation passes, i.e. the two-dimensional output texture can be interpreted as one or two-dimensional input texture in the next rendering pass, or as a single layer of a three-dimensional texture. In older GPUs, a pixel was capable of storing at most five floating point values since a color is typically identified by red, green, blue, and opacity values, and hidden surface elimination needed a single distance value, which is the z coordinate of the point in screen coordinates. Later, with the emergence of *multiple render targets*, a pixel could be associated with several, e.g. four textures, which means that the maximum size of an output record could grow to 17

floats. In current, most advanced Shader Model 5.0 GPUs even this limitation has been lifted, so a single pixel can store a list of varying number of values.

Which pixel is targeted by the rendering process is determined by the geometric elements. Each primitive is transformed to screen space and its projection is rasterized which means that those pixels are targeted that are inside the projection. If more than one element is sent down the pipeline, their projections may overlap, so the pixel value is calculated multiple times. The merging unit combines these partial results, it may keep only one, e.g. the fragment having minimal screen space z coordinate if depth testing is enabled, or it may add up partial results using blending.

An important property of the render target is that it can be read directly by none of the shader processors, and only the fragment shader processor can indirectly write into it via the possible merging operation. Different fragment shaders are assigned to different parts of the render target, so no synchronization problem may occur.

28.2.2. Input

In image synthesis the inputs are the geometry stream and the textures used to color the geometry. As a triangle mesh geometry has usually no direct meaning in a GPGPU application, we use the geometry stream only as a control mechanism to distribute the computational load among the shader processors. The real GPGPU input will be the data stored in textures. The texture is a one-, two- or three-dimensional array of color data elements, which can store one, two, three or four scalars. In the most general case, the color has red, green, blue and opacity channels. These color values can be stored in different formats including, for example, unsigned bytes or 32 bit floats. From the point of view of GPGPU, 32 bit floats are the most appropriate.

A one-dimensional float texture is similar to the linear CPU memory where the usual data structures like arrays, lists, trees etc. can be encoded. However, the equivalence of the CPU memory and the GPU texture fails in two important aspects. In one, the texture is poorer, in the other, it is better than the linear CPU memory.

An apparent limitation is that a texture is parallel read-only for all programmable shaders with the exception of the render target that cannot be read by the shaders and is accessible only for the merger unit. Read-modify-write cycles, which are common in the CPU memory, are not available in shader programs. GPU designers had a good reason not to allow read-modify-write cycles and to classify textures as parallel read-only and exclusive write-only. In this way, the writes do not have to be cached and during reads caches get never invalidated.

On the other hand, the texture memory has much more addressing modes than a linear memory, and more importantly, they are also equipped with built-in *texture filters*. With the filters, a texture is not only an array of elements, but also a *finite element* representation of a one-, two-, or three-dimensional spatial function (refer to Section 28.7 to learn more of the relation between finite element representations and textures).

For one-dimensional textures, we can use linear filtering, which means that if the texture coordinate u points to a location in between two texels of coordinates U and $U + 1$, then the hardware automatically computes a linear interpolation of the

two texel values. Let these texels be $T(U)$ and $T(U + 1)$. The filtered value returned for u is then

$$T(u) = (1 - u^*)T(U) + u^*T(U + 1), \quad \text{where } u^* = u - U.$$

Two-dimensional textures are filtered with *bi-linear filtering* taking the four texels closest to the interpolated texture coordinate pair (u, v) . Let these be $T(U, V)$, $T(U + 1, V)$, $T(U + 1, V + 1)$, and $T(U, V + 1)$. The filtered value returned for (u, v) is then

$$\begin{aligned} T(U, V)u^*v^* + T(U + 1, V)(1 - u^*)v^* + T(U + 1, V + 1)(1 - u^*)(1 - v^*) \\ + T(U, V + 1)u^*(1 - v^*), \end{aligned}$$

where $u^* = u - U$ and $v^* = v - V$.

For three-dimensional textures, *tri-linear filtering* is implemented.

28.2.3. Functions and parameters

As the primitives flow through the pipeline, shader processors and fixed-function elements process them, determining the final values in each pixel. The programs of shader processors are not changed in a single rendering pass, so we can say that each pixel is computed by the very same program. The difference of pixel colors is due to data dependencies. So, in conclusion a GPU can be regarded as a hardware that computes an array of records.

In the GPU, primitives are processed by a series of processors that are either programmable or execute fixed algorithms while output pixels are produced. It means that GPUs can also be seen as *stream processors*. Vertices defining primitives enter a single virtual stream and are first processed by the vertex shader. With stream processing terminology, the vertex shader is a *mapping* since it applies a function to the vertex data and always outputs one modified vertex for each input vertex. So, the data frequency is the same at the output as it was at the input. The geometry shader may change the topology and inputting a single primitive, it may output different primitives having different number of vertices. The data frequency may decrease, when the stream operation is called *reduction*, or may increase, when it is called *expansion*. The clipping unit may keep or remove primitives, or may even change them if they are partially inside of the clipping volume. If we ignore partially kept primitives, the clipping can be considered as a *selection*. By setting the coordinates of the vertices in the vertex shader to be outside of the clipping volume, we can filter this primitive out of the further processing steps. Rasterization converts a primitive to possibly many fragments, so it is an expansion. The fragment shader is also a mapping similarly to the vertex shader. Finally, merging may act as a selection, for example, based on the z coordinate or even as an *accumulation* if blending is turned on.

Shader processors get their stream data via dedicated registers, which are filled by the shader of the preceding step. These are called *varying input*. On the other hand, parameters can also be passed from the CPU. These parameters are called *uniform input* since they are identical for all elements of the stream and cannot be changed in a pass.

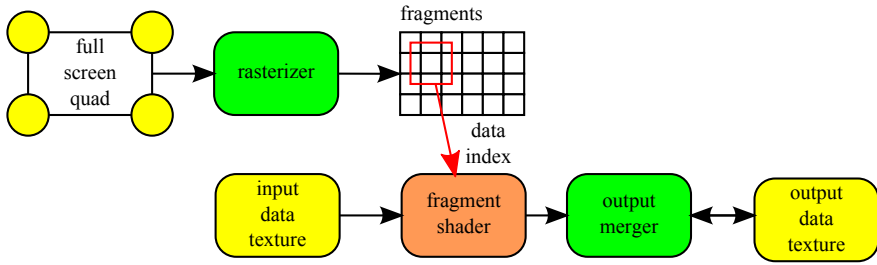


Figure 28.4 GPU as a vector processor.

28.3. GPU as a vector processor

If the computation of the elements is done independently and without sharing temporary results, the parallel machines are called *vector processors* or *array processors*. As in the GPU hardware the fragment shader is associated with the elements of the output data, we use the fragment shader to evaluate output elements. Of course, the evaluation in a given processor must also be aware which element is being computed, which is the fundamental source of data dependency (it would not make sense to compute the very same data many times on a parallel machine). In the fragment shader, the index of the data element is in fact the pair of the pixel coordinates. This is available in screen space as a pair of two integers specifying the row and the column where the pixel is located.

In the simplest, but practically the most important case, we wish to have a result in all pixels in a single rendering pass. So we have to select a geometric primitive that is mapped to all pixels in screen space and a single pixel is mapped only once. Such a geometric primitive is the virtual display itself, thus we should render a rectangle or a quadrilateral that represents the window of our virtual camera. In screen space, this is the viewport rectangle, in clipping space, this is a square on the x, y plane and having corners in homogeneous coordinates $(-1, -1, 0, 1)$, $(1, -1, 0, 1)$, $(1, 1, 0, 1)$, $(-1, 1, 0, 1)$. This rectangle is also called the *full screen quad* and is processed by the hardware as two triangles (Figure 28.4).

Suppose that we want to compute an output array \mathbf{y} of dimension N from an input array \mathbf{x} of possibly different dimension M and a global parameter p with function F :

$$\mathbf{y}_i = F(i, \mathbf{x}, p), \quad i = 1, \dots, N.$$

To set up the GPU for this computation, we assign output array \mathbf{y} to the output texture that is the current render target. Texture size is chosen according to the output size, and the viewport is set to cover the entire render target. A two-dimensional array of H horizontal resolution and V vertical resolution is capable of storing $H \times V$ elements. If $H \times V \geq N$, then it is up to us how horizontal and vertical resolutions are found. However, GPUs may impose restrictions, e.g. they cannot be larger than 2^{12} or, if we wish to use them as input textures in the next pass or compute binary reductions, the resolutions are preferred to be powers of two. If power of two dimensions are advantageous but the dimension of the array is different, we can extend

the array by additional void elements.

According to vector processing principles, different output values are computed independently without sharing temporary results. As in the GPU hardware the fragment shader is associated with the elements of the output data and can run independently of other elements, we use the fragment shader to evaluate function F . To find its parameters, we need to know i , i.e. which element is currently computed, and should have an access to input array \mathbf{x} . The simplest way is to store the input array as an input texture (or multiple input textures if that is more convenient) since the fragment shader can access textures.

The only responsibility of the CPU is to set the uniform parameters, specify the viewport and send a full screen quad down the pipeline. Uniform parameters select the input texture and define global parameter p . Assuming the OpenGL API, the corresponding CPU program in C would look like the following:

```
StartVectorOperation( ) {
    Set uniform parameters p and arrayX identifying the input texture

    glViewport(0, 0, H, V);    // Set horizontal and vertical resolutions, H and V
    glBegin(GL_QUADS);        // The next four vertices define a quad
        glVertex4f(-1,-1, 0, 1); // Vertices assuming normalized device space
        glVertex4f(-1, 1, 0, 1);
        glVertex4f( 1, 1, 0, 1);
        glVertex4f( 1,-1, 0, 1);
    glEnd( );
}
```

Note that this program defines the rectangle directly in normalized device space using homogeneous coordinates passed as input parameters of the *glVertex4f* functions. So in the pipeline we should make sure that the vertices are not transformed.

For the shader program, the varying inputs are available in dedicated registers and outputs must also be written to dedicated registers. All of these registers are of type *float4*, that is, they can hold 4 float values. The role of the register is explained by its name. For example, the current value of the vertex position can be fetched from the **POSITION** register. Similar registers can store the texture coordinates or the color associated with this vertex.

The vertex shader gets the position of the vertex and is responsible for transforming it to the normalized device space. As we directly defined the vertices in normalized device space, the vertex shader simply copies the content of its input **POSITION** register to its output **POSITION** register (the input and output classification is given by the *in* and *out* keywords in front of the variable names assigned to registers):

```
void VertexShader( in float4  inputPos   : POSITION,
                  out float4  outputPos : POSITION )
{
    outputPos = inputPos;
}
```

The geometry shader should keep the rectangle as it is without changing the vertex coordinates. As this is the default operation for the geometry shader, we do not specify any program for it. The rectangle leaving the geometry shader goes to the clipping stage, which keeps it since we defined our rectangle to be inside the clipping region. Then, Cartesian coordinates are obtained from the homogeneous ones by dividing the first three coordinates by the fourth one. As we set all fourth

homogeneous coordinates to 1, the first three coordinates are not altered. After homogeneous division, the fixed-function stage transforms the vertices of the rectangle to the vertices of a screen space rectangle having the x, y coordinates equal to the corners of the viewport and the $z = 0$ coordinate to 0.5. Finally, this rectangle is rasterized in screen space, so all pixels of the viewport are identified as a target, and the fragment shader is invoked for each of them.

The fragment shader is our real computing unit. It gets the input array and global parameter p as uniform parameters and can also find out which pixel is being computed by reading the **WPOS** register:

```
float FragmentShaderF(
    in float2 index : WPOS,      // target pixel coordinates
    uniform samplerRECT arrayX, // input array
    uniform float p              // global parameter p
) : COLOR // output is interpreted as a pixel color
{
    float yi = F(index, arrayX, p); // F is the function to be evaluated
    return yi;
}
```

In this program two input parameters were declared as uniform inputs by the **uniform** keyword, a float parameter p and the texture identification *arrayX*. The type of the texture is **samplerRECT** that determines the addressing modes how a texel can be selected. In this addressing mode, texel centers are on a two-dimensional integer grid. Note that here we used a different syntax to express what the output of the shader is. Instead of declaring a register as *out*, the output is given as a return value and the function itself, and is assigned to the output **COLOR** register.

28.3.1. Implementing the SAXPY BLAS function

To show concrete examples, we first implement the level 1 functionality of the **Basic Linear Algebra Subprograms (BLAS)** library (<http://www.netlib.org/blas/>) that evaluates vector functions of the following general form:

$$\mathbf{y} = p\mathbf{x} + \mathbf{y},$$

where \mathbf{x} and \mathbf{y} are vectors and p is a scalar parameter. This operation is called **SAXPY** in the BLAS library. Now our fragment shader inputs two textures, vector \mathbf{x} and the original version of vector \mathbf{y} . One fragment shader processor computes a single element of the output vector:

```
float FragmentShaderSAXPY(
    in float2 index : WPOS,      // target pixel coordinates
    uniform samplerRECT arrayX, // input array x
    uniform samplerRECT arrayY, // original version of y
    uniform float p          // global parameter p
) : COLOR // output is interpreted as a pixel color
{
    float yoldi = texRECT(arrayY, index); // yoldi = arrayY[index]
    float xi    = texRECT(arrayX, index); // xi = arrayX[index]
    float yi = p * xi + yoldi;
    return yi;
}
```

Note that instead of indexing an array of CPU style programming, here we fetch the element from a texture that represents the array by the **texRECT** Cg function.

The first parameter of the *texRECT* function is the identification number of a two-dimensional texture, which is passed from the CPU as a uniform parameter, and the second is the texture address pointing to the texel to be selected.

Here we can observe how we can handle the limitation that a shader can only read textures but is not allowed to write into it. In the operation, vector \mathbf{y} is an input and simultaneously also the output of the operation. To resolve this, we assign two textures to vector \mathbf{y} . One is the original vector in texture *arrayY*, and the other one is the render target. While we read the original value, the new version is produced without reading back from the render target, which would not be possible.

28.3.2. Image filtering

Another important example is the discrete convolution of two textures, an image and a filter kernel, which is the basic operation in many image processing algorithms:

$$\tilde{L}(X, Y) \approx \sum_{i=-M}^M \sum_{j=-M}^M L(X-i, Y-j)w(i, j), \quad (28.1)$$

where $\tilde{L}(X, Y)$ is the filtered value at pixel X, Y , $L(X, Y)$ is the original image, and $w(x, y)$ is the **filter kernel**, which spans over $(2M + 1) \times (2M + 1)$ pixels.

Now the fragment shader is responsible for the evaluation of a single output pixel according to the input image given as texture *Image* and the filter kernel stored in a smaller texture *Weight*. The half size of the filter kernel M is passed as a uniform variable:

```
float3 FragmentShaderConvolution(
    in float2 index : WPOS,          // target pixel coordinates
    uniform samplerRECT Image,       // input image
    uniform samplerRECT Weight,     // filter kernel
    uniform float M                  // size of the filter kernel
) : COLOR // a pixel of the filtered image
{
    float3 filtered = float3(0, 0, 0);

    for(int i = -M; i <= M; i++)
        for(int j = -M; j <= M; j++) {
            float2 kernelIndex = float2(i, j);
            float2 sourceIndex = index + kernelIndex;
            filtered += texRECT(Image, sourceIndex) * texRECT(Weight, kernelIndex);
        }
    return filtered;
}
```

Note that this example was a linear, i.e. convolution filter, but non-linear filters (e.g. median filtering) could be implemented similarly. In this program we applied arithmetic operators ($*$, $+=$, $=$) for *float2* and *float3* type variables storing two and three floats, respectively. The Cg compiler and the GPU will execute these instructions independently on the float elements.

Note also that we did not care what happens at the edges of the image, the texture is always fetched with the sum of the target address and the shift of the filter kernel. A CPU implementation ignoring image boundaries would obviously be

wrong, since we would over-index the source array. However, the texture fetching hardware implementing, for example, the *texRECT* function automatically solves this problem. When the texture is initialized, we can specify what should happen if the texture coordinate is out of its domain. Depending on the selected option, we get the closest texel back, or a default value, or the address is interpreted in a periodic way.

Exercises

28.3-1 Following the vector processing concept, write a pixel shader which, when a full screen quad is rendered, quantizes the colors of an input texture to a few levels in all three channels, achieving a *cell shading* effect.

28.3-2 Following the gathering data processing scheme, write a pixel shader which, when a full screen quad is rendered, performs *median filtering* on an input grayscale image, achieving dot noise reduction. The shader should fetch nine texel values from a neighborhood of 3×3 , outputting the fifth largest.

28.3-3 Implement an *anisotropic, edge preserving low-pass image filter* with the gathering data processing scheme. In order to preserve edges, compute the Euclidean distance of the original pixel color and the color of a neighboring pixel, and include the neighbor in the averaging operation only when the distance is below a threshold.

28.3-4 Write a parallel *Mandelbrot set rendering* program by assuming that pixel x, y corresponds to complex number $c = x + iy$ and deciding whether or not the $z_n = z_{n-1}^2 + c$ iteration diverges when started from $z_0 = c$. The divergence may be checked by iterating $n = 10^6$ times and examining that $|z_n|$ is large enough. Divergent points are depicted with white, non-divergent points with black.

28.4. Beyond vector processing

Imagining the GPU as a vector processor is a simple but efficient application of the GPU hardware in general parallel processing. If the algorithm is suitable for vector processing, then this approach is straightforward. However, some algorithms are not good candidates for vector processing, but can still be efficiently executed by the GPU. In this section, we review the basic approaches that can extend the vector processing framework to make the GPU applicable for a wider range of algorithms.

28.4.1. SIMD or MIMD

Vector processors are usually SIMD machines, which means that they execute not only the same program for different vector elements but always the very same machine instruction at a time. It means that vector operations cannot contain data dependent conditionals or loop lengths depending on the actual data. There is only one control sequence in a SIMD parallel program.

Of course, writing programs without if conditionals and using only constants as loop cycle numbers are severe limitations, which significantly affects the program structure and the ease of development. Early GPU shaders were also SIMD type

processors and placed the burden of eliminating all conditionals from the program on the shoulder of the programmer. Current GPUs and their compilers solve this problem automatically, thus, on the programming level, we can use conditionals and variable length loops as if the shaders were MIMD computers. On execution level, additional control logic makes it possible that execution paths of scalar units diverge: in this case it is still a single instruction which is executed at a time, possibly with some scalar units being idle. Operations of different control paths are serialized so that all of them are completed. The overhead of serialization makes performance strongly dependent on the coherence of execution paths, but many transistors of control logic can be spared for more processing units.

The trick of executing all branches of conditionals with possibly disabled writes is called *predication*. Suppose that our program has an if statement like

```
if (condition(i)) {
    F( );
} else {
    G( );
}
```

Depending on the data, on some processors the *condition(i)* may be true, while it is false on other processors, thus our vector machine would like to execute function *F* of the first branch in some processors while it should evaluate function *G* of the second branch in other processors. As in SIMD there can be only one control path, the parallel system should execute both paths and disable writes when the processor is not in a valid path. This method converts the original program to the following conditional free algorithm:

```
enableWrite = condition(i);
F( );
enableWrite = !enableWrite;
G( );
```

This version does not have conditional instructions so it can be executed by the SIMD machine. However, the computation time will be the the sum of computation times of the two functions.

This performance bottleneck can be attacked by decomposing the computation into multiple passes and by the exploitation of the feature. The early *z*-cull compares the *z* value of the fragment with the content of the depth buffer, and if it is smaller than the stored value, the fragment shader is not called for this fragment but the fragment processor is assigned to another data element. The early *z*-cull is enabled automatically if we execute fragment programs that do not modify the fragment's *z* coordinate (this is the case in all examples discussed so far).

To exploit this feature, we decompose the computation into three passes. In the first pass, only the *condition* is evaluated and the depth buffer is initialized with the values. Recall that if the *z* value is not modified, our full screen quad is on the *xy* plane in normalized device space, so it will be on the *z* = 0.5 plane in screen space. Thus, to allow a discrimination according to the condition, we can set values in the range (0.5, 1) if the condition is true and in (0, 0.5) if it is false.

The fragment shader of the first pass computes just the condition values and stores them in the depth buffer:

```
float FragmentShaderCondition(
    in float2 index : WPOS, // target pixel coordinates
```

```

uniform samplerRECT Input, // input vector
) : DEPTH // the output goes to the depth buffer
{
    bool condition = ComputeCondition( texRECT(Input, index) );
    return (condition) ? 0.8 : 0.2; // 0.8 is greater than 0.5; 0.2 is smaller than 0.5
}

```

Then we execute two passes for the evaluation of functions F and G , respectively. In the first pass, the fragment shader computes F and the depth comparison is set to pass those fragments where their $z = 0.5$ coordinate is less than the depth value stored in the depth buffer. In this pass, only those fragments are evaluated where the depth buffer has 0.8 value, i.e. where the previous condition was true. Then, in the second pass, the fragment shader is set to compute G while the depth buffer is turned to keep those fragments where the fragment's depth is greater than the stored value.

In Subsection 28.7.1 we exploit early z -culling to implement a variable length loop in fragment processors.

28.4.2. Reduction

The vector processing principle assumes that the output is an array where elements are obtained independently. The array should be large enough to keep every shader processor busy. Clearly, if the array has just one or a few elements, then only one or a few shader processors may work at a time, so we lose the advantages of parallel processing.

In many algorithms, the final result is not a large array, but is a single value computed from the array. Thus, the algorithm should reduce the dimension of the output. Doing this in a single step by producing a single texel would not benefit from the parallel architecture. Thus, reduction should also be executed in parallel, in multiple steps. This is possible if the operation needed to compute the result from the array is associative, which is the case for the most common operations, like sum, average, maximum, or minimum.

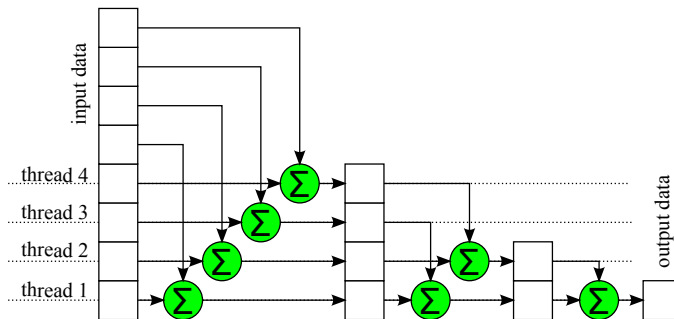


Figure 28.5 An example for parallel reduction that sums the elements of the input vector.

Suppose that the array is encoded by a two-dimensional texture. At a single phase, we downsample the texture by halving its linear resolution, i.e. replacing four neighboring texels by a single texel. The fragment shaders will compute the operation

on four texels. If the original array has $2^n \times 2^n$ resolution, then n reduction steps are needed to obtain a single 1×1 output value. In the following example, we compute the sum of the elements of the input array (Figure 28.5). The CPU program renders a full screen quad in each iteration having divided the render target resolution by two:

```
Reduction( ) {
    Set uniform parameter arrayX to identify the input texture

    for(N /= 2 ; N >= 1; N /= 2) { // log_2 N iterations
        glViewport(0, 0, N, N); // Set render target dimensions to hold NxN elements
        glBegin(GL_QUADS); // Render a full screen quad
            glVertex4f(-1,-1, 0, 1);
            glVertex4f(-1, 1, 0, 1);
            glVertex4f( 1, 1, 0, 1);
            glVertex4f( 1,-1, 0, 1);
        glEnd( );

        Copy render target to input texture arrayX
    }
}
```

The fragment shader computes a single reduced texel from four texels as a summation in each iteration step:

```
float FragmentShaderSum( ) (
    in float2 index : WPOS, // target pixel coordinates
    uniform samplerRECT arrayX, // input array x
    ) : COLOR // output is interpreted as a pixel color
{
    float sum = texRECT(arrayX, 2 * index);
    sum += texRECT(arrayX, 2 * index + float2(1, 0));
    sum += texRECT(arrayX, 2 * index + float2(1, 1));
    sum += texRECT(arrayX, 2 * index + float2(0, 1));
    return sum;
}
```

Note that if we exploited the bi-linear filtering feature of the texture memory, then we could save three texture fetch operations and obtain the average in a single step.

28.4.3. Implementing scatter

In vector processing a processor is assigned to each output value, i.e. every processor should be aware which output element it is computing and it is not allowed to deroute its result to somewhere else. Such a static assignment is appropriate for *gathering* type computations. The general structure of gathering is that we may rely on a dynamically selected set of input elements but the variable where the output is stored is known a-priory:

```
index = ComputeIndex( ); // index of the input data
y = F(x[index]);
```

Opposed to gathering, algorithms may have *scattering* characteristics, i.e. a given input value may end up in a variable that is selected dynamically. A simple scatter operation is:

```
index = ComputeIndex( ); // index of the output data
y[index] = F(x);
```

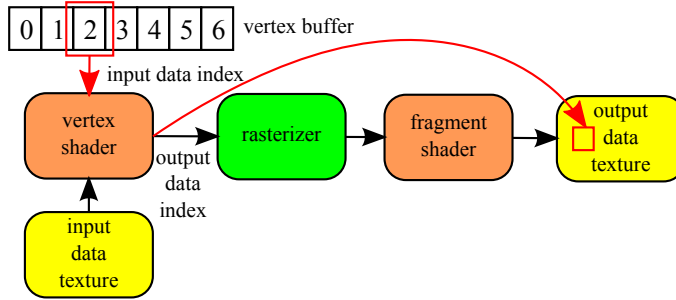


Figure 28.6 Implementation of scatter.

Vector processing frameworks and our fragment shader implementation are unable to implement scatter since the fragment shader can only write to the pixel it has been assigned to.

If we wish to solve a problem having scattering type algorithm on the GPU, we have two options. First, we can restructure the algorithm to be of gathering type. Converting scattering type parallel algorithms to gathering type ones requires a change of our viewpoint how we look at the problem and its solution. For example, when integral equations or transport problems are considered, this corresponds to the solution of the adjoint problem [262]. Secondly, we can move the index calculation up to the pipeline and use the rasterizer to establish the dynamic correspondence between the index and the render target (Figure 28.6).

Let us consider a famous scattering type algorithm, *histogram generation*. Suppose we scan an input array \mathbf{x} of dimension M , evaluate function F for the elements, and calculate output array \mathbf{y} of dimension N that stores the number of function values that are in bins equally subdividing range $(Fmin, Fmax)$.

A scalar implementation of histogram generation would be:

```

Histogram( x ) {
  for(int i = 0; i < M; i++) {
    index = (int)((F(x[i]) - Fmin)/(Fmax - Fmin) * N); // bin
    index = max(index, 0);
    index = min(index, N-1);
    y[index] = y[index] + 1;
  }
}

```

We can see that the above function writes to the output array at random locations, meaning it cannot be implemented in a fragment shader which is only allowed to write the render target at its dedicated index. The problem of scattering will be solved by computing the index in the vertex shader but delegating the responsibility of incrementing to the rest of the pipeline. The indices are mapped to output pixels by the rasterization hardware. The problem of read-modify-write cycles might be solved by starting a new pass after each increment operation and copying the current render target as an input texture of the next rendering pass. However, this solution would have very poor performance and would not utilize the parallel hardware at all. A much better solution uses the arithmetic capabilities of the merging unit. The fragment shader generates just the increment (i.e. value 1) where the histogram

needs to be updated and gives this value to the merging unit. The merging unit, in turn, adds the increment to the content of the render target.

The CPU program generates a point primitive for each input data element. Additionally, it sets the render target to match the output array and also enables the merging unit to execute add operations:

```
ScanInputVector( ) {
    Set uniform parameters Fmin, Fmax, N

    glDisable(GL_DEPTH_TEST); // Turn depth buffering off
    glBlendFunc(GL_ONE, GL_ONE); // Blending operation: dest = source * 1 + dest * 1;
    glEnable(GL_BLEND); // Enable blending

    glViewport(0, 0, N, 1); // Set render target dimensions to hold N elements
    glBegin(GL_POINTS); // Assign a point primitive to each input elements
    for(int i = 0; i < M; i++) {
        glVertex1f( x[i] ); // an input element as a point primitive
    }
    glEnd( );
}
```

The vertex positions in this level are not important since it turns out later where this point will be mapped. So we use the first coordinate of the vertex to pass the current input element $x[i]$.

The vertex shader gets the position of the vertex currently storing the input element, and finds the location of this point in normalized device space. First, function F is evaluated and the bin index is obtained, then we convert this index to the $[-1, 1]$ range since in normalized device space these will correspond to the extremes of the viewport:

```
void VertexShaderHistogram(
    in float   inputPos   : POSITION,
    out float4 outputPos  : POSITION,
    uniform float Fmin,
    uniform float Fmax,
    uniform float N )
{
    float xi = inputPos;
    int index = (int)((F(xi) - Fmin)/(Fmax - Fmin) * N); // bin
    index = max(index, 0);
    index = min(index, N-1);
    float nindex = 2.0 * index / N - 1.0; // normalized device space
    outputPos = float4(nindex, 0, 0, 1); // set output coordinates
}
```

The above example is not optimized. Note that the index calculation and the normalization could be merged together and we do not even need the size of the output array N to execute this operation.

The fragment shader will be invoked for the pixel on which the point primitive is mapped. It simply outputs an increment value of 1:

```
float FragmentShaderIncr( ) : COLOR // output is interpreted as a pixel color
{
    return 1; // increment that is added to the render target by merging
}
```

28.4.4. Parallelism versus reuse

Parallel processors running independently offer a linear speed up over equivalent scalar processor implementations. However, scalar processors may benefit from rec-




Figure 28.7 Caustics rendering is a practical use of histogram generation. The illumination intensity of the target will be proportional to the number of photons it receives (images courtesy of Dávid Balambér).

ognizing similar parts in the computation of different output values, so they can increase their performance utilizing *reuse*. As parallel processors may not reuse data generated by other processors, their comparative advantages become less attractive.

GPUs are parallel systems of significant streaming capabilities, so if data that can be reused are generated early, we can get the advantages of both independent parallel processing and the reuse features of scalar computing.

Our main stream expander is the rasterization. Thus anything happens before rasterization can be considered as a global computation for all those pixels that are filled with the rasterized version of the primitive. Alternatively, the result of a pass can be considered as an input texture in the next pass, so results obtained in the previous pass can be reused by all threads in the next pass.

Exercises

28.4-1 Implement a *parallel regula falsi equation solver* for $(2 - a - b)x^3 + ax^2 + bx - 1 = 0$ that searches for roots in $[0, 1]$ for many different a and b parameters. The a and b parameters are stored in a texture and the pixel shader is responsible for iteratively solving the equation for a particular parameter pair. Terminate the iteration when the error is below a given threshold. Take advantage of the early z -culling hardware to prevent further refinement of the terminated iterations. Analyze the performance gain.

28.4-2 Based on the reduction scheme, write a program which applies simple linear *tone mapping* to a high dynamic range image stored in a floating-point texture. The scaling factor should be chosen to map the maximum texel value to the value of one. Find this maximum using iterative reduction of the texture.

28.4-3 Based on the concept of scatter, implement a *caustics renderer* program (Figure 28.7). The scene includes a point light source, a glass sphere, and a diffuse square that is visualized on the screen. Photons with random directions are generated by the CPU and passed to the GPU as point primitives. The vertex shader traces the photon through possible reflections or refractions and decides where the photon will eventually hit the diffuse square. The point primitive is directed to that pixel and the photon powers are added by additive alpha blending.

28.4-4 Based on the concept of scatter, given an array of GSM transmitter tower

coordinates, compute cell phone signal strength on a 2D grid. Assume signal strength diminishes linearly with the distance to the nearest transmitter. Use the rasterizer to render circular features onto a 2D render target, and set up blending to pick the maximum.

28.5. GPGPU programming model: CUDA and OpenCL

The *Compute Unified Device Architecture* (*CUDA*) and the interfaces provide the programmer with a programming model that is significantly different from the graphics pipeline model (right of Figure 28.1). It presents the GPU as a collection of multiprocessors where each multiprocessor contains several SIMD scalar processors. Scalar processors have their own registers and can communicate inside a multiprocessor via a fast *shared memory*. Scalar processors can read cached textures having built-in filtering and can read or write the slow global memory. If we wish, even read-modify-write operations can also be used. Parts of the global memory can be declared as a texture, but from that point it becomes read-only.

Unlike in the graphics API model, the write to the global memory is not exclusive and *atomic add* operations are available to support semaphores and data consistency. The fixed-function elements like clipping, rasterization, and merging are not visible in this programming model.

Comparing the GPGPU programming model to the graphics API model, we notice that it is cleaner and simpler. In the GPGPU programming model, parallel processors are on the same level and can access the global memory in an unrestricted way, while in the graphics API model, processors and fixed-function hardware form streams and write is possible only at the end of the stream. When we program through the GPGPU model, we face less restrictions than in the graphics pipeline model. However, care should be practiced since the graphics pipeline model forbids exactly those features that are not recommended to use in high performance applications.

The art of programming the GPGPU model is an efficient decomposition of the original algorithm to parallel threads that can run with minimum amount of data communication and synchronization, but always keep most of the processors busy. In the following sections we analyze a fundamental operation, the matrix-vector multiplication, and discuss how these requirements can be met.

28.6. Matrix-vector multiplication

Computational problems are based on mathematical models and their numerical solution. The numerical solution methods practically always rely on some kind of linearization, resulting in algorithms that require us to solve linear systems of equations and perform matrix-vector multiplication as a core of the iterative solution. Thus, matrix-vector multiplication is a basic operation that can be, if implemented

efficiently on the parallel architecture, the most general building block in any numerical algorithm. We define the basic problem to be the computation of the result vector \mathbf{y} from input matrix \mathbf{A} , vectors \mathbf{x} and \mathbf{b} , as

$$\mathbf{y} = \mathbf{Ax} + \mathbf{b}.$$

We call this the *MV* problem. Let $N \times M$ be the dimensions of matrix \mathbf{A} . As every input vector element may contribute to each of the output vector elements, a scalar CPU implementation would contain a double loop, one loop scans the input elements while the other the output elements. If we parallelize the algorithm by assigning output elements to parallel threads, then we obtain a gathering type algorithm where a thread gathers the contributions of all input elements and aggregates them to the thread's single output value. On the other hand, if we assigned parallel threads to input elements, then a thread would compute the contribution of this input element to all output elements, which would be a scatter operation. In case of gathering, threads share only input data but their output is exclusive so no synchronization is needed. In case of scattering, multiple threads may add their contribution to the same output element, so atomic adds are needed, which may result in performance degradation.

An implementation of the matrix-vector multiplication on a scalar processor looks like the following:

```
void ScalarMV(int N, int M, float* y, const float* A, const float* x, const float* b)
{
    for(int i=0; i<N; i++) {
        float yi = b[i];
        for(int j=0; j<M; j++) yi += A[i * M + j] * x[j];
        y[i] = yi;
    }
}
```

The first step of porting this algorithm to a parallel machine is to determine what a single thread would do from this program. From the options of gathering and scattering, we should prefer gathering since that automatically eliminates the problems of non-exclusive write operations. In a gathering type solution, a thread computes a single element of vector \mathbf{y} and thus we need to start N threads. A GPU can launch a practically unlimited number of threads that are grouped in thread blocks. Threads of a block are assigned to the same multiprocessor. So the next design decision is how the N threads are distributed in blocks. A multiprocessor typically executes 32 threads in parallel, so the number of threads in a block should be some multiple of 32. When the threads are halted because of a slow memory access, a hardware scheduler tries to continue the processing of other threads, so it is wise to assign more than 32 threads to a multiprocessor to always have threads that are ready to run. However, increasing the number of threads in a single block may also mean that at the end we have just a few blocks, i.e. our program will run just on a few multiprocessors. Considering these, we assign 256 threads to a single block and hope that $N/256$ exceeds the number of multiprocessors and thus we fully utilize the parallel hardware.

There is a slight problem if N is not a multiple of 256. We should assign the last elements of the vector to some processors as well, so the thread block number should be the ceiling of $N/256$. As a result of this, we shall have threads that are not

associated with vector elements. It is not a problem if the extra threads can detect it and cause no harm, e.g. they do not over-index the output array.

Similarly to the discussed vector processing model, a thread should be aware which output element it is computing. The CUDA library provides implicit input parameters that encode this information: *blockIdx* is the index of the thread block, *blockDim* is the number of threads in a block, and *threadIdx* is the index of the thread inside the block.

The program of the CUDA kernel computing a single element of the output vector is now a part of a conventional CPU program:

```
__global__ void cudaSimpleMV(int N, int M, float* y, float* A, float* x, float* b)
{
    // Determine element to process from thread and block indices
    int i = blockIdx.x * blockDim.x + threadIdx.x;
    if(i < N) { // if the index is out of the range of the output array, skip.
        float yi = b[i];
        for(int j=0; j<M; j++) yi += A[i * M + j] * x[j];
        y[i] = yi;
    }
}
```

The *global* keyword tells the compiler that this function will run not on the CPU but on the GPU and it may be invoked from the CPU as well. The parameters are passed according to the normal C syntax. The only special feature is the use of the implicit parameters to compute the identification number of this thread, which is the index of the output array.

The kernels are started from a CPU program that sets the parameters and also defines the number of thread blocks and the number of threads inside a block.

```
__host__ void run_cudaSimpleMV()
{
    int threadsPerBlock = 256; // number of threads per block
    int blockNum = (N + threadsPerBlock - 1)/threadsPerBlock; // number of blocks
    cudaSimpleMV<<<blockNum, threadsPerBlock>>>(N, M, y, A, x, b);
}
```

The compiler will realize that this function runs on the CPU by reading the *host* keyword. The parallel threads are started like a normal C function call with the exception of the *<blockNum, threadsPerBlock>* tag, which defines how many threads should be started and how they are distributed among the multiprocessors.

28.6.1. Making matrix-vector multiplication more parallel

So far, we assigned matrix rows to parallel threads and computed scalar product $A_i \mathbf{x}$ serially inside threads. If the number of matrix rows is less than the number of parallel scalar processors, this amount of parallelization is not enough to supply all processing units with work to do, and the execution of individual threads will be lengthy. Reformulating the scalar product computation is a well known, but tougher parallelization problem, as the additions cannot be executed independently, and we require a single scalar to be written for every row of the matrix. However, parts of the summation can be executed independently, and then the results added. This is a classic example of . It is required that the threads whose results are to be added both finish execution and write their results to where they are accessible for the thread that needs to add them. Thus, we use *thread synchronization* and available only

for the threads of the same block.

Let us assume first—unrealistically—that we can have M threads processing a row and the shared memory can hold M floating point values. Let \mathbf{Q} be the vector of length M residing in shared memory. Then, every thread can compute one element Q_j as $A_{ij}x_j$. Finally, elements of \mathbf{Q} must be reduced by summation. Let us further assume that $M = 2^k$. The reduction can be carried out in k steps, terminating half of the threads, while each surviving thread adds the value in \mathbf{Q} computed by a terminated one to its own. The final remaining thread outputs the value to the global memory.

```
#define M THE_NUMBER_OF_MATRIX_COLUMNS
__global__ void cudaReduceMV(int N, float* y, float* A, float* x, float* b)
{
    int i = blockIdx.x;
    int j = threadIdx.x;

    __shared__ float Q[M]; // in the shader memory inside a multiprocessor
    Q[j] = A[i * M + j] * x[j]; // a parallel part of matrix-vector multiplication

    for(int stride = M / 2; stride > 0; stride >>= 1) // reduction
    {
        __syncthreads(); // wait until all other threads of the block arrive this point
        if(j + stride < M)
            Q[j] += Q[j + stride];
    }

    if(j == 0) // reduced to a single element
        y[i] = Q[0] + b[i];
}

__host__ void run_cudaReduceMV()
{
    cudaReduceMV<<< N, M >>>(N, y, A, x, b);
}
```

For practical matrix dimensions ($M > 10^4$), neither the number of possible threads of a single multiprocessor nor the size of the shared memory is enough to process all elements in parallel. In our next example, we use a single block of threads with limited size to process a large matrix. First, we break the output vector into segments of size T . Elements within such a segment are evaluated in parallel, then the threads proceed to the next segment. Second, for every scalar product computation, we break the vectors \mathbf{A}_i and \mathbf{x} into segments of length Z . We maintain a shared vector \mathbf{Q}_t of length Z for every row being processed in parallel. We can compute the elementwise product of the \mathbf{A}_i and \mathbf{x} segments in parallel, and add it to \mathbf{Q}_t . As T rows are being processed by Z threads each, the block will consist of $T \times Z$ threads. From one thread's perspective this means it has to loop over \mathbf{y} with a stride of T , and for every such element in \mathbf{y} , loop over \mathbf{A}_i and \mathbf{x} with a stride of Z . Also for every element in \mathbf{y} , the contents of \mathbf{Q}_t must be summed by reduction as before. The complete kernel which works with large matrices would then be:

```
__global__ void cudaLargeMV(int N, int M, float* y, float* A, float* x, float* b)
{
    __shared__ float Q[T * Z]; // stored in the shared memory inside a multiprocessor

    int t = threadIdx.x / Z;
    int z = threadIdx.x % Z;

    for(int i = t; i < N; i += T)
```

```

{
    Q[t * Z + z] = 0;
    for(int j = z; j < M; j += Z)
        Q[t * Z + z] += A[i * M + j] * x[j];

    for(int stride = Z / 2; stride > 0; stride >>= 1)
    {
        __syncthreads();
        if(z + stride < Z)
            Q[t * Z + z] += Q[t * Z + z + stride];
    }

    if(z == 0)
        y[i] = Q[t * Z + 0] + b[i];
}
}

__host__ void run_cudaLargeMV()
{
    cudaReduceMV<<< 1, T*Z >>>(N, M, y, A, x, b);
}

```

This can easily be extended to make use of multiple thread blocks by restricting the outer loop to only a fraction of the matrix rows based on the *blockIdx* parameter.

The above algorithm uses shared memory straightforwardly and allows us to align memory access of threads through a proper choice of block sizes. However, every element of vector \mathbf{x} must be read once for the computation of every row. We can improve on this if we read values of \mathbf{x} into the shared memory and have threads in one block operate on multiple rows of the matrix. This, however, means we can use less shared memory per line to parallelize summation. The analysis of this trade-off is beyond the scope of this chapter, but a block size of 64×8 has been proposed in [88]. With such a strategy it is also beneficial to access matrix \mathbf{A} as a texture, as data access will exhibit 2D locality, supported by texture caching hardware.

Even though matrix-vector multiplication is a general mathematical formulation for a wide range of computational problems, the arising matrices are often large, but sparse. In case of sparse matrices, the previously introduced matrix-vector multiplication algorithms will not be efficient as they explicitly compute multiplication with zero elements. Sparse matrix representations and MV algorithms are discussed in [26].

Exercises

28.6-1 Implement matrix-vector multiplication for large matrices in CUDA. Compare results to a CPU implementation.

28.6-2 Implement an inverse iteration type Julia set renderer. The Julia set is the attractor of the $z_n = z_{n-1}^2 + c$ iteration where z_n and c are complex numbers. Inverse iteration starts from a fixed point of the iteration formula, and iterates the inverse mapping, $z_n = \pm\sqrt{z_{n-1} - c}$ by randomly selecting either $\sqrt{z_{n-1} - c}$ or $-\sqrt{z_{n-1} - c}$ from the two possibilities. Threads must use pseudo-random generators that are initialized with different seeds. Note that CUDA has no built-in random number generator, so implement one in the program.

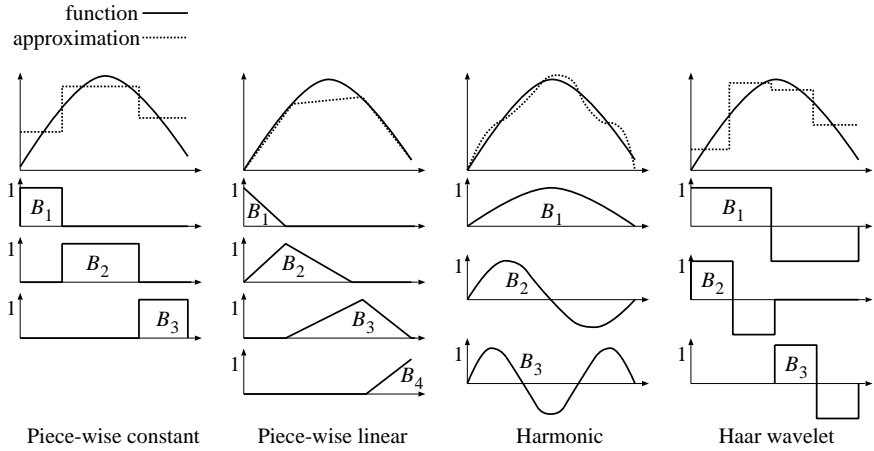


Figure 28.8 Finite element representations of functions. The texture filtering of the GPU directly supports finite element representations using regularly placed samples in one-, two-, and three-dimensions and interpolating with piece-wise constant and piece-wise linear basis functions.

28.7. Case study: computational fluid dynamics

Problems emerging in physics or engineering are usually described mathematically as a set of partial differential or integral equations. As physical systems expand in space and time, derivatives or integrals should be evaluated both in temporal and spatial domains.

When we have to represent a value over space and time, we should use functions having the spatial position and the time as their variables. The representation of general functions would require infinite amount of data, so in numerical methods we only approximate them with finite number of values. Intuitively, these values can be imagined as the function values at discrete points and time instances. The theory behind this is the *finite element method*. If we need to represent function $f(\vec{r})$ with finite data, we approximate the function in the following finite series form (Figure 28.8):

$$f(\vec{r}) \approx \tilde{f}(\vec{r}) = \sum_{i=1}^N f_i B_i(\vec{r}),$$

where $B_1(\vec{r}), \dots, B_N(\vec{r})$ are pre-defined *basis functions* and f_1, \dots, f_N are the coefficients that describe \tilde{f} .

A particularly simple finite element representation is the piece-wise linear scheme that finds possibly regularly placed sample points $\vec{r}_1, \dots, \vec{r}_N$ in the domain, evaluates the function at these points to obtain the coefficients $f_i = f(\vec{r}_i)$ and linearly interpolates between \vec{r}_i and \vec{r}_{i+1} .

When the system is dynamic, solution f will be time dependent, so a new finite element representation is needed for every time instance. We have basically two

options for this. We can set sample points $\vec{r}_1, \dots, \vec{r}_N$ in a static way and allow only coefficients f_i to change in time. This approach is called *Eulerian*. On the other hand, we can also allow the sample points to move with the evaluation of the system, making also sample points \vec{r}_i time dependent. This is the *Lagrangian* approach, where sample locations are also called *particles*.

Intuitive examples of Eulerian and Lagrangian discretization schemes are how temperature and other attributes are measured in meteorology. In ground stations, these data are measured at fixed locations. However, meteorological balloons can also provide the same data, but from varying positions that follow the flow of the air.

In this section we discuss a case study for GPU-based scientific computation. The selected problem is *computational fluid dynamics*. Many phenomena that can be seen in nature like smoke, cloud formation, fire, and explosion show fluid-like behavior. Understandably, there is a need for good and fast fluid solvers both in engineering and in computer animation.

The mathematical model of the fluid motion is given by the Navier-Stokes equation. First we introduce this partial differential equation, then discuss how GPU-based Eulerian and Lagrangian solvers can be developed for it.

A fluid with constant density and temperature can be described by its velocity $\vec{v} = (v_x, v_y, v_z)$ and pressure p fields. The velocity and the pressure vary both in space and time:

$$\vec{v} = \vec{v}(\vec{r}, t), \quad p = p(\vec{r}, t).$$

Let us focus on a fluid element of unit volume that is at point \vec{r} at time t . At an earlier time instance $t - dt$, this fluid element was in $\vec{r} - \vec{v}dt$ and, according to the fundamental law of dynamics, its velocity changed according to an acceleration that is equal to total force \vec{F} divided by mass ρ of this unit volume fluid element:

$$\vec{v}(\vec{r}, t) = \vec{v}(\vec{r} - \vec{v}dt, t - dt) + \frac{\vec{F}}{\rho} dt.$$

Mass ρ of a unit volume fluid element is called the *fluid density*. Moving the velocity terms to the left side and dividing the equation by dt , we can express the *substantial derivative* of the velocity:

$$\frac{\vec{v}(\vec{r}, t) - \vec{v}(\vec{r} - \vec{v}dt, t - dt)}{dt} = \frac{\vec{F}}{\rho}.$$

The total force can stem from different sources. It may be due to the pressure differences:

$$\vec{F}_{\text{pressure}} = -\vec{\nabla}p = -\left(\frac{\partial p}{\partial x}, \frac{\partial p}{\partial y}, \frac{\partial p}{\partial z}\right),$$

where $\vec{\nabla}p$ is the *gradient* of the pressure field. The minus sign indicates that the pressure accelerates the fluid element towards the low pressure regions. Here we used

the *nabla operator*, which has the following form in a Cartesian coordinate system:

$$\vec{\nabla} = \left(\frac{\partial}{\partial x}, \frac{\partial}{\partial y}, \frac{\partial}{\partial z} \right).$$

Due to friction, the fluid motion is damped. This damping depends on the *viscosity* ν of the fluid. Highly viscous fluids like syrup stick together, while low-viscosity fluids flow freely. The total damping force is expressed as a diffusion term since the viscosity force is proportional to the *Laplacian* of the velocity field:

$$\vec{F}_{\text{viscosity}} = \nu \vec{\nabla}^2 \vec{v} = \nu \left(\frac{\partial^2 \vec{v}}{\partial x^2} + \frac{\partial^2 \vec{v}}{\partial y^2} + \frac{\partial^2 \vec{v}}{\partial z^2} \right).$$

Finally, an external force field $\vec{F}_{\text{external}}$ may also act on our fluid element causing acceleration. In the gravity field of the Earth, assuming that the vertical direction is axis z , this external acceleration is $(0, 0, -g)$ where $g = 9.8 [m/s^2]$.

Adding the forces together, we can obtain the *Navier-Stokes equation* for the velocity of our fluid element:

$$\rho \frac{\vec{v}(\vec{r}, t) - \vec{v}(\vec{r} - \vec{v} dt, t - dt)}{dt} = -\vec{\nabla} p + \nu \vec{\nabla}^2 \vec{v} + \vec{F}_{\text{external}}.$$

In fact, this equation is the adaptation of the fundamental law of dynamics for fluids. If there is no external force field, the momentum of the dynamic system must be preserved. This is why this equation is also called *momentum conservation equation*.

Closed physics systems preserve not only the momentum but also the mass, so this aspect should also be built into our fluid model. Simply put, the mass conservation means that what flows into a volume must also flow out, so the divergence of the mass flow is zero. If the fluid is incompressible, then the fluid density is constant, thus the mass flow is proportional to the velocity field. For incompressible fluids, the mass conservation means that the velocity field is *divergence free*:

$$\vec{\nabla} \cdot \vec{v} = \frac{\partial v_x}{\partial x} + \frac{\partial v_y}{\partial y} + \frac{\partial v_z}{\partial z} = 0. \quad (28.2)$$

28.7.1. Eulerian solver for fluid dynamics

The Eulerian approach tracks the evolution of the velocity and pressure fields on fixed, uniform grid points. The grid allows a simple approximation of spatial derivatives by finite differences. If the grid points are in distances Δx , Δy , and Δz along the three coordinate axes and the values of scalar field p and vector field \vec{v} at grid point (i, j, k) are $p^{i,j,k}$ and $\vec{v}^{i,j,k}$, respectively, then the gradient, the divergence and the Laplacian operators can be approximated as:

$$\vec{\nabla} p \approx \left(\frac{p^{i+1,j,k} - p^{i-1,j,k}}{2\Delta x}, \frac{p^{i,j+1,k} - p^{i,j-1,k}}{2\Delta y}, \frac{p^{i,j,k+1} - p^{i,j,k-1}}{2\Delta z} \right), \quad (28.3)$$

$$\vec{\nabla} \cdot \vec{v} \approx \frac{v_x^{i+1,j,k} - v_x^{i-1,j,k}}{2\Delta x} + \frac{v_y^{i,j+1,k} - v_y^{i,j-1,k}}{2\Delta y} + \frac{v_z^{i,j,k+1} - v_z^{i,j,k-1}}{2\Delta z}, \quad (28.4)$$

$$\begin{aligned} \vec{\nabla}^2 p \approx & \frac{p^{i+1,j,k} - 2p^{i,j,k} + p^{i-1,j,k}}{(\Delta x)^2} + \frac{p^{i,j+1,k} - 2p^{i,j,k} + p^{i,j-1,k}}{(\Delta x)^2} \\ & + \frac{p^{i,j,k+1} - 2p^{i,j,k} + p^{i,j,k-1}}{(\Delta x)^2}. \end{aligned} \quad (28.5)$$

The Navier-Stokes equation and the requirement that the velocity is divergence free define four scalar equations (the conservation of momentum is a vector equation) with four scalar unknowns (v_x, v_y, v_z, p). The numerical solver computes the current fields advancing the time in discrete steps of length Δt :

$$\vec{v}(\vec{r}, t) = \vec{v}(\vec{r} - \vec{v}\Delta t, t - \Delta t) + \frac{\nu\Delta t}{\rho} \vec{\nabla}^2 \vec{v} + \frac{\Delta t}{\rho} \vec{F}_{\text{external}} - \frac{\Delta t}{\rho} \vec{\nabla} p.$$

The velocity field is updated in several steps, each considering a single term on the right side of this equation. Let us consider these steps one-by-one.

Advection To initialize the new velocity field at point \vec{r} , we fetch the previous field at position $\vec{r} - \vec{v}\Delta t$ since the fluid element arriving at point \vec{r} was there in the previous time step [258]. This step computes advection, i.e. the phenomenon that the fluid carries its own velocity field:

$$\vec{w}_1(\vec{r}) = \vec{v}(\vec{r} - \vec{v}\Delta t, t - \Delta t).$$

Diffusion To damp the velocity field, we could update it proportionally to a diffusion term:

$$\vec{w}_2 = \vec{w}_1 + \frac{\nu\Delta t}{\rho} \vec{\nabla}^2 \vec{w}_1.$$

However, this type of **forward Euler integrator** is numerically unstable. The reason of instability is that forward methods predict the future based on the present values, and as time passes, each simulation step adds some error, which may accumulate and exceed any limit.

Unlike forward integrators, a backward method can guarantee stability. A backward looking approach is stable since while predicting the future, it simultaneously corrects the past. Thus, the total error converges to a finite value and remains bounded. Here a backward method means that the Laplacian is obtained from the future, yet unknown velocity field, and not from the current velocity field:

$$\vec{w}_2 = \vec{w}_1 + \frac{\nu\Delta t}{\rho} \vec{\nabla}^2 \vec{w}_2. \quad (28.6)$$

At this step of the computation, the advected field \vec{w}_1 is available at the grid points,

the unknowns are the diffused velocity $\vec{w}_2^{i,j,k}$ for each of the grid points. Using (28.5) to compute the Laplacian of the x, y, z coordinates of unknown vector field \vec{w}_2 at grid point (i, j, k) , we observe that it will be a linear function of the \vec{w}_2 velocities in the (i, j, k) grid point and its neighbors. Thus, (28.6) is a sparse linear system of equations:

$$\mathbf{w}_2 = \mathbf{w}_1 + \mathbf{A} \cdot \mathbf{w}_2 \quad (28.7)$$

where vector \mathbf{w}_1 is the vector of the known velocities obtained by advection, \mathbf{w}_2 is the vector of unknown velocities of the grid points, and matrix-vector multiplication $\mathbf{A} \cdot \mathbf{w}_2$ represents the discrete form of $(\nu \Delta t / \rho) \nabla^2 \vec{w}_2(\vec{r})$.

Such systems are primary candidates for **Jacobi iteration** (see Chapter 12 of this book, titled *Scientific Computation*). Initially we fill vector \mathbf{w}_2 with zero and evaluate the right side of (28.7) iteratively, moving the result of the previous step to vector \mathbf{w}_2 of the right side. Thus, we traced back the problem to a sequence of sparse vector-matrix multiplications. Note that matrix \mathbf{A} needs not be stored. When velocity field \vec{w}_2 is needed at a grid point, the neighbors are looked up and the simple formula of (28.5) gives us the result.

Updating a value in a grid point according to its previous value and the values of its neighbors are called **image filtering**. Thus, a single step of the Jacobi iteration is equivalent to an image filtering operation, which is discussed in Section 28.3.2.

External force field The external force accelerates the velocity field at each grid point:

$$\vec{w}_3 = \vec{w}_2 + \frac{\Delta t}{\rho} \vec{F}_{\text{external}}.$$

Projection So far, we calculated an updated velocity field \vec{w}_3 without considering the unknown pressure field. In the projection step, we compute the unknown pressure field p and update the velocity field with it:

$$\vec{v}(t) = \vec{w}_3 - \frac{\Delta t}{\rho} \vec{\nabla} p.$$

The pressure field is obtained from the requirement that the final velocity field must be divergence free. Let us apply the divergence operator to both sides of this equation. After this, the left side becomes zero since we aim at a divergence free vector field for which $\vec{\nabla} \cdot \vec{v} = 0$:

$$0 = \vec{\nabla} \cdot \left(\vec{w}_3 - \frac{\Delta t}{\rho} \vec{\nabla} p \right) = \vec{\nabla} \cdot \vec{w}_3 - \frac{\Delta t}{\rho} \vec{\nabla}^2 p.$$

Assuming a regular grid where vector field \vec{w}_3 is available, searching the unknown pressure at grid positions, and evaluating the divergence and the Laplacian with finite differences of equations (28.4) and (28.5), respectively, we again end up with a sparse linear system for the discrete pressure values and consequently for the difference between the final velocity field \vec{v} and \vec{w}_3 . This system is also solved with

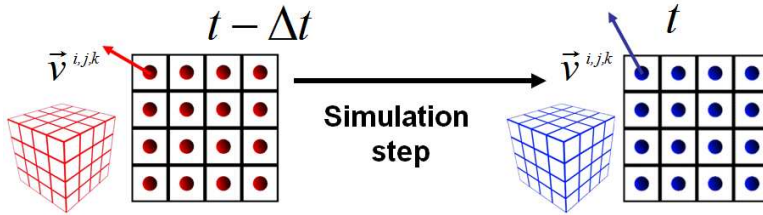


Figure 28.9 A time step of the Eulerian solver updates textures encoding the velocity field.

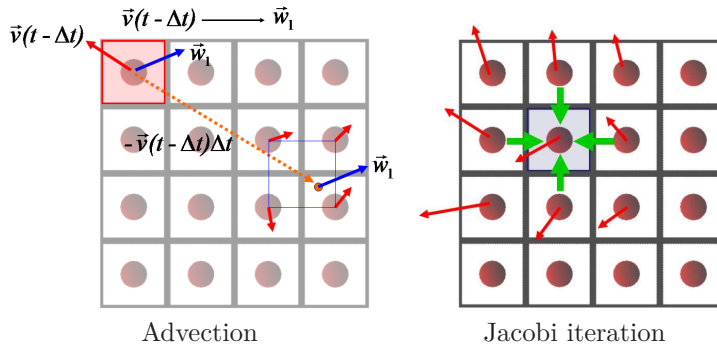


Figure 28.10 Computation of the simulation steps by updating three-dimensional textures. Advection utilizes the texture filtering hardware. The linear equations of the viscosity damping and projection are solved by Jacobi iteration, where a texel (i.e. voxel) is updated with the weighted sum of its neighbors, making a single Jacobi iteration step equivalent to an image filtering operation.

Jacobi iteration. Similarly to the diffusion step, the Jacobi iteration of the projection is also a simple image filtering operation.

Eulerian simulation on the GPU The discretized velocity and pressure fields can be conveniently stored in three-dimensional textures, where discrete variables are defined at the centers of elemental cubes, called *voxels* of a grid [106]. At each time step, the content of these data sets should be refreshed (Figure 28.9).

The representation of the fields in textures has an important advantage when the advection is computed. The advected field at voxel center \vec{r}_i is obtained by copying the field value at position $\vec{r}_i - \vec{v}_i \Delta t$. Note that the computed position is not necessarily a voxel center, but it can be between the grid points. According to the finite element concept, this value can be generated from the finite element representation of the data. If we assume piece-wise linear basis functions, then the texture filtering hardware automatically solves this problem for us at no additional computation cost.

The disadvantage of storing vector and scalar fields in three-dimensional textures is that the GPU can only read these textures no matter whether we take the graphics API or the GPGPU approach. The updated field must be written to the render target

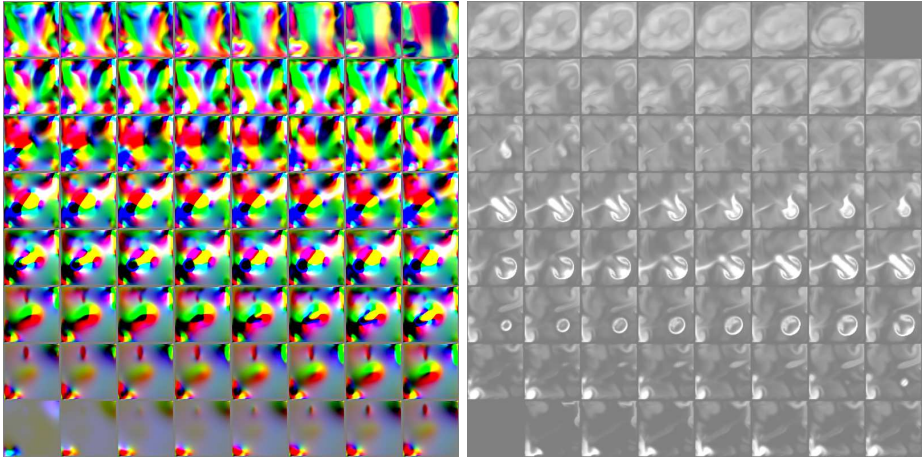


Figure 28.11 Flattened 3D velocity (left) and display variable (right) textures of a simulation.

in case of the graphics API approach, and to the global memory if we use a GPGPU interface. Then, for the next simulation step, the last render target or global memory should be declared as an input texture.

In order to avoid write collisions, we follow a gathering approach and assign threads to each of the grid points storing output values. If GPUs fetch global data via textures, then the new value written by a thread becomes visible when the pass or the thread run is over, and the output is declared as an input texture for the next run. Thus, the computation of the time step should be decomposed to elemental update steps when the new output value of another grid point is needed. It means that we have an advection pass, a sequence of Jacobi iteration passes of the diffusion step, an external force calculation pass, and another sequence of Jacobi iteration passes of the projection step. With a GPGPU framework, a thread may directly read the data produced by another thread, but then synchronization is needed to make sure that the read value is already valid, so not the old but the new value is fetched. In such cases, synchronization points have the same role and passes or decomposed kernels.

In case of graphics APIs, there is one additional limitation. The render target can only be two-dimensional, thus either we flatten the layers of the three-dimensional voxel array into a large two-dimensional texture, or update just a single layer at a time. Flattened three-dimensional textures are shown by Figure 28.11. Once the textures are set up, one simulation step of the volume can be done by the rendering of a quad covering the flattened grid.

The graphics API approach has not only drawbacks but also an advantage over the GPGPU method, when the linear systems are solved with Jacobi iteration. The graphics API method runs the fragment shader for each grid point to update the solution in the texel associated with the grid point. However, if the neighbor elements of a particular grid point are negligible, we need less iteration steps than in a grid point where the neighbor elements are significant. In a quasi-SIMD machine

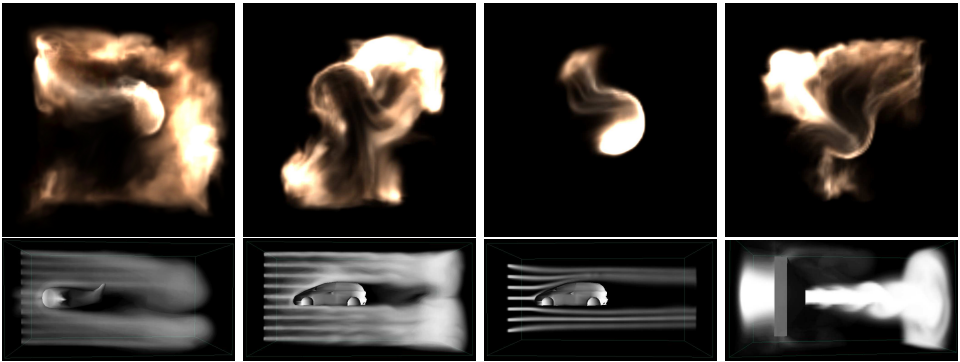


Figure 28.12 Snapshots from an animation rendered with Eulerian fluid dynamics.

like the GPU, iterating less in some of the processors is usually a bad idea. However, the exploitation of the *early z-culling* hardware helps to sidestep this problem and boosts the performance [265]. The z coordinate in the depth value is set proportionally to the maximum element in the neighborhood and to the iteration count. This way, as the iteration proceeds, the GPU processes less and less number of fragments, and can concentrate on important regions. According to our measurements, this optimization reduces the total simulation time by about 40 %.

When we wish to visualize the flow, we can also assume that the flow carries a scalar *display variable* with itself. The display variable is analogous with some paint or confetti poured into the flow. The display variable is stored in a float voxel array.

Using the advection formula for display variable D , its field can also be updated in parallel with the simulation of time step Δt :

$$D(\vec{r}, t) = D(\vec{r} - \vec{v}\Delta t, t - \Delta t).$$

At a time, the color and opacity of a point can be obtained from the display variable using a user controlled transfer function.

We can use a 3D texture slicing rendering method to display the resulting display variable field, which means that we place semi-transparent polygons perpendicular to the view plane and blend them together in back to front order (Figure 28.12). The color and the opacity of the 3D texture is the function of the 3D display variable field.

28.7.2. Lagrangian solver for differential equations

In the Lagrangian approach, the space is discretized by identifying , i.e. following just finite number of fluid elements. Let us denote the position and the velocity of the i th discrete fluid element by \vec{r}_i and \vec{v}_i , respectively. We assume that all particles represent fluid elements of the same mass m , but as the density varies in space and will be the attribute of the particle, every particle is associated with a different volume $\Delta V_i = m/\rho_i$ of the fluid. The momentum conservation equation has the

following form in this case:

$$\begin{aligned} \frac{d\vec{r}_i}{dt} &= \vec{v}_i, \\ m \frac{d\vec{v}_i}{dt} &= \left(-\vec{\nabla}p(\vec{r}_i) + \nu \vec{\nabla}^2 \vec{v}(\vec{r}_i) + \vec{F}_{\text{external}}(\vec{r}_i) \right) \Delta V_i. \end{aligned} \quad (28.8)$$

If particles do not get lost during the simulation, the mass is automatically conserved. However, temporarily this mass may concentrate in smaller parts of the volume, so the simulated fluid is not incompressible. In Lagrangian simulation, we usually assume compressible gas.

From the knowledge of the system at discrete points, attributes are obtained at an arbitrary point via interpolation. Suppose we know an attribute A at the particle locations, i.e. we have A_1, \dots, A_N . Attribute A is interpolated at location \vec{r} by a weighted sum of contributions from the particles:

$$A(\vec{r}) = \sum_{i=1}^N A_i \Delta V_i W(|\vec{r} - \vec{r}_i|),$$

where ΔV_i is the volume represented by the particle in point \vec{r}_i , and $W(d)$ is a **smoothing kernel**, also called **radial basis function**, that depends on distance d between the particle location and the point of interest. From a different point of view, the smoothing kernel expresses how quickly the impact of a particle diminishes farther away. The smoothing kernel is normalized if smoothing preserves the total amount of the attribute value, which is the case if the kernel has unit integral over the whole volumetric domain. An example for the possible kernels is the *spiky kernel* of maximum radius h :

$$W(d) = \frac{15}{\pi h^6} (h - d)^3, \text{ if } 0 \leq d \leq h \text{ and zero otherwise.}$$

For normalized kernels, the particle density at point \vec{r}_j is approximated as:

$$\rho_j = \rho(\vec{r}_j) = \sum_{i=1}^N m W(|\vec{r}_j - \vec{r}_i|).$$

As each particle has the same mass m , the volume represented by particle j is

$$\Delta V_j = \frac{m}{\rho_j} = \frac{1}{\sum_{i=1}^N W(|\vec{r}_j - \vec{r}_i|)}.$$

According to the **ideal gas law**, the pressure is inversely proportional to the volume on constant temperature, thus at particle j the pressure is

$$p_j = \frac{k}{\Delta V_j},$$

where constant k depends on the temperature.

The pressure at an arbitrary point \vec{r} is

$$p(\vec{r}) = \sum_{i=1}^N p_i \Delta V_i W(|\vec{r} - \vec{r}_i|).$$

The acceleration due to pressure differences requires the computation of the gradient of the pressure field. As spatial variable \vec{r} shows up only in the smoothing kernel, the gradient can be computed by using the gradient of the smoothing kernel:

$$\vec{\nabla} p(\vec{r}) = \sum_{i=1}^N p_i \Delta V_i \vec{\nabla} W(|\vec{r} - \vec{r}_i|).$$

Thus, our first guess for the pressure force at particle j is:

$$\vec{F}_{\text{pressure},j} = -\vec{\nabla} p(\vec{r}_j) = -\sum_{i=1}^N p_i \Delta V_i \vec{\nabla} W(|\vec{r}_j - \vec{r}_i|).$$

However, there is a problem here. Our approximation scheme could not guarantee to satisfy the physical rules including symmetry of forces and consequently the conservation of momentum. We should make sure that the force on particle i due to particle j is always equal to the force on particle j due to particle i . The symmetric relation can be ensured by modifying the pressure force in the following way:

$$\vec{F}_{\text{pressure},j} = -\sum_{i=1}^N \frac{p_i + p_j}{2} \Delta V_i \vec{\nabla} W(|\vec{r}_j - \vec{r}_i|).$$

The viscosity term contains the Laplacian of the vector field, which can be computed by using the Laplacian of the smoothing kernel:

$$\vec{F}_{\text{viscosity},j} = \nu \vec{\nabla}^2 \vec{v} = \nu \sum_{i=1}^N \vec{v}_i \Delta V_i \vec{\nabla}^2 W(|\vec{r}_j - \vec{r}_i|).$$

Similarly to the pressure force, a symmetrized version is used instead that makes the forces symmetric:

$$\vec{F}_{\text{viscosity},j} = \nu \sum_{i=1}^N (\vec{v}_i - \vec{v}_j) \Delta V_i \vec{\nabla}^2 W(|\vec{r}_j - \vec{r}_i|).$$

External forces can be directly applied to particles. Particle-object collisions are solved by reflecting the velocity component that is perpendicular to the surface.

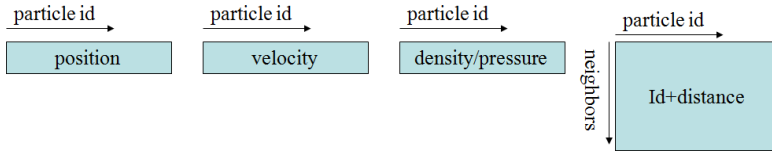


Figure 28.13 Data structures stored in arrays or textures. One-dimensional float3 arrays store the particles' position and velocity. A one-dimensional float2 texture stores the computed density and pressure. Finally, a two-dimensional texture identifies nearby particles for each particle.

Having computed all forces, and approximating the time derivatives of (28.8) by finite differences, we may obtain the positions and velocities of each of the particles in the following way:

$$\begin{aligned}\vec{r}_i(t + \Delta t) &= \vec{r}_i(t) + \vec{v}_i(t)\Delta t, \\ \vec{v}_i(t + \Delta t) &= \vec{v}_i(t) + (\vec{F}_{\text{pressure},i} + \vec{F}_{\text{viscosity},i} + \vec{F}_{\text{external},i})\Delta t/m.\end{aligned}$$

Note that this is also a forward Euler integration scheme, which has stability problems. Instead of this, we should use a stable version, for example, the *Verlet integration* [67].

The Lagrangian approach tracks a finite number of particles where the forces acting on them depend on the locations and actual properties of other particles. Thus, to update a system of N particles, $O(N^2)$ interactions should be examined. Such tasks are generally referred to as the *N-body problem*.

Lagrangian solver on the GPU In a GPGPU framework, the particle attributes can be stored in the global memory as a one-dimensional array or can be fetched via one-dimensional textures. In graphics API frameworks, particle attributes can only be represented by textures. The advantage of reading the data via textures is only the better caching since now we cannot utilize the texture filtering hardware. A gathering type method would assign a thread to each of the controlled particles, and a thread would compute the effect of other particles on its own particle. As the smoothing kernel has finite support, only those particles can interact with the considered one, which are not farther than the maximum radius of the smoothing filter. It is worth identifying these particles only once, storing them in a two-dimensional texture of in the global memory, and using this information in all subsequent kernels.

A GPGPU approach would need three one-dimensional arrays representing the particle position, velocity, density and pressure, and a two-dimensional array for the neighboring particles (Figure 28.13). In a graphics API approach, these are one- or two-dimensional textures. We can run a kernel or a fragment shader for each of the particles. In a GPGPU solution it poses no problem for the kernel to output a complete column of the neighborhood array, but in the fragment shaders of older GPUs the maximum size of a single fragment is limited. To solve this, we may limit the number of considered neighbor particles to the number that can be outputted with the available multiple render target option.

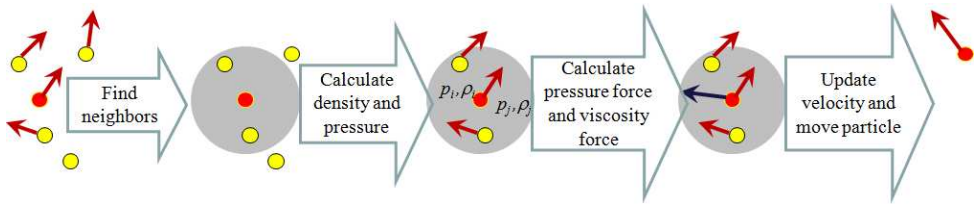


Figure 28.14 A time step of the Lagrangian solver. The considered particle is the red one, and its neighbors are yellow.




Figure 28.15 Animations obtained with a Lagrangian solver rendering particles with spheres (upper image) and generating the isosurface (lower image) [115].

The processing of a single particle should be decomposed to passes or kernel runs when we would like to use the already updated properties of other particles (Figure 28.14). The first pass is the identification of the neighbors for each particles, i.e. those other particles that are closer than the support of the smoothing kernel. The output of this step is a two-dimensional array where columns are selected by the index of the considered particle and the elements in this column store the index and the distance of those particles that are close by.

The second pass calculates the density and the pressure from the number and the distance of the nearby particles. Having finished this pass, the pressure of every particle will be available for all threads. The third pass computes the forces from the pressure and the velocity of nearby particles. Finally, each particle gets its updated velocity and is moved to its new position.

Having obtained the particle positions, the system can be visualized by different methods. For example, we can render a point or a small sphere for each particle

(upper image of Figure 28.15). Alternatively, we can splat particles onto the screen, resulting in a rendering style similar to that of the Eulerian solver (Figure 28.12). Finally, we can also find the surface of the fluid and compute reflections and refractions here using the laws of geometric optics (lower image of Figure 28.15). The surface of fluid is the isosurface of the density field, which is the solution of the following implicit equation:

$$\rho(\vec{r}) = \rho_{\text{iso}}.$$

This equation can be solved for points visible in the virtual camera by **ray marching**. We trace a ray from the eye position through the pixel and make small steps on it. At every sample position \vec{r}_s we check whether the interpolated density $\rho(\vec{r}_s)$ has exceeded the specified isovalue ρ_{iso} . The first step when this happens is the intersection of the ray and the isosurface. The rays are continued from here into the reflection and refraction directions. The computation of these directions also requires the normal vector of the isosurface, which can be calculated as the gradient of the density field.

Exercises

28.7-1 Implement a game-of-life in CUDA. On a two-dimensional grid of cells, every cell is either *populated* or *unpopulated*. In every step, all cell states are re-evaluated. For populated cells:

- Each cell with one or no neighbors dies, as if by loneliness.
- Each cell with four or more neighbors dies, as if by overpopulation.
- Each cell with two or three neighbors survives.

For unpopulated cells:

- Each cell with three neighbors becomes populated.

Store cell states in arrays accessible as textures. Always compute the next iteration state into a different output array. Start with a random grid and display results using the graphics API.

28.7-2 Implement a *wave equation solver*. The wave equation is a partial differential equation:

$$\frac{\partial^2 z}{\partial t^2} = c^2 \left(\frac{\partial^2 z}{\partial x^2} + \frac{\partial^2 z}{\partial y^2} \right),$$

where $z(x, y, t)$ is the wave height above point x, y in time t , and c is the speed of the wave.

Chapter Notes

The fixed transformation and multi-texturing hardware of GPUs became programmable vertex and fragment shaders about a decade ago. The high floating point processing performance of GPUs has quickly created the need to use them not only for incremental rendering but for other algorithms as well. The first GPGPU algorithms were also graphics related, e.g. **ray tracing** or the simulation of natural

phenomena. An excellent review about the early years of GPGPU computing can be found in [199]. Computer graphics researchers have been very enthusiastic to work with the new hardware since its general purpose features allowed them to implement algorithms that are conceptually different from the incremental rendering, including the physically plausible light transport, called global illumination [261], physics simulation of rigid body motion with accurate collision detection, fluid dynamics etc., which made realistic simulation and rendering possible in real-time systems and games. The GPU Gems book series [75, 165, 210] and the ShaderX (currently GPU Pro [70]) series provide a huge collection of such methods.

Since the emergence of GPGPU platforms like CUDA and OpenCL, GPU solutions have showed up in all fields of high performance computing. Online warehouses of papers and programs are the `gpgpu.org` homepage and the NVIDIA homepage [194, 195], which demonstrate the wide acceptance of this approach in many fields. Without aiming at completeness, successful GPU applications have targeted high performance computing tasks including simulation of all kinds of physics phenomena, differential equations, tomographic reconstruction, computer vision, database searches and compression, linear algebra, signal processing, molecular dynamics and docking, financial informatics, virus detection, finite element methods, Monte Carlo methods, simulation of computing machines (CNN, neural networks, quantum computers), pattern matching, DNA sequence alignment, cryptography, digital holography, quantum chemistry, etc.

To get a scalable system that is not limited by the memory of a single GPU card, we can build GPU clusters. A single PC can be equipped with four GPUs and the number of interconnected PCs is unlimited [290]. However, in such systems the communication will be the bottleneck since current communication channels cannot compete with the computing power of GPUs.

29. Perfect Arrays

Sequences of elements of given sets of symbols have a great importance in different branches of natural sciences. For example in biology the 4-letter set $\{A, C, G, T\}$ containing the nucleotides (adenine, cytosine, guanine and thymine) and the 20-letter set $\{a, c, d, e, f, g, h, i, k, l, m, n, p, q, r, s, t, v, w, z\}$ containing the amino-acids (alanine, cysteine, asparagin-acid, glutamine-acid, phenyl, glycine, histidine, isoleucine, lysine, leucine, methionine, asparagine, proline, glutamine, arginine, serine, threonine, valine, triptophan, tyrosine) play leading role [125]. Mathematics uses the 10-letter set $\{0, 1, \dots, 9\}$, while computer science prefer the binary set $\{0, 1\}$.

Arrays with elements from given sets of symbols have various applications, e.g. Dénes and Keedwell [63] reported on application in frequency allocation of multi-beam satellites, Harvit [108] in designing mask configuration for spectrometers, Mitchell and Paterson [180] in cryptography, Ma [169] in picture coding and processing, Arazi [9] in position recovery of cars.

Complexity is a basic characteristic of arrays of symbols, since affects the cost of storage and reproduction, and the quantity of information stored in the arrays. The usual complexity measures are based on the time (or memory) needed for generating or recognizing them.

Cyclic sequences in which every possible sequence of a fixed length occurs exactly once have been studied for more than a hundred years [76]. This mathematical problem was extended to two-dimensional arrays by Reed and Stewart [230] who gave an example of 4×4 sized *perfect map*. Fan et al. in 1985 [72] proved the existence of binary perfect maps for larger sizes.

In the first seven sections of this chapter we deal with the existence and construction of perfect arrays. The last three sections superperfect sequences, the subword complexity and its extension, the d -complexity, are analysed.

29.1. Basic concepts

Let \mathbb{Z} be the set of integers. For $u, v \in \mathbb{Z}$ we denote the set $\{j \in \mathbb{Z} \mid u \leq j \leq v\}$ by $[u..v]$ and the set $\{j \in \mathbb{Z} \mid j \geq u\}$ by $[u..\infty]$. Let $d \in [1..\infty]$ and $k, n \in [2..\infty]$, $b_i, c_i, j_i \in [1..\infty]$ ($i \in [1..d]$) and $a_i, k_i \in [2..\infty]$ ($i \in [1..d]$). Let $\mathbf{a} = \langle a_1, a_2, \dots, a_d \rangle$,

$\mathbf{b} = \langle b_1, b_2, \dots, b_d \rangle$, $\mathbf{c} = \langle c_1, c_2, \dots, c_d \rangle$, $\mathbf{j} = \langle j_1, j_2, \dots, j_d \rangle$ and $\mathbf{k} = \langle k_1, k_2, \dots, k_d \rangle$ be vectors of length d , $\mathbf{n} = \langle n_1, n_2, \dots \rangle$ an infinite vector with $2 \leq n_1 < n_2 < \dots$.

A ***d*-dimensional *n*-ary array *A*** is a mapping $A : [1..\infty]^d \rightarrow [0, n - 1]$.

If there exist a vector \mathbf{b} and an array M such that

$$\forall \mathbf{j} \in [1..\infty]^d : A[\mathbf{j}] = M[(j_1 \bmod b_1) + 1, (j_2 \bmod b_2) + 1, \dots, (j_d \bmod b_d) + 1],$$

then A is a ***b*-periodic array** and M is a ***period*** of A .

The ***a*-sized subarrays** of A are the ***a*-periodic *n*-ary arrays**.

Although our arrays are infinite we say that a ***b*-periodic array** is ***b*-sized**.

Indexset *A*_{index} of a ***b*-periodic array *A*** is the Cartesian product

$$A_{index} = [1..b_1] \times [1..b_2] \times \dots \times [1..b_d].$$

A d dimensional ***b*-periodic *n*-ary array *A*** is called ***(n, d, a, b)*-perfect**, if all possible n -ary arrays of size \mathbf{a} appear in A exactly once as a subarray.

Here n is the alphabet size, d gives the number of dimensions of the “window” and the perfect array M , the vector \mathbf{a} characterizes the size of the window, and the vector \mathbf{b} is the size of the perfect array M .

An $(n, d, \mathbf{a}, \mathbf{b})$ -perfect array A is called ***c*-cellular**, if c_i divides b_i for $i \in [1..d]$. A cellular array consists of $b_1/c_1 \times b_2/c_2 \times \dots \times b_d/c_d$ disjoint subarrays of size \mathbf{c} , called ***cells***. In each cell the element with smallest indices is called the ***head*** of the cell. The contents of the cell is called ***pattern***.

The product of the elements of a vector \mathbf{a} is called the ***volume*** of the vector and is denoted by $|\mathbf{a}|$. The number of elements of the perfect array M is called the ***volume*** of M and is denoted by $|M|$.

If $b_1 = b_2 = \dots = b_d$, then the $(n, d, \mathbf{a}, \mathbf{b})$ -perfect array A is called ***symmetric***. If A is symmetric and $a_1 = a_2 = \dots = a_d$, then A is called ***doubly symmetric***. If A is doubly symmetric and

1. $d = 1$, then A is called a ***double sequence***;
2. $d = 2$, then A is called a ***double square***;
3. $d = 3$, then A is called a ***double cube***.

According to this definition, all perfect sequences are doubly symmetric. In the case of symmetric arrays we use the notion (n, d, \mathbf{a}, b) and in the case of doubly symmetric arrays we use (n, d, a, b) instead of $(n, d, \mathbf{a}, \mathbf{b})$.

The first known result originates from Flye-Sainte who proved the existence of $(2, 1, a, 2^a)$ -perfect sequences for all possible values of a in 1894.

One-dimensional perfect arrays are often called De Bruijn or Good sequences. Two-dimensional perfect arrays are called also perfect maps or De Bruijn tori.

Even De Bruijn sequences—introduced by Antal Iványi and Zoltán Tóth in 1988—are useful in construction of perfect arrays when the size of the alphabet is an even number and the window size is 2×2 . Their definition is as follows.

If n is an even integer then an $(n, 1, 2, n^2)$ -perfect sequence $M = (m_1, m_2, \dots, m_{n^2})$ is called ***even***, if $m_i = x$, $m_{i+1} = y$, $x \neq y$, $m_j = y$ and $m_{j+1} = x$

imply $j - i$ is even.

Iványi and Tóth in 1988 and later Hurlbert and Isaak in 1994 provided a constructive proof of the existence of even sequences. The later algorithm is stronger since it constructs a universal infinite sequence whose prefixes are even sequences for the corresponding alphabet size.

Lexicographic indexing of an array $M = [m_{j_1 j_2 \dots j_d}] = [m_j]$ ($1 \leq j_i \leq b_i$) for $i \in [1..d]$ means that the index $I(m_j)$ is defined as

$$I(m_j) = j_1 - 1 + \sum_{i=2}^d \left((j_i - 1) \prod_{m=1}^{i-1} b_m \right). \tag{29.1}$$

The concept of perfectness can be extended to infinite arrays in various ways. In **growing arrays** introduced by Hurlbert and Isaak in 1994 the window size is fixed, the alphabet size is increasing and the prefixes grow in all d directions.

Let a and d be positive integers with $a \geq 2$ and $\mathbf{n} = \langle n_1, n_2, \dots \rangle$ be a strictly increasing sequence of positive integers. An array $M = [m_{i_1 i_2 \dots i_d}]$ is called **(n, d, a)-growing**, if the following conditions hold:

1. $M = [m_{i_1 i_2 \dots i_d}]$ ($1 \leq i_j < \infty$) for $j \in [1..d]$;
2. $m_{i_1 i_2 \dots i_d} \in [0..n - 1]$;
3. the prefix $M_k = [m_{i_1 i_2 \dots i_d}]$ ($1 \leq i_j \leq n_k^{a^d/d}$ for $j \in [1..d]$) of M is $(n_k, d, a, n_k^{a^d/d})$ -perfect array for $k \in [0..\infty]$.

For the growing arrays we use the terms growing sequence, growing square and growing cube.

For $a, n \in [2..\infty]$ the **new alphabet size** $N(n, a)$ is

$$N(n, a) = \begin{cases} n, & \text{if any prime divisor of } a \text{ divides } n, \\ nq, & \text{otherwise,} \end{cases} \tag{29.2}$$

where q is the product of the prime divisors of a not dividing n .

Note, that alphabet size n and new alphabet size N have the property that $n \mid N$.

Another possibility for the extension of concept of perfectness is to increase the window size. Then we get **superperfect arrays** studied in Section 29.8.

Exercises

29.1-1 Gather one-dimensional examples of the applications of perfect arrays.

29.1-2 Gather two- and three-dimensional examples of the application of perfect arrays.

29.2. Necessary condition and earlier results

Since in the period M of a perfect array A each element is the head of a pattern, the volume of M equals the number of the possible patterns. Since each pattern—among others the pattern containing only zeros—can appear only once, any size of M is greater than the corresponding size of the window. So we have the following necessary condition due to Cock, further Hurlbert and Isaak: If M is an $(n, d, \mathbf{a}, \mathbf{b})$ -perfect array, then

$$|\mathbf{b}| = n^{|\mathbf{a}|} \quad (29.3)$$

and

$$b_i > a_i \text{ for } i \in [1..d]. \quad (29.4)$$

Different construction algorithms and other results concerning one and two dimensional perfect arrays can be found in the fourth volume of *The Art of Computer Programming* written by D. E. Knuth [149]. E.g. a $(2,1,5,32)$ -perfect array [149, page 22], a 36-length even sequence whose 4-length and 16-length prefixes are also even sequences [149, page 62], a $(2,2,2,4)$ -perfect array [149, page 38] and a $(4,2,2,16)$ -perfect array [149, page 63].

It is known [42, 149] that in the one-dimensional case the necessary condition (29.3) is sufficient too. There are many construction algorithms, like the ones of Cock [56], Fan, Fan, Ma and Siu [72], Martin [172] or any algorithm for constructing of directed Euler cycles [166].

Chung, Diaconis and Graham [54] posed the problem to give a necessary and sufficient condition of the existence of $(n, 2, \mathbf{a}, \mathbf{b})$ -perfect arrays.

The conditions (29.3) and (29.4) are sufficient for the existence of $(2,2,\mathbf{a},\mathbf{b})$ -perfect arrays [72] and $(n,2,\mathbf{a},\mathbf{b})$ -perfect arrays [201]. Later Paterson in [202, 203] supplied further sufficient conditions.

Hurlbert and Isaak [120] gave a construction for one- and two-dimensional growing arrays.

Exercises

29.2-1 Find the smallest nontrivial solutions of (29.3) for small values of d .

29.3. One-dimensional perfect arrays

In the construction of one-dimensional perfect arrays we use the following algorithms.

29.3.1. Pseudocode of the algorithm Quick-Martin

Algorithm MARTIN generates one-dimensional perfect arrays. Its inputs are the alphabet size n and the window size a . Its output is an n -ary perfect sequence of length n^a . The output begins with a zeros and always continues with the maximal permitted element of the alphabet.

A natural implementation of Martin's algorithm can be found in the chapter *Complexity of words* of this book. The following effective implementation of MARTIN

is due to M. Horváth and A. Iványi [114].

```

QUICK-MARTIN( $n, a$ )
01 for  $i = 0$  to  $n^{a-1} - 1$ 
02    $C[i] = n - 1$ 
03 for  $i = 1$  to  $a$ 
04    $w[i] = 0$ 
05 for  $i = a + 1$  to  $n^a$ 
06    $k = w[i - a + 1]$ 
07   for  $j = 1$  to  $a - 1$ 
08      $k = kn + w[i - a + j]$ 
09    $w[i] = C[k]$ 
10    $C[k] = C[k] - 1$ 
11 return  $w$ 

```

This algorithm runs in $\Theta(an^a)$ time.

29.3.2. Pseudocode of the algorithm Optimal-Martin

The following implementation of Martin algorithm requires even smaller running time than QUICK-MARTIN.

```

OPTIMAL-MARTIN( $n, a$ )
01 for  $i = 0$  to  $n^{a-1} - 1$ 
02    $C[i] = n - 1$ 
03 for  $i = 1$  to  $a$ 
04    $w[i] = 0$ 
05  $k = 0$ 
06 for  $i = a + 1$  to  $n^a$ 
07    $k = k - w[i - a]n^{a-1} + w[i - 1]$ 
08    $w[i] = C[k]$ 
09    $C[k] = C[k] - 1$ 
10 return  $w$ 

```

The running time of any algorithm which constructs a one-dimensional perfect array is $\Omega(n^a)$, since the sequence contains n^a elements. The running time of OPTIMAL-MARTIN is $\Theta(n^a)$.

29.3.3. Pseudocode of the algorithm Shift

Algorithm SHIFT proposed by Cock in 1988 [56] is a widely usable algorithm to construct perfect arrays. We use it to transform cellular (N, d, a, \mathbf{b}) -perfect arrays into $(N, d + 1, a, \mathbf{c})$ -perfect arrays.

```

SHIFT( $N, d, a, P_d$ )
1 OPTIMAL-MARTIN( $N^{a^d}, a - 1$ )
2 for  $j = 0$  to  $N^{a^d - a^{d-1}} - 1$ 

```



```

3   transform  $w_i$  to an  $a^d$  digit  $N$ -ary number
4   produce the  $(j + 1)$ -st layer of the output  $P_{d+1}$  by multiple shifting
    the  $j$ th layer of  $P_d$  by the transformed number (the first  $a$  digits
    give the shift size for the first direction, then the next  $a^2 - a$  digits
    in the second direction etc.)
5 return  $P_{d+1}$ 

```

The running time of SHIFT is $\Theta(dN^{a^d})$.

29.3.4. Pseudocode of the algorithm Even

If N is even, then this algorithm generates the N^2 -length prefix of an even growing sequence [120].

```

EVEN( $N$ )
1 if  $N == 2$ 
2    $w[1] = 0$ 
3    $w[2] = 0$ 
4    $w[3] = 1$ 
5    $w[4] = 1$ 
6   return  $w$ 
7 for  $i = 1$  to  $N/2 - 1$ 
8   for  $j = 0$  to  $2i - 1$ 
9      $w[4i^2 + 2j + 1] = j$ 
10  for  $j = 0$  to  $i - 1$ 
11     $w[4i^2 + 2 + 4j] = 2i$ 
12  for  $j = 0$  to  $i - 1$ 
13     $w[4i^2 + 4 + 4j] = 2i + 1$ 
14  for  $j = 0$  to  $4i - 1$ 
15     $w[4i^2 + 4i + 1 + j] = w[4i^2 + 4i - j]$ 
16     $w[4i^2 + 8i + 1] = 2i + 1$ 
17     $w[4i^2 + 8i + 2] = 2i$ 
18     $w[4i^2 + 8i + 3] = 2i$ 
19     $w[4i^2 + 8i + 4] = 2i + 1$ 
20 return  $w$ 

```

The running time of algorithm EVEN [120] is $\Theta(N^2)$.

Exercises

29.3-1 Solve the *telex problem*, that is construct a $(2, 1, 5, 32)$ -perfect array (using QUICK-MARTIN and OPTIMAL-MARTIN).

29.4. Two-dimensional perfect arrays

Chung, Diaconis and Graham posed the problem to give a necessary and sufficient condition of the existence of $(n, 2, \mathbf{a}, \mathbf{b})$ -perfect arrays.

As Fan, Fan and Siu proved in 1985, the conditions (2) and (3) are sufficient for the existence of $(2,2,\mathbf{a},\mathbf{b})$ -perfect arrays. Paterson proved the same in 1994 [201] for $(n,2,a,b)$ -perfect arrays. Later Paterson [202, 203] supplied further sufficient conditions.

Hurlbert and Isaak in 1993 gave a construction for one and two dimensional growing arrays.

29.4.1. Pseudocode of the algorithm Mesh

The following implementation of MESH was proposed by Iványi and Tóth in 1988. The input of MESH is the alphabet size N and an even sequence \mathbf{w} . The output is an $(N, 2, 2, N^2)$ -perfect array. It uses the following meshing function [135]:

$$P_{i,j} = \begin{cases} e_j, & \text{if } i + j \text{ is even,} \\ e_i, & \text{if } i + j \text{ is odd,} \end{cases} \quad (29.5)$$

```

MESH( $N, \mathbf{w}, S$ )
1 for  $i = 1$  to  $N^2$ 
2   for  $j = 1$  to  $N^2$ 
3     if  $i + j$  is even
4        $S[i, j] = w[i]$ 
5     else  $S[i, j] = w[j]$ 
6 return  $S$ 

```

29.4.2. Pseudocode of the algorithm Cellular

Algorithm CELLULAR is an extension and combination of the known algorithms SHIFT, OPTIMAL-MARTIN, EVEN and MESH.

CELLULAR results a cellular perfect array A . Its input data are n , d and \mathbf{a} , its output is an $(N, d, \mathbf{a}, \mathbf{b})$ -perfect array, where $b_1 = N^{a_1}$ and $b_i = N^{a_1 a_2 \dots a_i - a_1 a_2 \dots a_{i-1}}$ for $i = 2, 3, \dots, d$. CELLULAR consists of six parts:

1. *Calculation* (line 1 in the pseudocode): determines the new alphabet size N using formula (??);
2. *Walking* (lines 2–3): if $d = 1$, then construction of a perfect symmetric sequence S_1 using algorithm OPTIMAL-MARTIN (walking in a De Bruijn graph);
3. *Meshing* (lines 4–6): if $d = 2$, N is even and $a = 2$, then first construct an N -ary even perfect sequence $\mathbf{e} = \langle e_1, e_2, \dots, e_{N^2} \rangle$ using EVEN, then construct an $N^2 \times N^2$ sized N -ary square S_1 using meshing function (29.5);
4. *Shifting* (lines 7–12): if $d > 1$ and (N is odd or $a > 2$), then use MARTIN once, then use SHIFT $d - 1$ times, receiving a perfect array P ;
5. *Combination* (lines 13–16): if $d > 2$, N is even and $a = 2$, then construct an even sequence with EVEN, construct a perfect square by MESH and finally use of SHIFT $d - 2$ times, results a perfect array P .

6. *Report* (line 17): returns the output A .

```

CELLULAR( $n, d, a, N$ )
01  $N = N(n, a)$ 
02 if  $d = 1$ 
03   OPTIMAL-MARTIN( $N, d, a, A$ )
04 return  $A$ 
05 if  $d == 2$  and  $a == 2$  and  $N$  is even
06   MESH( $N, a, A$ )
07   return  $A$ 
08 if  $N$  is odd or  $a \neq 2$ 
09   OPTIMAL-MARTIN( $N, a$ )
10   for  $i = 1$  to  $d - 1$ 
11     SHIFT( $N, i, P_i$ )
12    $A = P_d$ 
13   return  $A$ 
14 MESH( $N, a, P_1$ )
15 for  $i = 2$  to  $d - 1$ 
16   SHIFT( $N, i, P_i$ )
17  $A = P_d$ 
18 return  $A$ 

```

Exercises

29.4-1 Construct a $(4, 2, 2, 16)$ -perfect array (a binary double square for window size 2×2).

29.5. Three-dimensional perfect arrays

29.5.1. Pseudocode of the algorithm Colour

COLOUR transforms cellular perfect arrays into larger cellular perfect arrays. Its input data are

- $d \geq 1$ – the number of dimensions;
- $N \geq 2$ – the size of the alphabet;
- \mathbf{a} – the window size;
- \mathbf{b} – the size of the cellular perfect array A ;
- A – a cellular $(N, d, \mathbf{a}, \mathbf{b})$ -perfect array.
- $k \geq 2$ – the multiplication coefficient of the alphabet;
- (k_1, k_2, \dots, k_d) – the extension vector having the property $k^{|\mathbf{a}|} = k_1 \times k_2 \times \dots \times k_d$.

The *output* of COLOUR is

- a (kN) -ary cellular perfect array P of size $\mathbf{b} = (k_1a_1, k_2a_2, \dots, k_da_d)$.

COLOUR consists of four steps:

1. *Blocking* (line 1) arranging: $k^{|\mathbf{a}|}$ copies (blocks) of a cellular perfect array A into a rectangular array R of size $\mathbf{k} = k_1 \times k_2 \times \dots \times k_d$ and indexing the blocks lexicographically (by $0, 1, \dots, k^{|\mathbf{a}|} - 1$);
2. *Indexing* (line 2): the construction of a lexicographic indexing scheme I containing the elements $0, 1, \dots, k^{|\mathbf{a}|} - 1$ and having the same structure as the array R , then construction of a colouring matrix C , transforming the elements of I into k -ary numbers consisting of $|\mathbf{a}|$ digits;
3. *Colouring* (lines 3-4): colouring R into a symmetric perfect array P using the colouring array C that is adding the N -fold of the j -th element of C to each cell of the j -th block in R (considering the elements of the cell as lexicographically ordered digits of a number).
4. *Report* (line 5): returns the output A .

The output P consists of blocks, blocks consist of cells and cells consists of elements. If $e = P[\mathbf{j}]$ is an element of P , then the lexicographic index of the block containing e is called the **blockindex** of e , the lexicographic index of the cell containing e is called the **cellindex** and the lexicographic index of e in the cell is called **elementindex**. E.g. the element $S_2[7, 6] = 2$ in Table 3 has blockindex 5, cellindex 2 and elementindex 1.

Input parameters are N, d, a, k, \mathbf{k} , a cellular (N, d, a, \mathbf{b}) -perfect array A , the output is a $(kN, d, \mathbf{a}, \mathbf{c})$ -perfect array P , where $\mathbf{c} = (a_1k_1, a_2k_2, \dots, a_dk_d)$.

COLOUR($N, d, \mathbf{a}, k, \mathbf{k}, A$)

- 1 arrange the copies of P into an array R of size $k_1 \times k_2 \times \dots \times k_d$ blocks
- 2 construct a lexicographic indexing scheme I containing the elements of $[0..k^{a^d} - 1]$ and having the same structure as R
- 3 construct an array C transforming the elements of I into k -ary numbers of v digits and multiplying them by N
- 4 produce the output P adding the j -th ($j \in [0..k^{a^d} - 1]$) element of C to each cell of the j -th block in R for each block of R
- 5 **return** P

29.5.2. Pseudocode of the algorithm Growing

Finally, algorithm GROWING generates a prefix S_r of a growing array G . Its input data are r , the number of required doubly perfect prefixes of the growing array G , then n, d and \mathbf{a} . It consists of the following steps:

1. *Initialization* (line 01): construction of a cellular perfect array P using CELLULAR;

2. *Resizing* (lines 02–14): if the result of the initialization is not doubly symmetric, then construction of a symmetric perfect array S_1 using COLOUR, otherwise we take P as S_1 ;
3. *Iteration* (lines 15–17): construction of the further $r - 1$ prefixes of the growing array G repeatedly, using COLOUR.
4. *Report* (line 18): returns the output S_r .

Input parameters of GROWING are n , d , a and r , the output is a doubly symmetric perfect array S_r , which is the r th prefix of an (\mathbf{n}, d, a) -growing array.

```

GROWING( $n, d, a, r, S_r$ )
01 CELLULAR( $n, d, a, N, P$ )
02 calculation of  $N$  using formula (29.2)
03 if  $P$  is symmetric
04    $S_1 = P$ 
05 if  $P$  is not symmetric
06    $n_1 = N^{d/\text{gcd}(d, a^d)}$ 
07    $k = n_1/N$ 
08    $k_1 = (n_1)^{a^d/3}/N^a$ 
09   for  $i = 2$  to  $d$ 
10      $k_i = (n_1)^{a^d/d}/N^{a^i - a^{i-1}}$ 
11     COLOUR( $n_1, d, a, k, \mathbf{k}, P$ )
12  $k = N^{d/\text{gcd}(d, a^d)}$ 
13 for  $i = 1$  to  $d$ 
14    $k_i = (n_2)^{a^d/d}/N^{a^i - a^{i-1}}$ 
15 for  $i = 2$  to  $r$ 
16    $n_i = N^{di/\text{gcd}(d, a^d)}$ 
17   COLOUR( $n_i, d, \mathbf{a}, k, \mathbf{k}, S_{i-1}$ )
18 return  $S_r$ 

```

29.6. Construction of growing arrays using colouring

In this section particular constructions are presented.

29.6.1. Construction of growing sequences

As the first example let $n = 2$, $a = 2$ and $r = 3$. CELLULAR calculates $N = 2$ and MARTIN produces the cellular $(2, 1, 2, 4)$ -perfect sequence $P = 00|11$.

Since P is symmetric, $S_1 = P$. Now GROWING chooses multiplication coefficient $k = n_2/n_1 = 2$, extension vector $\mathbf{k} = (4)$ and uses COLOUR to construct a 4-ary perfect sequence.

COLOUR arranges $k_1 = 4$ copies into a 4 blocks sized array receiving

$$R = 00|11 \parallel 00|11 \parallel 00|11 \parallel 00|11. \quad (29.6)$$

column/row	1	2	3	4	column/row	1	2	3	4
1	0	0	0	1	1	0	1	2	3
2	0	0	1	0	2	4	5	6	7
3	1	0	1	1	3	8	9	10	11
4	0	1	1	1	4	12	13	14	15

Figure 29.1 a) A (2,2,4,4)-square; b) Indexing scheme I of size 4×4

COLOUR receives the indexing scheme $I = (0, 1, 2, 3)$ and the colouring matrix C transforming the elements of I into a digit length k -ary numbers: $C = 00 \parallel 01 \parallel 10 \parallel 11$.

Finally we colour the matrix R using C – that is multiply the elements of C by n_1 and add the j -th ($j = 0, 1, 2, 3$) block of $C_1 = n_1 C$ to both cells of the j -th copy in R :

$$S_2 = 00|11 \parallel 02|13 \parallel 20|31 \parallel 22|33. \tag{29.7}$$

Since $r = 3$, we use COLOUR again with $k = n_3/n_2 = 2$ and get the (8,1,2,64)-perfect sequence S_3 repeating S_2 4 times, using the same indexing array I and colouring array $C' = 2C$.

Another example is $a = 2$, $n = 3$ and $r = 2$. To guarantee the cellular property now we need a new alphabet size $N = 6$. Martin produces a (6,1,2,36)-perfect sequence S_1 , then COLOUR results a (12,1,2,144)-perfect sequence S_2 .

29.6.2. Construction of growing squares

As the first example let $n = a = 2$ and $r = 3$. Then $N(2, 2) = 2$. We construct the even sequence $w_4 = e_1 e_2 e_3 e_4 = 0 0 1 1$ using EVEN and the symmetric perfect array A in Figure 29.4.a using the meshing function (29.5). Since A is symmetric, it can be used as S_1 . Now the greatest common divisor of a and a^d is 2, therefore indeed $n_1 = N^{2/2} = 2$.

GROWING chooses $k = n_1/N = 2$ and COLOUR returns the array R repeating the array A $k^2 \times k^2 = 4 \times 4$ times.

COLOUR uses the indexing scheme I containing k^4 indices in the same 4×4 arrangement as it was used in R . Figure 29.4.b shows I .

Transformation of the elements of I into 4-digit k -ary form results the colouring matrix C represented in Table 29.2.

Colouring of array R using the colouring array $2C$ results the (4,2,2,16)-square S_2 represented in Figure 29.3.

In the next iteration COLOUR constructs an 8-ary square repeating S_2 4×4 times, using the same indexing scheme I and colouring by $4C$. The result is S_3 , a (8, 2, 2, 64)-perfect square.

column/row	1	2	3	4	5	6	7	8
1	0	0	0	0	0	0	0	0
2	0	0	0	1	1	0	1	1
3	0	1	0	1	0	1	0	1
4	0	0	0	1	1	0	1	1
5	1	0	1	0	1	0	1	0
6	0	0	0	1	1	0	1	1
7	1	1	1	1	1	1	1	1
8	0	0	0	1	1	0	1	1

Figure 29.2 Binary colouring matrix C of size 8×8

29.6.3. Construction of growing cubes

If $d = 3$, then the necessary condition (29.4) is $b^3 = (n)^{a^3}$ for double cubes, implying n is a cube number or a is a multiple of 3. Therefore, either $n \geq 8$ and then $b \geq 256$, or $a \geq 3$ and so $b \geq 512$, that is, the smallest possible perfect double cube is the $(8, 3, 2, 256)$ -cube.

As an example, let $n = 2$, $a = 2$ and $r = 2$. CELLULAR computes $N = 2$, MESH constructs the $(2, 2, 2, 4)$ -perfect square in Figure 29.4.a, then SHIFT uses OPTIMAL-MARTIN with $N = 16$ and $a = 1$ to get the shift sizes for the layers of the $(2, 3, 2, \mathbf{b})$ -perfect output P of CELLULAR, where $\mathbf{b} = \langle 4, 4, 16 \rangle$. SHIFT uses P as zeroth layer and the j th ($j \in [1 : 15]$) layer is generated by cyclic shifting of the previous layer downwards by $w_i \pmod{4}$ and right by $w_i \pmod{4}$, where $\mathbf{w} = (0, 15, 14, \dots, 2, 1)$. 16 layers of P are shown in Figure ??.

Let A_3 be a $4 \times 4 \times 16$ sized perfect, rectangular matrix, whose 0th layer is the matrix represented in Figure 29.4, and the $(2, 3, \mathbf{a}, \mathbf{b})$ -perfect array P in Figure ??, where $\mathbf{a} = (2, 2, 2)$ and $\mathbf{b} = (4, 4, 8)$.

GROWING uses COLOUR to retrieve a doubly symmetric cube. $n_1 = 8$, thus $b = 256$, $k = n_1/N = 4$ and $\mathbf{k} = \langle 256/4, 256/4, 256/64 \rangle$, that is we construct the matrix R repeating P $64 \times 64 \times 16$ times.

I has the size $64 \times 64 \times 16$ and $I[i_1, i_2, i_3] = 64^2(i_1 - 1) + 64(i_2 - 1) + i_3 - 1$. COLOUR gets the colouring matrix C by transforming the elements of I into 8-digit 4-ary numbers – and arrange the elements into $2 \times 2 \times 2$ sized cubes in lexicographic order – that is in order $(0,0,0)$, $(0,0,1)$, $(0,1,0)$, $(0,1,1)$, $(1,0,0)$, $(1,0,1)$, $(1,1,0)$, $(1,1,1)$. Finally colouring results a double cube S_1 .

S_1 contains 2^{24} elements therefore it is presented only in electronic form (on the home page of the first author).

If we repeat the colouring again with $k = 2$, then we get a 64-ary $65536 \times 64536 \times 64536$ sized double cube S_2 .

29.6.4. Construction of a four-dimensional double hypercube

In 4 dimensions the smallest b 's satisfying (29.3) are $b = 16$ and $b = 81$. But we do not know algorithm which can construct $(2, 4, 2, 16)$ -perfect or $(3, 4, 2, 81)$ -perfect

column/row	1	2	3	4	5	6	7	8	9	10	11	12	13	14	15	16
1	0	0	0	1	0	0	0	1	0	0	0	1	0	0	0	1
2	0	0	1	0	0	2	1	2	2	0	3	0	2	2	3	2
3	1	0	1	1	1	0	1	1	1	0	1	1	1	0	1	1
4	0	1	1	1	0	3	1	3	2	1	3	1	2	3	3	3
5	0	2	0	3	0	2	0	3	0	2	0	3	0	2	0	3
6	0	0	1	0	0	2	1	2	2	0	3	0	2	2	3	2
7	1	2	1	3	1	2	1	3	1	2	1	3	1	2	1	3
8	0	1	1	1	0	3	1	3	2	1	3	1	2	3	3	3
9	2	0	2	1	2	0	2	1	2	0	2	1	2	0	2	1
10	0	0	1	0	0	2	1	2	2	0	3	0	2	2	3	2
11	3	0	3	1	3	0	3	1	3	0	3	1	3	0	3	1
12	0	1	1	1	0	3	1	3	2	1	3	1	2	3	3	3
13	2	2	2	3	2	2	2	3	2	2	2	3	2	2	2	3
14	0	0	1	0	0	2	1	2	2	0	3	0	2	2	3	2
15	3	2	3	3	3	2	3	3	3	2	3	3	3	2	3	3
16	0	1	1	1	0	3	1	3	2	1	3	1	2	3	3	3

Figure 29.3 A (4,2,2,16)-square generated by colouring

column/row	1	2	3	4
1	0	0	0	1
2	0	0	1	0
3	1	0	1	1
4	0	1	1	1

Figure 29.4 A (2,2,4,4)-square

hypercube. The third chance is the (4, 4, 2, 256)-perfect hypercube. Let $n = 2$ and $a = 2$. CELLULAR calculates $N = 2$, then calls OPTIMAL-MARTIN receiving the cellular (2, 1, 2, 4)-perfect sequence 00|11. Then CELLULAR calls MESH which constructs the cellular (2, 2, 2, 4)-perfect square shown in Figure 29.4.

Now SHIFT calls OPTIMAL-MARTIN with $n = 1$ and $a = 1$ to get the shift sizes for the layers of the (2, 3, 2, \mathbf{b})-perfect output P of CELLULAR, where $\mathbf{b} = \langle 4, 4, 16 \rangle$. SHIFT uses P as zeroth layer and the j th layer is generated by cyclic shifting of the previous layer downwards by w_i (div 4) and right by w_i (mod 4), where $\mathbf{w} = \langle 0\ 15\ 14\ 13\ 12\ 11\ 10\ 9\ 8\ 7\ 6\ 5\ 4\ 3\ 2\ 1 \rangle$. The layers of the (2, 3, 2, 16)-perfect array are shown in Figure 29.5.

Up to this point the construction is the same as in [114], but now $d = 4$, therefore we use SHIFT again to get a (2, 4, 2, 256)-perfect prism, then we fill an empty $256 \times 256 \times 256$ cube with $4 \times 4 \times 16 \times 256$ -sized prisms and finally colouring results

Layer 0	Layer 1	Layer 2	Layer 3	Layer 4	Layer 5	Layer 6	Layer 7
0 0 0 1	0 0 0 1	0 1 0 0	1 1 0 1	1 1 0 1	0 1 0 0	1 1 0 1	0 0 1 0
0 0 1 0	0 0 1 0	0 1 1 1	1 0 1 1	0 1 0 0	1 0 0 0	1 0 1 1	0 1 0 0
1 0 1 1	1 0 1 1	1 1 1 0	1 0 0 0	1 0 0 0	1 1 1 0	1 0 0 0	0 1 1 1
0 1 1 1	0 1 1 1	0 0 1 0	0 0 0 1	1 1 1 0	1 1 0 1	0 0 0 1	1 1 1 0
Layer 8	Layer 9	Layer 10	Layer 11	Layer 12	Layer 13	Layer 14	Layer 15
1 0 1 1	0 0 0 1	1 1 1 0	1 1 0 1	1 0 0 0	0 1 0 0	1 0 0 0	0 0 1 0
0 1 1 1	0 0 1 0	0 0 1 0	1 0 1 1	1 1 1 0	1 0 0 0	0 0 0 1	0 1 0 0
0 0 0 1	1 0 1 1	0 1 0 0	1 0 0 0	1 1 0 1	1 1 1 0	1 1 0 1	0 1 1 1
0 0 1 0	0 1 1 1	0 1 1 1	0 0 0 1	0 1 0 0	1 1 0 1	1 0 1 1	1 1 1 0

Figure 29.5 Sixteen layers of the (2, 3, 2, 16)-perfect output of SHIFT

the required 4-dimensional hypercube.

Exercises

29.6-1 Explain the construction of Figure 29.5.

29.7. The existence theorem of perfect arrays

The main result of this chapter can be formulated as follows.

In the section—using the algorithms CELLULAR, OPTIMAL-MARTIN, EVEN, MESH, SHIFT, COLOUR [114, 127, 133, 135, 149]—we prove the following theorem and illustrate it by the construction of a hypercube.

Theorem 29.1 *If $n \geq 2$, $d \geq 1$, $a \geq 2$, and $b \geq 2$ satisfy (29.3) and*

a) $d \mid a^d$ and $(un)^{a^d/d} \geq n^{a^d} - a^{d-1}$, then there exists a $(un, d, a, (un)^{a^d/d})$ -perfect array;

b) $(vn)^{a^d} \geq n^{a^d - a^{d-1}}$, then there exists a $((vn)^d, d, a, (vn)^{a^d})$ -perfect array,

where u and v are suitable positive integers.

The proof is based on the algorithms CELLULAR, OPTIMAL-MARTIN, EVEN, MESH, SHIFT, COLOUR [114, 127, 133, 135, 149] and on the following two lemmas.

Lemma 29.2 (Cellular lemma, Horváth, Iványi [114, 133]) *If $n \geq 2$, $d \geq 1$ and $a \geq 2$, then algorithm CELLULAR produces a cellular (N, d, a, \mathbf{b}) -perfect array A , where N is determined by formula (29.2), $b_1 = N^a$ and $b_i = N^{a^i - a^{i-1}}$ ($i \in [2..d]$).*

Proof It is known that algorithms EVEN + MESH and OPTIMAL-MARTIN + SHIFT result perfect outputs.

Since MESH is used only for even alphabet size and for 2×2 sized window, the sizes of the constructed array are even numbers and so the output array is cellular.

In the case of SHIFT we exploit that all prime divisors of a divide the new alphabet size N , and $b_i = N^{(a-1)(a^{i-1})}$ and $(a-1)(a^{i-1}) \geq 1$. ■

Lemma 29.3 (Indexing lemma, Horváth, Iványi [114, 133]) *If $n \geq 2$, $d \geq 2$, $k \geq 2$, C is a d dimensional \mathbf{a} -cellular array with $|\mathbf{b}| = k^{|\mathbf{a}|}$ cells and each cell of C contains the corresponding cellindex as an $|\mathbf{a}|$ digit k -ary number, then any two elements of C having the same elementindex and different cellindex are heads of different patterns.*

Proof Let P_1 and P_2 be two such patterns and let us suppose they are identical. Let the head of P_1 in the cell have cellindex g and head of P_2 in the cell have cellindex h (both cells are in array C). Let $g - h = u$.

We show that $u = 0 \pmod{k^{|\mathbf{b}|}}$. For example in Fig. 29.2 let the head of P_1 be $(2, 2)$ and the head of P_2 be $(2, 6)$. Then these heads are in cells with cellindex 0 and 2 so here $u = 2$.

In both cells, let us consider the position containing the values having local value 1 of some number (in our example they are the elements $(3,2)$ and $(3,6)$ of C .) Since these elements are identical, $k|u$. Then let us consider the positions with local values k (in our example they are $(3,1)$ and $(3,5)$.) Since these elements are also identical so $k^2|u$. We continue this way up to the elements having local value $k^{|\mathbf{b}|}$ and get $k^{|\mathbf{b}|}|u$, implying $u = 0$.

This contradicts to the condition that the patterns are in different cells. ■

Lemma 29.4 (Colouring lemma) *If $k \geq 2$, $k_i \in [2..\infty]$ ($i \in [1..d]$), A is a cellular $(n, d, \mathbf{a}, \mathbf{b})$ -perfect array, then algorithm COLOUR($N, d, \mathbf{a}, k, \mathbf{k}, A, S$) produces a cellular $(kN, d, \mathbf{a}, \mathbf{c})$ -perfect array P , where $\mathbf{c} = \langle k_1a_1, k_2a_2, \dots, k_da_d \rangle$.*

Proof The input array A is N -ary, therefore R is also N -ary. The colouring array C contains the elements of $[0..N(k-1)]$, so elements of P are in $[0..kN-1]$.

The number of dimensions of S equals to the number of dimensions of P that is, d .

Since A is cellular and c_i is a multiple of b_i ($i \in [1..d]$), P is cellular.

All that has to be shown is that the patterns in P are different.

Let us consider two elements of P as heads of two windows and their contents – patterns p and q . If these heads have different cellindex, then the considered patterns are different due to the periodicity of R . E.g. in Figure 29.3 $P[11, 9]$ has cellindex 8, the pattern headed by $P[9, 11]$ has cellindex 2, therefore they are different (see parity of the elements).

If two heads have identical cellindex but different blockindex, then the indexing lemma can be applied. ■

Proof of the main theorem. Lemma 29.2 implies that the first call of COLOUR in line 10 of GROWING results a doubly symmetric perfect output S_1 . In every iteration step (in lines 14–16 of GROWING) the zeroth block of S_i is the same as S_{i-1} , since

the zeroth cell of the colouring array is filled up with zeros.

Thus S_1 is transformed into a doubly symmetric perfect output S_r having the required prefixes S_1, S_2, \dots, S_{r-1} . ■

29.8. Superperfect arrays

This section deals with the construction of infinite De Bruijn arrays (superperfect arrays).

Definition 29.5 Let $k \geq 2$, m, n, M, N be positive integers ($m \leq M$, $n \leq N$, $MN = k^{mn}$), $X = \{0, 1, \dots, k-1\}$. A (k, m, n, M, N) -array (or De Bruijn array) is a periodic $M \times N$ array with elements from X , in which all of the different k -ary $m \times n$ arrays appear exactly ones.

Definition 29.6 Let $k \geq 2$, m and M be positive integers, $X = \{0, 1, \dots, k-1\}$. A (k, m, M) -array (or infinite De Bruijn array) is a k -ary infinite $m \times \infty$ array with elements from X whose beginning parts of length k^{mn}/M as periodic arrays are $(k, m, n, M, k^{mn}/M)$ -arrays for $n = 1, 2, \dots$.

The following theorems [126] give construction results.

Theorem 29.7 (Iványi [126]) For any $k \geq 2$, $m \geq 1$ and $n \geq 1$ there are M and N such that (k, m, n, M, N) -array P exists.

Proof See [126]. ■

Theorem 29.8 (Iványi [126]) For any odd $k \geq 3$ and $m \geq 1$ and also for any even $k \geq 2$ and $m \geq 3$ there is an M such that a (k, m, M) -array S exists.

Proof See [126]. ■

Theorem 29.8 does not cover the case when k is even and $m \leq 2$. No $(2, 1, m)$ - and $(2, 2, M)$ -arrays exist [125].

29.9. d -complexity of one-dimensional arrays

In this section a new complexity measure, d -complexity is studied. This measure is intended to express the total quantity of information included in a sequence counting the different d -subsequences (belonging to the given set of sequences) of the investigated sequence. The background of the new complexity measure lies in biology and chemistry. Some natural sequences, as amino-acid sequences in proteins or nucleotide sequences in DNA-molecules have a winding structure [61, 66] and some bends can be cut forming new sequences. The distance parameter d is the bound for the length

of bends.

We use the basic concepts and notations of the theory of algorithms [57], formal languages [240] and graphs [27].

29.9.1. Definitions

Let n and q be positive integers, $\mathcal{A} = \{a_1, a_2, \dots, a_q\}$ be an alphabet, \mathcal{A}^n the set of n -length words, \mathcal{A}^* the set of finite words and \mathcal{A}^+ the set of finite nonempty words over \mathcal{A} . The length of a word w is denoted by $\lambda(w)$.

Let m_1, m_2, \dots, m_q be nonnegative integers. Then the multialphabet $\mathcal{M} = (\mathcal{A}, m_1, m_2, \dots, m_q)$ is the multiset $\{a_1^{m_1}, a_2^{m_2}, \dots, a_q^{m_q}\}$, \mathcal{M}^n the set of words $w \in \mathcal{A}^n$ and containing $a_i \in \mathcal{A}$ at most m_i times ($i = 1, 2, \dots, q$), \mathcal{M}^+ the set of words $w \in \mathcal{M}^n$ containing $a_i \in \mathcal{A}^+$ at most m_i times ($i = 1, 2, \dots, q$). Alphabets can be considered as special multialphabets with infinite multiplicities of the letters.

Nonempty sets of words — e.g. $\mathcal{A}^n, \mathcal{A}^+, \mathcal{M}^n, \mathcal{M}^+$ — are called languages. Set of i -length elements of a language L is denoted by $L(i)$.

Definition 29.9 Let d, r and s be positive integers, u and w words such that $u = u_1 u_2 \dots u_r$ and $w = w_1 w_2 \dots w_s$. If $r \geq 2$, then u is a **d -subword** of w ($u \subset_d w$), if and only if there exists a sequence i_1, i_2, \dots, i_r with $1 \leq i_1, i_r \leq s, 1 \leq i_{j+1} - i_j \leq d$ ($j = 1, \dots, r - 1$) such that $u_j = w_{i_j}$ ($j = 1, 2, \dots, r$). If $r = 1$, then u is a d -subword of w , if and only if there exists a sequence i with $1 \leq i \leq s$ such that $u_1 = w_i$. If for given u, w and d there exist several such sequences (or indices), then the sequence belonging to u, w and d is the lexicographically minimal of them. The differences $i_{j+1} - i_j$ are called jumps. 1-length words contain a jump of size zero.

According to this definition only nonempty words can be d -subwords.

Now we classify the d -subwords of a given word w according to their length, position of their last letter and the length of their longest jump.

Definition 29.10 Let d and n be positive integers, \mathcal{M} a multialphabet, $L \subseteq \mathcal{M}^+$ a multilanguage, $w = (w_1 w_2 \dots w_n) \in \mathcal{M}^n$ a word, $D(w, L, i, d)$ denote the i -length subwords of w belonging to L , $P(L, w, i, d)$ denote the d -subwords of w for which the first appearance ends with w_i , $U(w, L, i, d)$ the set of subwords of w for which the largest jump in its first occurrence in w equals to i (everywhere $0 \leq i \leq n$). The **d -complexity function** $C(w, L, i, d)$ of w is

$$C(w, L, i, d) = |D(w, L, i, d)| \quad (i = 1, 2, \dots, n), \tag{29.8}$$

the **d -characteristic function** $H_d(w, L, i, d)$ of w is

$$H(w, L, i, d) = |P(w, L, i, d)| \quad (i = 1, 2, \dots, n). \tag{29.9}$$

the **d jump function** $J(w, L, i, d)$ of w is

$$J(w, L, i, d) = |U(w, L, i, d)| \quad (i = 0, 1, \dots, n - 1), \tag{29.10}$$

the **total d -complexity** $T(w, L, d)$ of w is

$$T(w, L, d) = \sum_{i=1}^n C(w, L, i, d) = \sum_{i=1}^n H(w, L, i, d) = \sum_{i=0}^{n-1} J(w, L, i, d). \tag{29.11}$$

The special case $d = 1$, $L = \mathcal{A}^+$ of $C(w, L, i, d)$ was introduced by M. Heinz [110] in 1977 and studied later by many authors (see e.g. the papers [4, 74, 249]). The special case $L = \mathcal{A}^+$ of $C(w, L, i, d)$ was introduced in 1984 [118] and studied later e.g. in [126, 155].

Example 29.1 Let $\mathcal{A} = \{A, E, L, T\}$ be an alphabet, $L = \mathcal{A}^+$, $w = (ELTE)$. Classification according to the length of the subwords results $D(w, L, 1, 1) = D(w, L, 1, 2) = D(w, L, 1, 3) = \{E, L, T\}$, $D(w, L, 2, 1) = \{EL, LT, TE\}$, $D(w, L, 2, 2) = \{EL, ET, LT, LE, TE\}$, $D(w, L, 2, 3) = \{EL, ET, EE, LT, LE, TE\}$, $D(w, L, 3, 1) = \{ELT, LTE\}$, $D(w, L, 3, 2) = D(w, L, 3, 3) = \{ELT, ELE, ETE, LTE\}$, $D(w, L, 4, 1) = D(w, L, 4, 2) = D(w, L, 4, 3) = \{ELTE\}$ and so $T(w, L, 1) = 3 + 3 + 2 + 1 = 9$, $T(w, L, 2) = 3 + 5 + 4 + 1 = 13$, $T(w, L, 3) = 3 + 6 + 4 + 1 = 14$.

Classification according to the last letter gives $P(w, L, 1, 2) = \{E\}$, $P(w, L, 2, 2) = \{EL, L\}$, $P(w, L, 3, 2) = \{ELT, ET, LT, T\}$ and $P(w, L, 4, 2) = \{ELTE, ELE, ETE, LE, LTE, TE\}$ and so $T(w, L, 2) = 1 + 2 + 4 + 6 = 13$.

Classification according to the largest jumps results $U(w, \mathcal{A}^+, 3, 3) = \{EE\}$, $U(w, \mathcal{A}^+, 2, 3) = \{ELE, ET, ETE, LE\}$, $U(w, \mathcal{A}^+, 1, 3) = \{E, EL, ELT, ELTE, L, LT, LTE, T, TE\}$ and so $T(w, L, 3) = 1 + 4 + 9 = 14$.

Let $\mathcal{M} = (\mathcal{A}, 1, 1, \dots, 1)$, $N = \mathcal{M}^+$. The multisubwords can contain at most one E and so $T(w, N, 3) = 3 + 5 + 2 + 0 < T(w, L, 3) = 14$. Decreasing of some complexity values is natural since bounded multiplicities exclude some subwords.

Definition 29.11 Let L be a finite language over $\mathcal{A} = \{0, 1, \dots, q-1\}$ and $w \in \mathcal{A}^+$ be a word. w is a d -covering word of L if and only if w contains all elements of L as a d -subword. The length of the shortest d -covering word of L is denoted by $\gamma(L, d)$. Such words are called **minimal**. If $L = \mathcal{A}^n$, then we use $g(q, n, d)$ instead of $\gamma(L, d)$.

The special case $d = 1$ is well-known and widely studied as superstring problem [287].

Definition 29.12 Let d , q and n be positive integers, $\mathcal{A} = \{0, 1, \dots, q-1\}$ be an alphabet and L be a language over \mathcal{A} . The maximum of the d -complexities of the elements of L is denoted by $\mu(L, d)$. Words having complexity $\mu(L, d)$ are called **maximal**. If $L = \mathcal{A}^n$, then we use $f(q, n, d)$ instead of $\mu(L, d)$. Minimal and maximal words are called **extremal**.

Definition 29.13 Let $\mathcal{F}(\mathcal{M}) = \{L_1, L_2, \dots\}$ be a sequence of languages over some alphabet multialphabet \mathcal{M} with the property $L_i \subseteq \mathcal{M}^i$ ($i = 1, 2, \dots$). Such sequences of languages are called **family**.

Definition 29.14 Let d , n and q be positive integers, $\mathcal{A} = \{0, 1, \dots, q-1\}$ an alphabet, $\mathcal{F} = \{L_1, L_2, \dots\}$ a family of languages and $w = (x_1 x_2 \dots)$ be a word over \mathcal{A} . w is a d -superminimal word of the family \mathcal{F} if and only if the word $(x_1 x_2 \dots x_{\gamma(L_k, d)})$ is a d -covering word of L_n for $n = 1, 2, \dots$.

Definition 29.15 Let q be a positive integer, $\mathcal{A} = (0, 1, \dots, q-1)$ be an alphabet, d be a positive integer and $w = (x_1 x_2 \dots)$ be a word over \mathcal{A} . w is d -supermaximal

word of the alphabet \mathcal{A} if and only if the word $x_1x_2 \dots x_n$ is a d -maximal word for $n = 1, 2, \dots$.

Definition 29.16 The words consisting of identical letters are called **homogeneous**, the words consisting of different letters are called **rainbow** and the words consisting of copies of a given rainbow word (the last copy can be only a prefix) are called **cyclical**.

29.9.2. Bounds of complexity measures

In this section we formulate some simple properties of the investigated complexity measures.

Lemmas 29.17, 29.18, 29.19 and 29.20 characterize the monotony properties of the functions C and H .

Lemmas 29.21, 29.22, 29.23 and 29.24 give some bounds of the functions C, H and J .

Lemma 29.17 If d is a positive integer, L is a language and w is a word, then the d -complexity function $C(w, L, i, d)$ is a monotone nondecreasing function of the distance d , that is

$$C(w, L, i, d + 1) \geq C(w, L, i, d) \quad (i = 1, 2, \dots, \lambda(w)) \tag{29.12}$$

and in some cases the equality holds.

Proof $D(w, L, i, d) \subseteq D(w, L, i, d + 1)$ implies the relation. E.g. if $\lambda(w) \geq 3$ and the first, second and last letters of a word w are identical, then $D(w, L, 2, \lambda(w) - 2) = D(w, L, 2, \lambda(w) - 1)$ and generally if $d \geq \lambda(w) - 1$, then in (29.12) equality holds for any i . ■

Lemma 29.18 If d and q are positive integers and $\mathcal{A} = \{0, 1, \dots, q - 1\}$, then $C(w, \mathcal{A}^+, i, d)$ is a trapezoidal function of i , that is there exist a positive integer j ($1 \leq j \leq \lambda(w)$) and a nonnegative integer m such that

$$C(w, \mathcal{A}^+, i, d) < C(w, \mathcal{A}^+, i + 1, d) \quad (i = 1, 2, \dots, j - 1), \tag{29.13}$$

$$C(w, \mathcal{A}^+, j, d) = C(w, \mathcal{A}^+, j + p, d) \quad (p = 0, 1, \dots, m) \tag{29.14}$$

and

$$C(w, \mathcal{A}^+, i, d) > C(w, \mathcal{A}^+, i + 1, d) \quad (i = j + m, j + m + 1, \dots, \lambda(w) - 1). \tag{29.15}$$

Special case $d = 1$ of this assertion was recently proved by de Luca [Lu]. Since only words belonging to L are counted as d -subwords, the function C is not always trapezoidal. E.g. if $\mathcal{A} = \{0, 1, \dots, q - 1\}$ an alphabet, m is a nonnegative integer, $L = \mathcal{A}^1 \cup \mathcal{A}^3 \cup \dots \cup \mathcal{A}^{2m+1}$ and w a covering word of \mathcal{A}^{2m+1} , then the function $C(w, L, i, \infty)$ has k local maxima, since now $C(w, L, i, \infty)$ equals to q^i for $i = 1, 3, \dots, 2m + 1$ and equals zero otherwise.

Lemma 29.19 *If L is a language, then the d -characteristic function $H(w, L, i, d)$ is a nondecreasing function d that is*

$$H(w, L, i, d) \leq H(w, L, i, d + 1) \quad (i = 1, 2, \dots, \lambda(w)) \quad (29.16)$$

and if $L = \mathcal{A}^+$ for some finite alphabet \mathcal{A} , then the d -characteristic function H is an increasing function of i that is

$$H(w, \mathcal{A}^+, i, d) \leq H(w, \mathcal{A}^+, i + 1, d) \quad (i = 1, 2, \dots, \lambda(w) - 1). \quad (29.17)$$

Lemma 29.20 *If d is a positive integer, \mathcal{A} is an alphabet and $L = \mathcal{A}^+$ is a language, then the cumulated values of the functions C and H are increasing functions of i that is*

$$\sum_{j=1}^i C(w, \mathcal{A}^+, j, d) < \sum_{j=1}^{i+1} C(w, \mathcal{A}^+, j, d) \quad (i = 1, 2, \dots, \lambda(w) - 1), \quad (29.18)$$

$$\sum_{j=1}^i H(w, \mathcal{A}^+, j, d) < \sum_{j=1}^{i+1} H(w, \mathcal{A}^+, j, d) \quad (i = 1, 2, \dots, \lambda(w) - 1). \quad (29.19)$$

Proof The corresponding D and P are nonempty sets. ■

E.g. if $L(\lambda(w))$ is empty, then the functions C and H are only nondecreasing ones.

Lemma 29.21 *Let $\mathcal{A} = \{0, 1, \dots, q - 1\}$, $w \in \mathcal{A}^+$ and $L \subseteq \mathcal{A}^+$, then*

$$0 \leq C(w, L, i, d) \leq \min \left(L(i), \binom{n}{i} \right) \quad (i = 1, 2, \dots, n) \quad (29.20)$$

and if $w \in \mathcal{A}^n$, $L = \mathcal{A}^n$ and $d \geq n$, then

$$1 \leq C(w, \mathcal{A}^+, i, d) \leq \min \left(q^i, \binom{n}{i} \right) \quad (i = 1, 2, \dots, n). \quad (29.21)$$

The lower bounds are sharp. The upper bound is sharp if and only if $q \geq n - 1$.

Lemma 29.22 *Let $\mathcal{A} = \{0, 1, \dots, q - 1\}$, $w \in \mathcal{A}^+$ and $L \subseteq \mathcal{A}^+$, then*

$$0 \leq H(w, L, i, d) \leq 2^{i-1} \quad (i = 1, 2, \dots, n) \quad (29.22)$$

and if $w \in \mathcal{A}^n$, $L = \mathcal{A}^n$ and $d \geq n$, then

$$1 \leq H(w, \mathcal{A}^+, i, d) \leq 2^{i-1} \quad (i = 1, 2, \dots, n). \quad (29.23)$$

The lower bounds are sharp. The upper bound is sharp if and only if $q \geq n - 1$.

Lemma 29.23 Let $\mathcal{A} = \{0, 1, \dots, q - 1\}$, $w \in \mathcal{A}^+$ and $L \subseteq \mathcal{A}^+$, then

$$0 \leq C(w, L, i, d) \leq \min(|L(i)|, n - i - 1) \quad (i = 1, 2, \dots, n) \tag{29.24}$$

Lemma 29.24 If q is a positive integer and $\mathcal{A} = \{0, 1, \dots, q - 1\}$, $w \in \mathcal{A}^n$, then

$$1 \leq C(w, \mathcal{A}^+, i, 1) \leq \min(q^i, n - i - 1) \quad (i = 1, 2, \dots, n). \tag{29.25}$$

The lower bound is sharp if and only if w is homogeneous. The upper bound is sharp.

The first proof of Lemma 29.24 is due to Heinz [110]. Shallit [249] has proved that in the case $q = 2$ the upper bound can be achieved. M.-C. Anisiu [4] proposed an algorithm constructing for any positive n an n -length binary word w with the following property: if $2^k + k - 1 \leq n \leq 2^{k+1} + k$, then w either contains all k -length binary words as subword or all of its $(k + 1)$ -length subwords are different.

The jump function characterizes the decreasing of the complexity due to the decreasing of d .

Lemma 29.25 Let q , n and d be positive integers, $\mathcal{A} = \{0, 1, \dots, q - 1\}$, $w \in \mathcal{A}^n$, $L = \mathcal{A}^+$. Then

$$J(w, L, i, \infty) \begin{cases} \leq (n - i)2^{n-i-1} & \text{if } n/2 \leq i \leq n - 1, \\ \leq (n - i)2^{n-i-1} - 1, & \text{if } n/3 \leq i < n/2 \text{ and } n = 2i + 1 \\ \leq (n - i)2^{n-i-1} - 7, & \text{if } n/3 \leq i \leq n/2 \text{ and } n = 2i + 2, \\ \leq (n - i)2^{n-i-1} - 14, & \text{if } n/3 \leq i \leq n/2 \text{ and } n = 2i + 3. \end{cases} \tag{29.26}$$

The bounds are sharp if and only if w is a rainbow word.

Proof If $n/2 \leq i \leq n - 1$, then at most one jump of length i is possible. We have $n - i$ positions to start the jump and can choose or not the remaining $(n - i - 1)$ letters.

If $n = 2i + 1$, then we have either two jumps of length $i(w_1 - w_i, w_i - w_{2i+1})$ or one $(w_j - w_{j+i})$. Due to the second jump we loss a further subword comparing with the previous case.

If $n = 2i + 2$, then we have place also for one or two i -length jumps. The exponential part of the formula counts 2 subwords containing jumps of length i and $i + 1$ and counts twice 5 subwords containing two jumps of length i so we loss 7 subwords.

If $n = 2i + 3$, then also one or two jumps of length at most i are permitted. We loss 2 subwords containing jumps of length i and $i + 2$, 6 subwords containing jumps of length i and $i + 1$ and all together 6 subwords containing two jumps both of length i . ■

29.9.3. Recurrence relations

The following recurrence properties of the complexity functions H and J are useful in the later analysis. In this section always $\mathcal{A} = \{0, 1, \dots, q - 1\}$, $L = \mathcal{A}^n$, $w = w_1 w_2 \dots w_n$ and $d \geq 1$, therefore the parameters w, L and d are omitted.

Lemma 29.26 *If $1 \leq i \leq n$, then*

$$H(i) \geq \delta(i) + \sum_{j=z}^{i-1} H(j). \tag{29.27}$$

where $z = \min(0, i - d, k)$, $k = \max(0, p | w_p = w_i \text{ and } 1 \leq p \leq i - 1)$ and

$$\delta(i) = \begin{cases} 1, & \text{if } \exists j \ (1 \leq j < i) \text{ with } w_j = w_i \\ 0, & \text{if } \nexists j \ (1 \leq j < i) \text{ with } w_j = w_i. \end{cases} \tag{29.28}$$

Corollary 29.27 *If $w = (0 \ 1 \dots)$ is a crossbow word and $i \geq 1$, then*

$$H(i) = \begin{cases} 1 + \sum_{j=1}^{i-1} H(j), & \text{if } i > d, \\ i, & \text{if } 1 \leq i \leq d. \end{cases} \tag{29.29}$$

Corollary 29.28 *If $w = (0 \ 1 \dots \ q - 1)^*$ is an infinite cyclical word and $d \geq q$, then*

$$H(i) = \begin{cases} \sum_{j=1}^{i-1} H(j), & \text{if } q > d, \\ 2^i, & \text{if } 1 \leq i \leq d. \end{cases} \tag{29.30}$$

The next three lemmas contain useful results of the theory of linear recurrence equations. The first one [150] gives the solution of the d -order inhomogeneous recurrence relation, the second one [125] characterizes the roots of the corresponding characteristic equations and the third one [125] sums the values of the solution function.

Lemma 29.29 *If d is a positive integer, then the solution of the inhomogeneous linear recurrence equation*

$$f(n) = \begin{cases} a + \sum_{i=1}^d f(n - d), & \text{if } n > d, \\ b(n), & \text{if } 1 \leq n \leq d \end{cases} \tag{29.31}$$

is

$$f(n) = k_1 n + k_2 + \sum_{i=1}^d c_{i,d} r_{i,d}^n, \tag{29.32}$$

where the constants $k_1, k_2, c_{1,d}, c_{2,d}, \dots, c_{d,d}$ can be computed using the given initial values $b(n)$ and the values $r_{i,d}$ can be estimated using the next lemma.

Lemma 29.30 *If $d \geq 2$, then let $r_{1,d}, r_{2,d}, \dots, r_{d,d}$ be the roots of the d -order algebraic equation*

$$z^d - z^{d-1} - \dots - z - 1 = 0 \tag{29.33}$$

in decreasing order of their absolute values. Then

$$2 - \frac{1}{2^{d-1}} < r_{1,d} < 2 - \frac{1}{2^d} \quad (29.34)$$

and

$$|r_{i,d}| < 1 \quad (i = 2, 3, \dots, d). \quad (29.35)$$

Lemma 29.31 *If*

$$f(n) = k_1 + k_2 n + \sum_{i=1}^d c_{i,d} r_{i,d}^i, \quad (29.36)$$

then

$$\begin{aligned} \sum_{i=1}^n f(i) &= \frac{c_{1,d} r_{1,d}}{r_{1,d} - 1} r_{1,d}^n + k_1 n + \frac{k_2 n(n+1)}{2} + \\ &\sum_{i=1}^d \frac{c_{i,d} r_{i,d}}{1 - r_{i,d}} + \sum_{j=2}^d \frac{c_{j,d} r_{j,d}}{r_{j,d} - 1} r_{j,d}^n = \Theta(r_{1,d}^n) + O(n^2). \end{aligned}$$

29.9.4. Pseudocode of the algorithm Quick-Martin

Algorithm MARTIN generates one-dimensional perfect arrays. Its inputs are the alphabet size n and the window size a . Its output is an n -ary perfect sequence of length n^a . The output begins with a zeros and always continues with the maximal permitted element of the alphabet.

A natural implementation of Martin's algorithm can be found in the chapter *Complexity of words* of this book. The following effective implementation of MARTIN is due to M. Horváth and A. Iványi [114].

29.9.5. Pseudocode of algorithm d -Complexity

At first we present an algorithm d -COMPLEXITY which estimates the d -complexity of words.

Input: q the size of the alphabet;
 d the distance parameter;
 n the length of the investigated word;
 $w[1], w[2], \dots, w[n]$ the letters of the investigated word.

Output: $I[n]$ the d -complexity of the investigated word.

Working variables: $U[0], U[1], \dots, U[q-1]$ position of the last occurrence of letters $0, 1, \dots, q-1$.

z starting index of the summing.

d -COMPLEXITY(q, d, n, \mathbf{w})

```

01 for  $i = 0$  to  $q - 1$ 
02    $U[i] = 0$ 
03  $U[w[1]] = 1$ 
04  $I[0] = 0$ 
05 for  $i = 1$  to  $n$ 
06    $H[i] = 0$ 
07    $z = \max(0, U[w[i]], i + 1 - d)$ 
08   for  $j = z$  to  $i$ 
09      $H[i] = H[i] + H[j]$ 
10     if  $U[w[i]] == 0$ 
11        $H[i] = H[i] + 1$ 
12    $I[i] = I[i - 1] + H[i]$ 
13 return  $I$ 

```

The d -complexity of the investigated word is greater or equal to the output of this algorithm. If all letters of w are different or if w is a 1-subword of the word $(0\ 1\ \dots\ q - 1)^*$ or $d \geq n - 1$, then the output $I[n]$ of the algorithm is the exact complexity of w .

The running time of this algorithm is $O(qn)$.

29.9.6. Pseudocode of algorithm Super

The following algorithm produces a superperfect word [125, 126, 280].

Input: n_{max} the size of the alphabet;

a the length of the window.

Output: an infinite superperfect word $\mathbf{w} = (w_1, w_2, \dots)$.

```

SUPER( $a, n_{max}$ )
1  $n = 1$ 
2  $\mathbf{w} = (0, 1, \dots, n - 1)$ 
3 while  $n \leq n_{max}$ 
4   Continue  $\mathbf{w}$  to get an Eulerian circuit of De Bruijn graph  $B(n, a)$ 
5    $n = n + 1$ 
6 return  $\mathbf{w}$ 

```

In line 4 of SUPER we use algorithm BRUIJN [126].

29.9.7. Pseudocode of algorithm MaxSub

Algorithm MAXSUB generates a word of given length having maximal subwordcomplexity.

Input: n the length of the word to be generated;

q : the size of the alphabet.

Output: m_1, m_2, \dots, m_n : the letters of a maximal word $M(q, n)$.

Working variables: $C[0], C[1], \dots, C[q^n - 1]$ counters of the vertices of De Bruijn graph $B(q, n)$.

```

MAXSUB( $a, n_{max}$ )
01  $k = \lfloor \log_q n \rfloor$ 
02 if  $n \leq q^k + k - 1$ 
03    $k = k - 1$ 
04 OPTIMAL-MARTIN( $q, k$ )
05 if  $n == q^k + k - 1$ 
06   return  $M(q, n)$ 
07 Add 0 to the Martin-word and according to the new word draw a path
   in the De Bruijn graph  $B(q, k + 1)$ .
08 Construct cycles in  $B(q, k + 1)$  using the remaining edges following
   Martin principle.
09 Order these cycles in decreasing order of length. Let  $|C_1| \geq |C_2| \geq \dots \geq |C_m|$ .
10 Transform  $M(q, k)$  at first into a cyclical De Bruijn word, then back into
   a De Bruijn word  $L$  ending at the starting vertex of  $C_1$ .
11 Add  $C_1$  to  $L$  receiving the letters  $m_{q^k+k+2}m_{q^k+k+3} \dots m_{q^k+k+1+|C_1|}$ .
12 if the length of the new word is greater or equal to  $n$ 
13   return
14 for  $i = 2$  to  $m$ 
15   Insert  $C_i$  in the constructed word.
16   if the length of the new word is greater or equal to  $n$ 
17     return  $M(q, n)$ 

```

The running time of MAXSUB is $O(a^{n_{max}})$.

29.9.8. Construction and complexity of extremal words

Due to the finiteness of the corresponding sets d -extremal words of languages exist in all cases. Similar assertion does not hold for maximal and minimal words of families of languages.

Theorem 29.32 and 29.34 contain general bounds of d -complexity, resp. 1-complexity. Theorem 29.35 characterizes the maximal d -complexity for medium distance and implies the surprising corollary that binary alphabet is sufficient to get the same order of maximal subword complexity what can be achieved using an infinite alphabet.

Theorem 29.37 and 29.38 give the maximal complexity for different values of the parameters. Theorem 29.40 contains the condition of the existence of 1-superminimal words. Theorem 29.42 gives the complexity of cyclical words and together with Theorem 29.37 has the corollary that $f(q, n, d)$ and $f(d, n, q)$ have the same order of growth. Theorem 29.42 gives that the n -length words can be covered using only letters needed to cover the words $(0^n) (1)^n \dots (q-1)^n$ and so illustrates the decreasing of the length of minimal d -covering words due to the permitted jumps in the construction.

Theorem 29.32 (Iványi [125]) *If d, n and q are positive integers, $\mathcal{A} = \{0, 1, \dots, q-1\}$ is an alphabet and $w \in \mathcal{A}^n$, then*

$$n \leq T(w, \mathcal{A}^+, d) \leq 2^n - 1. \quad (29.37)$$

The lower bound is tight if and only if w is homogeneous. The upper bound is sharp if and only if w is a rainbow word and $d \geq n - 1$.

Proof Since $w_1 w_2 \dots w_i \in D(w, \mathcal{A}^+, i, d)$ holds for $i = 1, 2, \dots, n$, the lower bound is correct and for $w = 0^n$ the equality holds. The upper bound can be proved using equation 29.21 and inequality $\min(q^i, \binom{n}{i}) \leq \binom{n}{2}$ or directly exploiting that an n -element set has $2^n - 1$ nonempty subsets. If $q \geq n$ and $d \geq n - 1$, then $w = 0 1 \dots n - 1$ belongs to \mathcal{A}^+ and contains $2^n - 1$ different elements of \mathcal{A}^n as a d -subword so the upper bound is also tight. From the other side if $n < k$, then w contains repeated letters and so $C(w, \mathcal{A}^+, 1, d) < n$, and if $d < n - 1$, then the first and last letters of w do not form d -subsequence and so $C(w, \mathcal{A}^+, 2, d) < \binom{n}{2}$. ■

Corollary 29.33 *If d, n and q are positive integers, then*

$$f(1, n, d) = n \tag{29.38}$$

and if $d \geq n - 1$, then

$$f(n, n, d) = f(n, n, n - 1) = 2^n - 1. \tag{29.39}$$

Theorem 29.34 *If q and n are positive integers, $\mathcal{A} = \{0, 1, \dots, q - 1\}$ is an alphabet and $w \in \mathcal{A}^{\lambda(w)}$, then*

$$n \leq T(w, \mathcal{A}^+, 1) \leq \frac{n(n + 1)}{2}. \tag{29.40}$$

The lower bound is sharp if w is homogeneous. The upper bound is sharp if and only if w is a rainbow word.

Proof We have $n + 1$ places for the 2 delimiters determining a 1-subword of w . If $q \geq n$, then all 1-subwords of the word $u = 0 1 \dots \lambda(w) - 1$ are different. From the other side if $q < n$, then w has to contain repeated letters not representing different 1-subwords. ■

Theorem 29.35 *If n and q are positive integers and $1 < q < n - 1$, then*

$$f(q, n, 1) = \frac{n(n + 1)}{2} - nk + \frac{k^2 - k}{2} + \frac{q^{k+1} - q}{q - 1}, \tag{29.41}$$

where k is the unique integer satisfying $q^k + k - 1 \leq n < q^{k+1} + k$ and so $k - 1 < \log_q n < k + 1$.

Proof Summing the inequalities (29.25) for $i = 1, 2, \dots, n$ results

$$T(w, \mathcal{A}^+, 1) \leq \sum_{i=1}^n \min(q^i, n - i + 1). \tag{29.42}$$

In the sum for small values of i the exponential part, for large values of i the second part gives the minimum. Therefore concrete calculations result the formula of the theorem as a bound. Algorithm MAXSB produces a suitable word for any possible pair of $q - n$ achieving this bound. ■

In the binary case Shallit [249] has proved the existence of words with such complexity. Using alphabet containing $q \geq 3$ letters and algorithm SUPER we constructed [125] infinite words $w = w_1w_2\dots$ with $T(w_1w_2\dots w_n) = f(q, n, 1)$.

Corollary 29.36 *If $q \geq 2$, then*

$$f(\infty, n, 1) = \Theta(f(q, n, 1)) = \frac{n(n+1)}{2} + n \lg n + O(qn). \tag{29.43}$$

Theorem 29.37 *If d, q and n are positive integers, $1 < d < n - 1$ and $q \geq n$, then*

$$f(q, n, d) = k_1(q, d)n + k_2(q, d) + \sum_{i=1}^d c_{i,d}r_{i,d}^n. \tag{29.44}$$

If $d \leq 4$, then computation of the constants in Theorem 29.35 requires only technical steps, otherwise there are algebraic difficulties. Z. Kása [155] has found another recurrence relation and gave explicit formulas for $d \geq n/2$. Using the jump function we reprove his result and extend it for some smaller values of d .

Theorem 29.38 (Kása [155]) *If d, q and n are positive integers and $q \geq n - 1$, then*

$$f(q, n, d) = \begin{cases} c_{1,2}r_{1,2}^n + c_{2,2}r_{2,2}^n - n - 3, & \text{if } d = 2 \\ c_{1,3}r_{1,3}^n + c_{2,3}r_{2,3}^n + c_{3,3}r_{3,3}^n - n/2 - 3/2, & \text{if } d = 3 \\ c_{1,4}r_{1,4}^n + c_{2,4}r_{2,4}^n + c_{3,4}r_{3,4}^n + c_{4,4}r_{4,4}^n - n/3 - 1, & \text{if } d = 4, \\ 2^n - (n - 2 - d)2^{n-1-d} - 2 & \text{if } \frac{5}{2} \leq \frac{n}{2} \leq d \leq n - 2, \\ 2^n - (n - 2 - d)2^{n-d-1} - 1, & \text{if } 3 \leq n = 2d + 1, \\ 2^n - (n - 2 - d)2^{n-d-1} + 5, & \text{if } 4 \leq n = 2d + 2, \\ 2^n - (n - 2 - d)2^{n-d-1} + 14, & \text{if } 5 \leq n = 2d + 3. \end{cases}$$

where $c_{1,2} = (3/2 + 0,7\sqrt{5})$, $c_{2,2} = (3/2 - 0,7\sqrt{5})$, $r_{1,2} = (1 + \sqrt{5})/2$, $r_{1,2} = (1 + \sqrt{5})/2$ and so

$$\begin{aligned} f(n - 1, n, 2) &\approx 3,065247.1, 618034^n - 0,065247(-0,618034)^n - n - 3, \\ f(n - 1, n, 3) &\approx 1,614776.1, 839287^n - n/2 - 3/2 + \\ &0,737353^n \cdot [0,061034 \cos(2,176234(n + 1)) - 0,052411 \sin(2,176234(n + 1))]. \end{aligned}$$

Proof The formulas for $d = 2$ and $d = 3$ appeared in [125], the case $d = 4$ is a special case of Theorem 29.35.

If $n/2 \leq d \leq n - 2$, then according to Lemma ?? the sum of the jumping values

n/i	0	1	2	3	4	5	6	7	8	9	$2^n - 1$
1	1										1
2	2	1									3
3	3	3	1								7
4	4	6	4	1							15
5	5	10	12	4	1						31
6	6	15	25	12	4	1					63
7	7	21	51	31	12	4	1				127
8	8	28	97	73	32	12	4	1			255
9	9	36	176	185	79	32	12	4	1		511
10	10	45	??	??	191	90	32	12	4	1	1023

Figure 29.6 Values of jumping function of rainbow words of length 1, 2, ..., 10.

$J(w, L, i, \infty)$ of a rainbow word w for $i = n - 1, n - 2, \dots, d + 1$ results our formula. The last 3 formulas also can be derived using Lemma 29.25. ■

Figure 29.6 shows the values of the jump function for rainbow words. The first and second columns are computed using the formulas $J(1) = n$ and $J(2) = n(n - 1)/2$, the last columns using the formulas for $f(q, n, d)$ and the medium values (printed by bold digits) using the recurrence relation. These data support the conjecture that the jump function is trapezoidal.

Theorem 29.39 *If q is a positive integer, $\mathcal{A} = \{0, 1, \dots, q - 1\}$ is an alphabet, $L_n = \mathcal{A}^n$ for $n = 1, 2, \dots$ and $\mathcal{F} = \{L_1, L_2, \dots\}$, then \mathcal{F} has a 1-superminimal word if and only if $n \neq 2$.*

The next theorem shows that the maximal d -complexity is exponential even over a binary alphabet and $d = 2$.

Theorem 29.40 *Let $q \geq 2$ and $d \geq 2$ be positive integers and $w = w_1 w_2 \dots = 0 \ 1 \ \dots \ q - 1 \ 0 \ 1 \ \dots \ q - 1 \ \dots$ be an infinite cyclical word over the alphabet $\mathcal{A} = \{0, 1, \dots, q - 1\}$ and $p_n = w_1 w_2 \dots$. Then*

$$T(p_n, \mathcal{A}^+, d) = \Theta(r_{1,d}^n) + O(n), \tag{29.45}$$

If $q = 2$, then

$$T(p_n, \mathcal{A}^+, d) = \frac{5 + 2\sqrt{5}}{2} \left(\frac{1 + \sqrt{5}}{2}\right)^n + \frac{5 - 2\sqrt{5}}{2} \left(\frac{1 - \sqrt{5}}{2}\right)^n - 2, \tag{29.46}$$

and so

$$T(p_n, \mathcal{A}^+, 2) = \Theta\left(\left(\frac{1 + \sqrt{5}}{2}\right)^n\right). \tag{29.47}$$

Proof In this case for the d -characteristic function we get a Fibonacci-type recursion $H(w, \mathcal{A}^+, i + 2, d) = H(w, \mathcal{A}^+, i, d) + H(w, \mathcal{A}^+, i + 1, d)$ with initial values $H(w, \mathcal{A}^+, 1, d) = 1$ and $H(w, \mathcal{A}^+, 2, d) = 2$. The sum of the corresponding characteristic values gives the total complexity. ■

Corollary 29.41 *If q, n and d are positive integers, $q \geq 2$ and $d \geq 2$, then*

$$\Theta(f(q, n, d)) = \Theta(f(d, n, q)) = \Theta(r_{1,d}^n). \tag{29.48}$$

Theorem 29.42 *If q, n and d are positive integers, $d \geq q$, $\mathcal{A} = \{0, 1, \dots, q - 1\}$ and $L = \mathcal{A}^n$, then*

$$g(q, n, d) = qn \tag{29.49}$$

and $w = (0 \ 1 \ \dots \ q - 1)^n$ is a minimal q -covering word of L .

Corollary 29.43 *If n and q are positive integers, $\mathcal{A} = \{0, 1, \dots, q - 1\}$, $\mathcal{M} = (\mathcal{A}, n, n, \dots, n)$ and $L = \mathcal{M}^n$, then $\gamma(L, n) = qn$ and $w = (1 \ 2 \ \dots \ q)^n$ is a minimal q -covering word of L .*

Exercises

29.9-1 Construct a superperfect word with maximal window size 4 for the alphabet $\{0, 1, 2\}$.

29.10. Finite two-dimensional arrays with maximal complexity

The section starts with definitions, then bounds and several further properties of the complexity functions are given.

29.10.1. Definitions

Let $q \geq 2$ be a positive integer and $X = \{0, 1, \dots, q - 1\}$ an alphabet. Let $X^{M \times N}$ denote the set of q -ary $M \times N$ arrays ($M, N \geq 1$ positive integers), and $X^{**} = \cup_{M, N \geq 1} X^{M \times N}$ the set of finite q -ary two-dimensional arrays.

Definition 29.44 *Let m and n be positive integers with $1 \leq m \leq M$ and $1 \leq n \leq N$. A q -ary $m \times n$ array $\mathcal{B} = [b_{ij}]_{m \times n}$ is a **subarray** of the q -ary $M \times N$ array $\mathcal{A} = [a_{kl}]_{M \times N}$ if there exist indices r, s such that $r + m - 1 \leq M$, $s + n - 1 \leq N$ and $\mathcal{B} = [a_{uv}]_{r \leq u \leq r+m-1, s \leq v \leq s+n-1}$.*

According to this definition only nonempty arrays can be (m, n) -subarrays.

We remark that we are dealing with *aperiodic* q -ary $M \times N$ arrays (written on a planar surface, with all the subarrays situated completely within the borders of the array). Another point of view is to consider the given array wrapped round on itself (written on a torus), hence a *periodic* array. Existence results for periodic and

aperiodic arrays which contain every rectangular subarray of given sizes precisely once are given by Paterson [201], respectively Mitchell [181].

Notions of complexity similar to those for words can be introduced for arrays.

Let $\mathcal{A} \in X^{M \times N}$ be a q -ary array and m, n positive integers with $1 \leq m \leq M$ and $1 \leq n \leq N$. Let $D_{\mathcal{A}}(m, n)$ denote the set of different $m \times n$ subarrays of \mathcal{A} . The subarray complexity function, or, simply, the *complexity function* $C_{\mathcal{A}} : \{1, 2, \dots, M\} \times \{1, 2, \dots, N\} \rightarrow \mathbb{N}$ of \mathcal{A} is

$$C_{\mathcal{A}}(m, n) = |D_{\mathcal{A}}(m, n)|, \quad m = 1, 2, \dots, M, \quad n = 1, 2, \dots, N, \quad (29.50)$$

and the total complexity function $T_{\mathcal{A}}$ of \mathcal{A} is

$$T_{\mathcal{A}} = \sum_{m=1}^M \sum_{n=1}^N C_{\mathcal{A}}(m, n). \quad (29.51)$$

The one-dimensional complexity and total complexity functions were introduced by M. Heinz [110] in 1977, and studied later by many authors (see e.g. recent papers [4, 6, 30, 7, 44, 74, 62, 249]).

Example 29.2 Let $X = \{0, 1, 2, 3, 4, 5\}$ be an alphabet and

$$\mathcal{A}_1 = \begin{pmatrix} 0 & 0 & 0 \\ 0 & 0 & 0 \end{pmatrix}, \quad \mathcal{A}_2 = \begin{pmatrix} 0 & 1 & 0 \\ 0 & 0 & 2 \end{pmatrix}, \quad \mathcal{A}_3 = \begin{pmatrix} 0 & 1 & 2 \\ 3 & 4 & 5 \end{pmatrix}.$$

Then $T_{\mathcal{A}_1} = 6$, $T_{\mathcal{A}_2} = 15$, and $T_{\mathcal{A}_3} = 18$.

The q -ary $M \times N$ array \mathcal{A} is (q, m, n) -*extremal* if

$$C_{\mathcal{A}}(m, n) = \max_{\mathcal{B} \in X^{M \times N}} C_{\mathcal{B}}(m, n). \quad (29.52)$$

The q -ary $M \times N$ array \mathcal{A} is (q, m, n) -*perfect* if it contains each of the possible $m \times n$ q -ary arrays as a subarray exactly once.

The arrays consisting of identical letters are called *homogeneous arrays*, the arrays consisting of different letters are called *rainbow arrays*.

We mention that a q -ary $M \times N$ rainbow array exists if and only if $q \geq MN$. It is obvious that (q, m, n) -extremal arrays always exist in $X^{M \times N}$ for arbitrary values of M, N , while (q, m, n) -perfect arrays can exist only for M, N satisfying $q^{mn} = (M - m + 1)(N - n + 1)$.

The function $H_{q,M,N} : \{1, 2, \dots, M\} \times \{1, 2, \dots, N\} \rightarrow \mathbb{N}$ given by

$$H_{q,M,N}(m, n) = \min \{q^{mn}, (M - m + 1)(N - n + 1)\} \quad (29.53)$$

is called *maximal complexity function*.

The q -ary $M \times N$ array \mathcal{A} is (q, m, n) -*maximal* if

$$C_{\mathcal{A}}(m, n) = H_{q,M,N}(m, n); \quad (29.54)$$

it is **maximal** if (29.54) holds for all $m = 1, 2, \dots, M, n = 1, 2, \dots, N$.

29.10.2. Bounds of complexity functions

We present the natural bounds of the complexity function for q -ary arrays $\mathcal{A} \in X^{M \times N}$, as well as those of the total complexity function.

Claim 29.45 (Anisiu, Iványi [8]) *For each q -ary $M \times N$ array \mathcal{A} we have*

$$1 \leq C_{\mathcal{A}}(m, n) \leq \min \{q^{mn}, (M - m + 1)(N - n + 1)\}, \quad (29.55)$$

$$m = 1, 2, \dots, M, \quad n = 1, 2, \dots, N.$$

The lower bound is sharp for homogeneous arrays and the upper bound is sharp for rainbow arrays. The total complexity of \mathcal{A} satisfies the inequality

$$MN \leq T_{\mathcal{A}} \leq \sum_{i=1}^M \sum_{j=1}^N H_{q,M,N}(i, j). \quad (29.56)$$

Proof From the definition of the subarray it follows that $C_{\mathcal{A}}(m, n) \geq 1$, $m = 1, 2, \dots, M$, $n = 1, 2, \dots, N$; for a homogeneous array the equality holds.

It is obvious that the complexity $C_{\mathcal{A}}(m, n)$ cannot exceed the total number of subarrays over X , that is q^{mn} ; it also cannot exceed the total number of subarrays of dimension $m \times n$ of the given array (possible not all different), namely $(M - m + 1)(N - n + 1)$. It follows that $1 \leq C_{\mathcal{A}}(m, n) \leq \min \{q^{mn}, (M - m + 1)(N - n + 1)\}$, $m = 1, 2, \dots, M$, $n = 1, 2, \dots, N$. For a rainbow array \mathcal{R} we have $C_{\mathcal{R}}(m, n) = (M - m + 1)(N - n + 1) = \min \{q^{mn}, (M - m + 1)(N - n + 1)\}$.

By summing up the inequalities (29.55) we obtain (29.56). ■

Remark 29.46 *In terms of the maximal complexity functions, inequality (29.55) may be reformulated as*

$$1 \leq C_{\mathcal{A}}(m, n) \leq H_{q,M,N}(m, n), \quad m = 1, 2, \dots, M, \quad n = 1, 2, \dots, N.$$

It follows that every (q, m, n) -perfect array, as well as any rainbow array, is (q, m, n) -maximal.

The values of the complexity and total complexity for homogeneous and rainbow arrays can be easily computed.

Claim 29.47 (Anisiu, Iványi [8]) *If \mathcal{H} is a homogeneous $M \times N$ array and \mathcal{R} is an $M \times N$ rainbow array, then*

$$C_{\mathcal{H}}(m, n) = 1, \quad C_{\mathcal{R}}(m, n) = (M - m + 1)(N - n + 1),$$

$$m = 1, 2, \dots, M, \quad n = 1, 2, \dots, N$$

and

$$T_{\mathcal{H}} = MN, \quad T_{\mathcal{R}} = \frac{M(M + 1)N(N + 1)}{4}. \quad (29.57)$$

Proof The complexity functions $C_{\mathcal{H}}$ and $C_{\mathcal{R}}$ were given in the proof of Proposition 29.45. Easy calculations give the formulas for $T_{\mathcal{H}}$ and $T_{\mathcal{R}}$. ■

The shape of the complexity function for words was proved in [62, 160, 136, 7] to be *trapezoidal*, i. e. it has an ascending part, possibly a horizontal one, and the last part is a descending line. The main feature is that after becoming constant, the complexity function of an arbitrary word cannot increase again. The question for arrays is: for a fixed m_0 , is $C_{\mathcal{A}}(m_0, \cdot)$ still trapezoidal? For $m_0 = 1$, the answer is positive, as a consequence of the mentioned result for words; nevertheless, this is not true for all the values $m_0 = 1, 2, \dots, M$. The array \mathcal{A} in the following example has the property that $C_{\mathcal{A}}(2, \cdot)$ increases again after becoming a constant.

Example 29.3 For the array $\mathcal{A} \in \{0, 1\}^{3 \times 19}$ given by

$$\mathcal{A} = \begin{pmatrix} 1 & 0 & 0 & 0 & 0 & 1 & 0 & 0 & 0 & 0 & 0 & 1 & 0 & 0 & 0 & 0 & 0 & 1 \\ 1 & 1 & 1 & 1 & 1 & 1 & 1 & 1 & 1 & 1 & 1 & 1 & 1 & 1 & 1 & 1 & 1 & 1 \\ 0 & 0 & 0 & 1 & 1 & 1 & 1 & 0 & 1 & 1 & 0 & 0 & 1 & 0 & 1 & 0 & 0 & 0 \end{pmatrix} \quad (29.58)$$

one has $C_{\mathcal{A}}(2, 4) = C_{\mathcal{A}}(2, 5) = 21$, $C_{\mathcal{A}}(2, 6) = C_{\mathcal{A}}(2, 7) = 22$ and $C_{\mathcal{A}}(2, 8) = 21$.

29.10.3. Properties of the maximal complexity function

We shall describe some properties of the function $H_{q,M,N}$ related to the shape of its graph, namely its monotonicity and its maximum.

For $M = 1$ (or $N = 1$) the arrays are in fact finite sequences (words). It was shown in [6, 7, 62] that for a given N we have

$$H_{q,1,N}(1, n) = \begin{cases} q^n, & n \leq k \\ N - n + 1, & k + 1 \leq n \leq N, \end{cases} \quad (29.59)$$

where k is the only natural number for which $q^k + k \leq N < q^{k+1} + k + 1$. The maximum of $H_{q,1,N}$ is equal to $N - k$ and is attained at the unique point $k + 1$ for $q^k + k < N \leq q^{k+1} + k + 1$, and at both k and $k + 1$ for $N = q^k + k$, hence $H_{q,1,N}$ is trapezoidal.

In the remaining part of this section we shall consider proper arrays (with $M, N \geq 2$).

Remark 29.48 *If both sizes of the array are smaller than the cardinal of the alphabet X ($M, N \leq q$), we have*

$$(M - m + 1)(N - n + 1) \leq q^2 \leq q^{mn} \text{ for } mn \neq 1,$$

hence

$$H_{q,M,N}(m, n) = \begin{cases} \min \{q, MN\}, & m = n = 1 \\ (M - m + 1)(N - n + 1), & \text{otherwise} \end{cases} .$$

The maximum will be given by

$$H_{\max} = \max \{ \min \{ q, MN \}, N(M - 1), M(N - 1) \}$$

and will be attained at one of the points $(1, 1)$, $(1, 2)$ or $(2, 1)$. If $q < MN$, we have $H_{\max} = \max \{ q, N(M - 1), M(N - 1) \}$; if $q \geq MN$, $H_{\max} = MN = h(1, 1)$.

In what follows we shall consider $\max\{M, N\} > q$.

Claim 29.49 Anisiu, Iványi [8] *Let $m_0 \in \{1, \dots, M\}$ be fixed; the function $H_{q,M,N}(m_0, \cdot)$ is trapezoidal, the horizontal part containing at most two points; the last part is a descending line and the maximum of $H_{q,M,N}(m_0, \cdot)$ is attained at the first point d_{m_0} situated on the descending line, or on $d_{m_0} - 1$.*

Proof The values of $H_{q,M,N}(m_0, n)$, $n \in \{1, \dots, N\}$ are given by the minimum of the values of an increasing exponential and of a descending line. At the beginning, if $(M - m_0 + 1)N > q^{m_0}$, $H_{q,M,N}(m_0, \cdot)$ will be situated on the exponential, and surely it will end on the descending line. Therefore $H_{q,M,N}(m_0, \cdot)$ will have a trapezoidal shape, with a horizontal part with at most two points.

There will be a point $d_{m_0} \leq N$ which is the least value of n for which $H_{q,M,N}(m_0, n)$ is on the descending line, i.e. if $d_{m_0} > 1$

$$\begin{aligned} (M - m_0 + 1)(N - d_{m_0} + 1) &\leq q^{m_0 d_{m_0}} \\ (M - m_0 + 1)(N - d_{m_0} + 2) &\geq q^{m_0(d_{m_0} - 1)}. \end{aligned}$$

The maximal value of $H_{q,M,N}(m_0, \cdot)$ will be given by

$$\mu_{m_0} = \max \left\{ q^{m_0(d_{m_0} - 1)}, (M - m_0 + 1)(N - d_{m_0} + 1) \right\}.$$

The maximum of $H_{q,M,N}$ over $\{1, \dots, M\} \times \{1, \dots, N\}$ will be then $H_{\max} = \max\{\mu_m : m \in \{1, \dots, M\}\}$. ■

Remark 29.50 *The maximum of $H_{q,M,N}$ can be attained at a unique point (for example $H_{2,4,5}(2, 2) = 12$) or at several points ($H_{2,4,2}(1, 2) = H_{2,4,2}(2, 1) = H_{2,4,2}(3, 1) = 4$).*

29.10.4. On the existence of maximal arrays

In [7] it was proved, using the results in [42, 58, 172, 249] that there exist finite words with maximal complexity, of any given length; it follows that there are $M \times 1$ and $1 \times N$ maximal arrays for all positive integers M and N . More than that, in [6] the number of the words with maximal complexity is presented. Nevertheless, if both M and N are ≥ 2 , the situation differs, as the following proposition shows.

Claim 29.51 (Anisiu, Iványi [8]) *There are sizes $M, N \geq 2$ for which there are no arrays with maximal complexity.*

Proof For $M = N = 4$ calculations show that the total complexity $T_{\mathcal{A}}$ of any 4×4 array is ≤ 69 , while $\sum_{i=1}^4 \sum_{j=1}^4 H_{2,4,4}(i, j) = 70$. It follows that for each 4×4 array \mathcal{A} there exists at least one pair (m, n) for which $C_{\mathcal{A}}(m, n) < H_{2,4,4}(m, n)$. ■

Open question Find the pairs M, N for which there exist maximal arrays in X^{**} .

The result in Proposition 29.51 prevents us from obtaining a q -ary array with maximal complexity for any M and $N \geq 2$. A further question is: given M, N and $m \leq M, n \leq N$, is there an $M \times N$ array $\mathcal{A}_{m,n}$ which is (q, m, n) -maximal?

A partial answer is given in [181]: in the binary case, if $(M - m + 1)(N - n + 1) = 2^{mn}$, there exists a $M \times N$ array which is $(2, m, n)$ -maximal (in fact it is $(2, m, n)$ -perfect).

Exercises

29.10-1 Design arrays with maximal complexity for different parameters.

Chapter Notes

Cyclic sequences in which every possible sequence of a fixed length occurs exactly once have been studied for more than a hundred years. The first proof of the existence of $(2, 1, a, 2^a)$ -perfect sequences was published by Flye-Sainte [76] in 1894. The problem was extended to arrays by Fan, Fan, Ma, and Siu in 1985 [72].

One dimensional perfect arrays are often called De Bruijn or Good sequences, since the papers of De Bruijn [42] and Good [94] make these sequences popular. Two dimensional perfect arrays were called perfect maps by Reed and Stewart in 1962 [230] and by Paterson in 1996 [202], or De Bruijn tori by Hurlbert and Isaak and Mitchell in 1993 and later [119, 120, 121].

A good and recent review on the one-dimensional results is given in Chapter *Complexity of words* of this volume.

The even De Bruijn sequences were introduced by A. Iványi and Z. Tóth in 1988 [135, 149]. They proposed an algorithm constructing even sequences for arbitrary alphabet size. Later Hurlbert and Isaak [120] provided an universal algorithm which constructs an infinite sequence whose prefixes are even for the corresponding alphabet size.

The concept of *growing sequences* was introduced by G. Hurlbert and G. Isaak [120].

The necessary conditions (29.3) and (29.4) were formulated at first in papers of Cock in 1988 [56], and in 1994 of Hurlbert and Isaak [120].

The first growing cubes were constructed by Horváth and Iványi [114], while the first hypercube by Iványi and Madarász [133].

The most general existence theorem of double symmetric perfect arrays can be found in [133].

d -complexity was introduced in [125] and extended by Zoltán Kása in [155, 157, 156]

Interesting properties of De Bruijn graphs are reviewed by James Bond and Antal Iványi in [32].

Carla Savage [246] analysed De Bruijn sequences as special Gray codes.

30. Score Sets and Kings

The idea of comparison-based ranking has been discussed earlier in the chapter *Comparison based ranking*, where score sequence was introduced as a way of ranking vertices in a tournament. Oriented graphs are generalizations of tournaments. In fact, just like one can think of a tournament as expressing the results of a round-robin competition without ties (with vertices representing players and arrows pointing to the defeated players), one can think of an oriented graph as a round-robin competition with ties allowed (ties are represented by not drawing the corresponding arcs). Figure 30.1 shows the results of a round-robin competition involving 4 players a , b , c

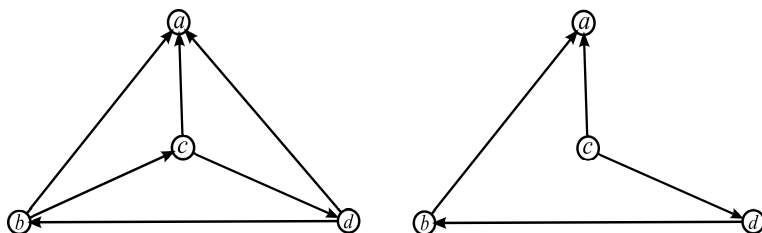


Figure 30.1 A round-robin competition involving 4 players.

and d , with (a) ties not allowed and (b) ties allowed. In the first instance there is always a winner and a loser whenever two players square off, while in the latter case player a ties with player d and player b ties with player c .

In 2009 Antal Iványi studied directed graphs, in which every pair of different vertices is connected with at least a and at most b arcs. He named them (a, b, n) -tournaments or simply (a, b) -tournament.

If $a = b = k$, then the (a, b) -tournaments are called k -tournaments. In this chapter we deal first of all with 1-tournaments and $(0, 1)$ -tournaments. $(0, 1)$ -tournaments are in some sense equivalent with $(2, 2)$ -tournaments. We use the simple notations 1-tournament T_n^1 , 2-tournament T_n^2 , ..., k -tournament T_n^k , It is worth mentioning that T_n^1 is a classical tournament, while oriented graphs are $(0, 1)$ -tournaments. If we allow loops then every directed graph is some (a, b, n) -tournament (see the Chapter ?? (*Comparison Based Ranking*) of this book).

We discuss two concepts related with (a, b) -tournaments, namely score sets and kings. A *score set* is just the set of different scores (out-degrees) of vertices, while a

king is a dominant vertex. We shall study both concepts for 1-tournaments first and then extend these to the more general setting of oriented graphs.

Although we present algorithms for finding score sets and kings in 1-tournaments and $(0, 1)$ -tournaments, much of the focus is on constructing tournaments with special properties such as having a prescribed score set or a fixed number of kings. Since players in a tournament are represented by vertices, we shall use the words player and vertex interchangeably throughout this chapter without affecting the meaning.

We adopt the standard notation $T(V, A)$ to denote a tournament with vertex set V and arc set A . We denote the number of vertices by n , and the out-degree matrix by \mathcal{M} , and the in-degree matrix by N . Furthermore, we use the term n -tournament and the notation T_n^k to represent a tournament with n vertices and exactly k arcs between the elements of any pair of different vertices. In a similar way R_n^k and N_n denote a regular, resp. a null graph. When there is no ambiguity we omit one or even both indices shall refer to the corresponding tournaments as T , R , and N .

In Section 30.1 the score sets of 1-tournaments are discussed, while Section 30.2 deals with the score sets of oriented graphs. In Section 30.3 the conditions of the unique reconstruction of the score sets are considered at first for k -tournaments, then in more details for 1-tournaments and 2-tournaments. In Section 30.4 and Section 30.5 results connected with different kings of tournaments are presented.

Some long and accessible proofs are omitted. In these cases the Reader can find the coordinates of the proof in *Chapter notes* and *Bibliography*.

30.1. Score sets in 1-tournaments

In a round-robin competition with no ties allowed, what are the sets of nonnegative integers that can arise as scores of players? Note that here we are not interested in the scores of individual players (the score sequence), rather we are looking for the sets of nonnegative integers with each integer being the score of at least one player in the tournament. This question motivates the study of *score sets* of tournaments.

The set of different scores of vertices of a tournament is called the *score set* of the tournament. In other words, the score set is actually the score sequence of a tournament with repetitions removed. For example the tournament given in Figure 30.2 has score sequence $[0, 2, 2, 2]$, whereas the score set of this tournament is $\{0, 2\}$. Figure 30.3 shows the out-degree matrix of the tournament represented on Figure 30.2.

30.1.1. Determining the score set

Determining the score set of a tournament $T(V, A)$ is quite easy. The following algorithm SET1 takes the data of a tournament $T(V, A)$ as input and returns the score set \mathcal{S} of T .

The procedures of this chapter are written according to the third edition of the textbook *Introduction to Algorithms* published by T. H. Cormen, C. E. Leiserson, R. L. Rivest and C. Stein in 2009.

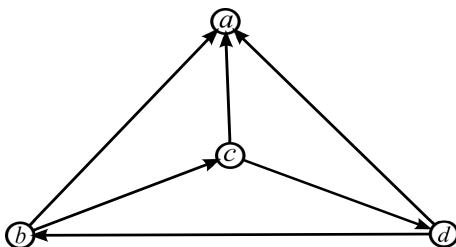


Figure 30.2 A tournament with score set $\{0, 2\}$.

vertex/vertex	<i>a</i>	<i>b</i>	<i>c</i>	<i>d</i>	Score
<i>a</i>	—	0	0	0	0
<i>b</i>	1	—	1	0	2
<i>c</i>	1	0	—	1	2
<i>d</i>	1	1	0	—	2

Figure 30.3 Out-degree matrix of the tournament represented in Figure 30.2.

SET1(n, V, A)

```

1   $\mathcal{S} = \emptyset$ 
2  for all vertex  $u \in V$ 
3       $s = 0$ 
4      for all vertex  $v \in V$ 
5          if  $(u, v) \in A$                                 // is  $(u, v)$  an arc of  $T$ ?
6               $s = s + 1$ 
7          if  $s \notin \mathcal{S}$                                     // is the found score new?
8               $\mathcal{S} = \mathcal{S} \cup \{s\}$ 
9  return  $\mathcal{S}$ 

```

Since the scores of the vertices depend on $n(n - 1)$ out-degrees, any algorithm determining the score set requires $\Omega(n^2)$ time. Due to the embedded loops in lines 02–08 the running time of SET1 is $\Omega(n^2)$ even in the best case. The precise order of the running time depends among others on the implementation of the **if** instruction in line 07. E.g., if line 07 is implemented by the comparison of the actual score with the elements of \mathcal{S} , then the running time is $\Theta(n^3)$ for a score sequence containing different elements and is $\Theta(n^2)$ for a regular tournament.

Out-degree matrix $\mathcal{M}_{n \times n} = [m_{ij}]_{n \times n}$ is a useful tool in the implementation of graph algorithms. The input of the following algorithm QUICK-SET1 is n and \mathcal{M} , and the output is the score sequence \mathbf{s} as a nonincreasingly ordered sequence and the score set \mathcal{S} as an increasingly ordered sequence. QUICK-SET1 calls the well-known sorting procedure INSERTION-SORT.

QUICK-SET1(n, \mathcal{M})

```

1   $\mathcal{S} = \emptyset$ 
2  for  $i = 1$  to  $n$ 
3       $s_i = 0$ 
4      for  $j = 1$  to  $n$ 
5           $s_i = s_i + m_{ij}$  // score sequence is computed
6   $S_1 = s_1$ 
7  INSERTION-SORT( $\mathbf{s}$ ) if  $s \notin \mathcal{S}$  // sorting of the score vector
8  for  $i = 2$  to  $n$ 
9      if  $s_i \neq s_{i-1}$ 
10          $S_k = s_i$ 
11          $k = k + 1$ 
12 return  $\mathbf{s}, \mathcal{S}$ 
```

Since the embedded loops in lines 02–05 need $\Theta(n^2)$ time, and the remaining part of the code requires less, the running time of QUICK-SET1 is $\Theta(n^2)$ in all cases.

30.1.2. Tournaments with prescribed score set

Constructing a tournament with a prescribed score set is more difficult than determining the score set. Quite surprisingly, if sufficiently many players participate in a tournament then any finite set of nonnegative integers can arise as a score set. This was conjectured by K. B. Reid in 1978 and turned out to be a relatively challenging problem.

Reid proved the result when $|\mathcal{S}| = 1, 2$ or 3 , or if \mathcal{S} contains consecutive terms of an arithmetic or geometric progression. That is, Reid showed that any set of one, two or three nonnegative integers is a score set of some tournament and additionally, any set of the form $\{s, s+d, s+2d, \dots, s+pd\}$ for $s > 0, d > 1$ or $\{s, sd, sd^2, \dots, sd^p\}$ for $s \geq 0, d > 0$, is a score set of some tournament. Hager settled the cases $|\mathcal{S}| = 4$ and $|\mathcal{S}| = 5$ in 1986 and finally in 1987, T. Yao gave an existence proof of the general Reid's conjecture based on arithmetic analysis.

Theorem 30.1 (Yao, 1988) *Every finite nonempty set \mathcal{S} of nonnegative integers is the score set of some tournament.*

Let us try to formulate Reid's conjecture purely as a statement about numbers. Let $\mathcal{S} = \{s_1, \dots, s_p\}$ be an increasing sequence of nonnegative integers. The conjecture means that there exist positive integers x_1, \dots, x_p such that

$$\mathbf{S} = (s_1^{x_1}, \dots, s_2^{x_2}, \dots, s_p^{x_p})$$

is the score sequence of some 1-tournament with $\sum_{i=1}^p x_i = n$ vertices. By Landau's theorem, $\mathbf{a} = (a_1, \dots, a_n)$, with $a_1 \leq \dots \leq a_n$, is the score sequence of some 1-tournament T_n if and only if $\sum_{i=1}^k a_i \geq \binom{k}{2}$, for $k = 1, \dots, n-1$ and $\sum_{i=1}^n a_i = \binom{n}{2}$.

Thus it can be readily seen that Reid's conjecture is equivalent to the following statement.

For every nonempty set of nonnegative integers $S = \{s_1, \dots, s_p\}$, where $s_1 < \dots < s_p$, there exist positive integers x_1, \dots, x_p , such that

$$\sum_{i=1}^k s_i x_i \geq \binom{\sum_{i=1}^k x_i}{2}, \quad \text{for } k = 1, \dots, p-1, \quad (30.1)$$

$$\sum_{i=1}^p s_i x_i = \binom{\sum_{i=1}^p x_i}{2}. \quad (30.2)$$

It is this equivalent formulation of Reid's conjecture that led to Yao's proof. The proof is not combinatorial in nature, but uses first of all some results of number theory. Commenting on Yao's proof Qiao Li wrote in 2006 in the *Annals of New York Academy of Sciences*:

Yao's proof is the first proof of the conjecture, but I do not think it is the last one. I hope a shorter and simpler new proof will be coming in the near future.

However, the prophecized constructive proof has not been discovered yet. This is in sharp contrast with Landau's theorem on score sequences, for which several proofs have emerged over the years. Recently, S. Pirzada and T. A. Naikoo gave a constructive combinatorial proof of a new special case of Reid's theorem. Their proof gives an algorithm for constructing a tournament with the prescribed score set, provided the score increments are increasing.

Theorem 30.2 (Pirzada and Naikoo, 2008) *If a_1, a_2, \dots, a_p are nonnegative integers with $a_1 < a_2 < \dots < a_p$, then there exists a 1-tournament T with score set*

$$S = \left\{ s_1 = a_1, s_2 = \sum_{i=1}^2 a_i, \dots, s_p = \sum_{i=1}^p a_i \right\}. \quad (30.3)$$

Since any set of nonnegative integers can be written in the form of 30.3, the above theorem is applicable to all sets of nonnegative integers $S = \{s_1, s_2, \dots, s_p\}$ with increasing increments (i.e., $s_1 < s_2 - s_1 < s_3 - s_2 < \dots < s_p - s_{p-1}$.) The importance of Pirzada-Naikoo proof of Theorem 30.2 is augmented by the fact that Yao's original proof is not constructive and is not accessible to a broad audience¹.

The following recursive algorithm is based on Pirzada and Naikoo's proof of Theorem 30.2. The algorithm takes the set of increments $I_p = \{a_1 < a_2 < \dots < a_p\}$ of the score set S as input and returns a tournament T whose score set is S . Let $X_t = \{a_1 < a_2 < \dots < a_t\}$ for $1 \leq t \leq p$. Let R_n denote the regular tournament on n vertices and let $T^{(1)} \oplus T^{(2)}$ denote the vertex and arc disjoint union of tournaments

¹Yao's proof originally appeared in Chinese in the journal *Kexue Tongbao*. Later in 1989, the proof was published in English in the *Chinese Science Bulletin*. Unfortunately neither are accessible through the world wide web, although the English version is available to subscribers of the *Chinese Science Bulletin*. In Hungary this journal is accessible in the Library of Technical and Economical University of Budapest.

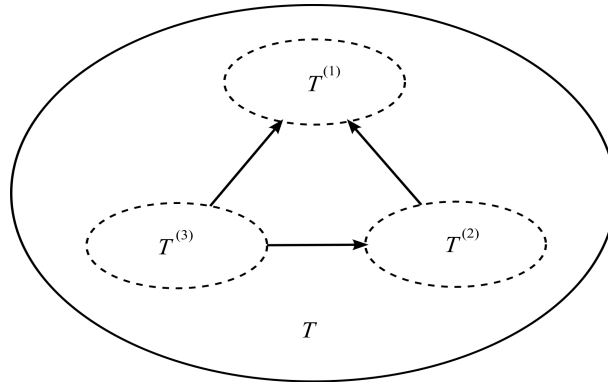


Figure 30.4 Construction of tournament T with odd number of distinct scores.

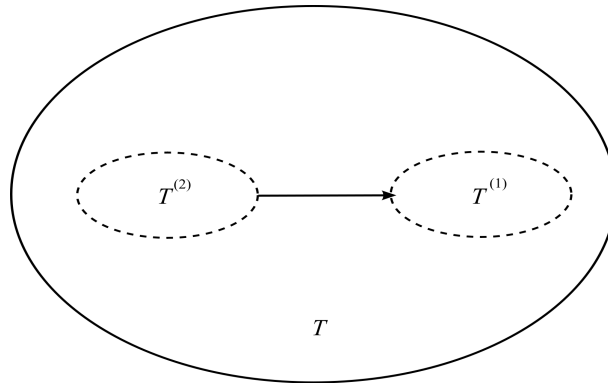


Figure 30.5 Construction of tournament T with even number of distinct scores.

$T^{(1)}$ and $T^{(2)}$.

SCORE-RECONSTRUCTION1(p, I_p)

```

1  if    $p$  is odd
2     print ODD( $p, I_p$ )
3  else print EVEN( $p, I_p$ )

```

This algorithm calls one of the two following recursive procedures ODD and EVEN according to the parity of p . The input of both algorithm is some prefix X_t of the sequence of the increments a_1, a_2, \dots, a_t , and the output is a tournament having the score set corresponding to the given increments.

ODD(t, X_t)

```

1  if    $t == 1$ 
2      return  $R_{2a_1+1}$ 
3  else  $T_t^{(3)} = R_{2(a_t - a_{t-1} + a_{t-2} - a_{t-3} + \dots + a_3 - a_2 + a_1) + 1}$ 
4       $T_t^{(2)} = R_{2(a_{t-1} - a_{t-2} + a_{t-3} - a_{t-2} + \dots + a_4 - a_3 + a_2 - a_1 - 1) + 1}$ 
5       $t = t - 2$ 
6       $T_t^{(1)} = \text{ODD}(t, X_t)$ 
7       $T_t = T_t^{(3)} \oplus T_t^{(2)} \oplus T_t^{(1)}$ 
8       $T_t = T +$  arcs such that
9           $T_t^{(2)}$  dominates  $T_t^{(1)}$ 
10          $T_t^{(3)}$  dominates  $T_t^{(1)}$ 
11          $T_t^{(3)}$  dominates  $T_t^{(2)}$ 
12 return  $T_t$ 

```

We can remark that the tournament constructed by the first execution of line 03 of ODD contains the vertices whose score is a_p , while the tournament constructed in line 04 contains the vertices whose score is a_{p-1} in the tournament appearing as output. The vertices having smaller scores appear during the later execution of lines 03 and 04 with exception of the vertices having score a_1 since those vertices will be added to the output in line 02.

EVEN(t, X_t)

```

1   $T_t^{(2)} = R_{2(a_t - a_{t-1} + a_{t-2} - a_{t-3} + \dots + a_4 - a_3 + a_2 - a_1 - 1) + 1}$ 
2   $t = t - 1$ 
3   $T_t^{(1)} = \text{ODD}(t, X_t)$ 
4   $T_t = T_t^{(2)} \oplus T_t^{(1)}$ 
5   $T_t = T +$  arcs such that  $T_t^{(2)}$  dominates  $T_t^{(1)}$ 
6 return  $T_t$ 

```

Since the algorithm is complicated, let's consider an example.

Example 30.1 Let $p = 5$ and $I_5 = \{0, 1, 2, 3, 4\}$. Since p is odd, SCORE-RECONSTRUCTION1 calls ODD in line 02 with parameters 5 and I_5 .

The first step of ODD is the construction of $T_5^{(3)} = T_{2(4-3+2-1+0)+1} = T_5$ in line 03. Denoting the vertices of this regular 5-tournament by v_1, v_2, v_3, v_4, v_5 and using the result of Exercise 30.1-1 we get the out-degree matrix shown in Figure 30.6.

The second step of ODD is the construction of $T_5^{(2)} = T_{2(3-2+1-0-1)+1} = T_3$. Let v_6, v_7 and v_8 be the vertices of this tournament.

The third step of ODD is the recursive call with parameters $p = 3$ and $X_3 = \{2, 1, 0\}$.

The fourth action of ODD is the construction of $T_3^{(3)} = T_{2(2-1+0)+1} = T_3$. Let v_9, v_{10} and v_{11} be the vertices of this tournament. The fifth step is the construction of $T_3^{(2)} = T_{2(2-1+0-1)+1} = T_1$. Let v_{12} be the only vertex of this graph. The sixth action is the call of ODD with parameters $t = 1$ and $X_1 = \{0\}$. Now the number of increments equals to 1,

vertex/vertex	v_1	v_2	v_3	v_4	v_5	Score
v_1	—	1	1	0	0	2
v_2	0	—	1	1	0	2
v_3	0	0	—	1	1	2
v_4	1	0	0	—	1	2
v_5	1	1	0	—	0	2

Figure 30.6 Out-degree matrix of the tournament $T_5^{(3)}$.

vertex/vertex	v_9	v_{10}	v_{11}	v_{12}	v_{13}	Score
v_9	—	1	0	1	1	3
v_{10}	0	—	1	1	1	3
v_{11}	1	0	—	1	1	3
v_{12}	0	0	0	—	1	1
v_{13}	0	0	0	0	—	0

Figure 30.7 Out-degree matrix of the tournament $T_5^{(3)}$.

v/v	v_1	v_2	v_3	v_4	v_5	v_6	v_7	v_8	v_9	v_{10}	v_{11}	v_{12}	v_{13}	Score
v_1	—	0	0	0	0	0	0	0	0	0	0	0	0	0
v_2	1	—	0	0	0	0	0	0	0	0	0	0	0	1
v_3	1	1	—	1	0	0	0	0	0	0	0	0	0	3
v_4	1	1	0	—	1	0	0	0	0	0	0	0	0	3
v_5	1	1	1	0	—	0	0	0	0	0	0	0	0	3
v_6	1	1	1	1	1	—	1	0	0	0	0	0	0	6
v_7	1	1	1	1	1	0	—	1	0	0	0	0	0	6
v_8	1	1	1	1	1	1	0	—	0	0	0	0	0	6
v_9	1	1	1	1	1	1	1	1	—	1	0	1	1	10
v_{10}	1	1	1	1	1	1	1	1	0	—	1	1	0	10
v_{11}	1	1	1	1	1	1	1	1	0	0	—	1	1	10
v_{12}	1	1	1	1	1	1	1	1	1	0	0	—	1	10
v_{13}	1	1	1	1	1	1	1	1	1	1	0	0	—	10

Figure 30.8 Out-degree matrix of the tournament T_5 .

therefore the algorithm constructs $T_1^{(1)} = T_1$ in line 02.

The seventh step is the construction of T in line 07, then the eighth step is adding new arcs (according to lines 08–11) to the actual T constructed in line 07 and consisting from 3 regular tournaments having altogether 5 vertices ($v_{13}, v_{12}, v_{11}, v_{10}, v_9$). The result is shown in Figure 30.7.

Ninth step of ODD is joining the tournaments T_5 and T_3 to T and the final step is adding of the domination arcs. The out-degree matrix of the output T_5 of ODD is shown in Figure 30.8.

Correctness of the algorithm Let $I = \{a_1, a_2, \dots, a_p\}$ be a set of p nonnegative integers with $a_1 < a_2 < \dots < a_p$. SCORE-RECONSTRUCTION1 performs two types of recursions: first if p is odd and the second if p is even. Assume p to be odd. For $p = 1$, the set I contains one nonnegative integer a_1 and the algorithm returns the regular tournament T_{2a_1+1} as output. Note that each vertex of T_{2a_1+1} has score $\binom{2a_1+1-1}{2} = a_1$, so that score set of T_{2a_1+1} is $S = \{s_1 = a_1\}$. This shows that the algorithm is correct for $p = 1$.

If $p = 3$, then the set of increments I consists of three nonnegative integers $\{a_1, a_2, a_3\}$ with $a_1 < a_2 < a_3$. Now $a_3 > a_2$, therefore $a_3 - a_2 > 0$, so that $a_3 - a_2 + a_1 > 0$ as $a_1 \geq 0$. Let $T^{(3)}$ be a regular tournament having $2(a_3 - a_2 + a_1) + 1$ vertices. Then each vertex of $T^{(3)}$ has score $\binom{2(a_3 - a_2 + a_1) + 1 - 1}{2} = a_3 - a_2 + a_1$.

Again, since $a_2 > a_1$, therefore $a_2 - a_1 > 0$, so that $a_2 - a_1 - 1 \geq 0$. Let $T^{(2)}$ be a regular tournament having $2(a_2 - a_1 - 1) + 1$ vertices. Then each vertex of $T^{(2)}$ has score $\binom{2(a_2 - a_1 - 1) + 1 - 1}{2} = a_2 - a_1 - 1$. Also since $a_1 \geq 0$, let $T^{(1)}$ be a regular tournament having $2a_1 + 1$ vertices. Then each vertex of T_1 has score $\binom{2a_1 + 1 - 1}{2} = a_1$.

If $p = 3$, SCORE-RECONSTRUCTION1 outputs a tournament T whose vertex set is the disjoint union of vertex sets of $T^{(1)}$, $T^{(2)}$ and $T^{(3)}$ and whose arc set contains all the arcs of $T^{(1)}$, $T^{(2)}$ and $T^{(3)}$ such that every vertex of $T^{(2)}$ dominates each vertex of $T^{(1)}$, and every vertex of $T^{(3)}$ dominates each vertex of $T^{(1)}$ and $T^{(2)}$. Thus T has $2a_1 + 1 + 2(a_2 - a_1 - 1) + 1 + 2(a_3 - a_2 + a_1) + 1 = 2(a_1 + a_3) + 1$ vertices with score set

$$S = \{a_1, a_2 - a_1 - 1 + 2a_1 + 1, a_3 - a_2 + a_1 + 2(a_2 - a_1 - 1) + 1 + 2a_1 + 1\}$$

$$= \left\{ a_1, \sum_{i=1}^2 a_i, \sum_{i=1}^3 a_i \right\}.$$

This shows that the algorithm is correct for $p = 3$ too. When the set I of increments consists of an odd number of nonnegative integers, the algorithm recursively builds the required tournament by using the procedure ODD. To see this, assume that the algorithm works for all odd numbers upto p . That is, if a_1, a_2, \dots, a_p are p nonnegative integers with $a_1 < a_2 < \dots < a_p$, then the algorithm outputs a tournament having $2(a_1 + a_3 + \dots + a_p) + 1$ vertices with score set $\{a_1, \sum_{i=1}^2 a_i, \dots, \sum_{i=1}^p a_i\}$. Let us call this tournament $T^{(1)}$.

We now show how the algorithm constructs a tournament with $p+2$ vertices with score set $\{a_1, \sum_{i=1}^2 a_i, \dots, \sum_{i=1}^{p+2} a_i\}$, where a_1, a_2, \dots, a_{p+2} are $p+2$ nonnegative integers with $a_1 < a_2 < \dots < a_{p+2}$.

Since $a_2 > a_1, a_4 > a_3, \dots, a_{p-1} > a_{p-2}, a_{p+1} > a_p$. therefore $a_2 - a_1 > 0, a_4 - a_3 > 0, \dots, a_{p-1} - a_{p-2} > 0, a_{p+1} - a_p > 0$, so that $a_{p+1} - a_p + a_{p-1} - a_{p-2} + \dots + a_4 - a_3 + a_2 - a_1 > 0$, that is, $a_{p+1} - a_p + a_{p-1} - a_{p-2} + \dots + a_4 - a_3 + a_2 - a_1 - 1 \geq 0$.

The procedure ODD constructs $T^{(2)}$ as a regular tournament having $2(a_{p+1} - a_p + a_{p-1} - a_{p-2} + \dots + a_4 - a_3 + a_2 - a_1 - 1) + 1$ vertices. Each vertex of $T^{(2)}$ has

score

$$\frac{2(a_{p+1} - a_p + a_{p-1} - a_{p-2} + \dots + a_4 - a_3 + a_2 - a_1 - 1) + 1 - 1}{2}$$

$$= a_{p+1} - a_p + a_{p-1} - a_{p-2} + \dots + a_4 - a_3 + a_2 - a_1 - 1.$$

Again, $a_3 > a_2, \dots, a_p > a_{p-1}, a_{p+2} > a_{p+1}$, therefore $a_3 - a_2 > 0, \dots, a_p - a_{p-1} > 0, a_{p+2} - a_{p+1} > 0$, so that $a_{p+2} - a_{p+1} + a_p - a_{p-1} + \dots + a_3 - a_2 + a_1 > 0$ as $a_1 \geq 0$.

The procedure ODD constructs $T^{(3)}$ as a regular tournament having $2(a_{p+2} - a_{p+1} + a_p - a_{p-1} + \dots + a_3 - a_2 + a_1) + 1$ vertices. Each vertex of $T^{(3)}$ has score

$$\frac{2(a_{p+2} - a_{p+1} + a_p - a_{p-1} + \dots + a_3 - a_2 + a_1) + 1 - 1}{2}$$

$$= a_{p+2} - a_{p+1} + a_p - a_{p-1} + \dots + a_3 - a_2 + a_1.$$

Now SCORE-RECONSTRUCTION1 sets $T = T^{(1)} \oplus T^{(2)} \oplus T^{(3)}$ and adds additional arcs in such a way that every vertex of $T^{(2)}$ dominates each vertex of $T^{(1)}$, and every vertex of $T^{(3)}$ dominates each vertex of $T^{(1)}$ and $T^{(2)}$. Therefore T is a tournament having

$$2(a_1 + a_3 + \dots + a_p) + 1 + 2(a_{p+1}a_p + a_{p+1}a_{p-1} + \dots + a_4a_3 + a_2a_1) + 1$$

$$+ 2(a_{p+2}a_{p+1} + a_p a_{p-1} + \dots + a_3a_2 + a_1) + 1$$

$$= 2(a_1 + a_3 + \dots + a_{p+2}) + 1$$

vertices with score set

$$S = \left\{ a_1, \sum_{i=1}^2 a_i, \dots, \sum_{i=1}^p a_i, \sum_{i=1}^{p+1} a_i, \sum_{i=1}^{p+2} a_i \right\}.$$

Hence by induction, the algorithm is correct for all odd p .

To prove the correctness for even case, note that if p is odd, then $p+1$ is even. Let a_1, a_2, \dots, a_{p+1} be $p+1$ nonnegative integers with $a_1 < a_2 < \dots < a_{p+1}$. Therefore $a_1 < a_2 < \dots < a_p$, where p is odd. The procedure EVEN uses the procedure ODD to generate a tournament $T^{(1)}$ having $2(a_1 + a_3 + \dots + a_p) + 1$ vertices with score

$$\text{set } S = \{a_1, \sum_{i=1}^2 a_i, \dots, \sum_{i=1}^p a_i\}.$$

Also, since $a_2 > a_1, a_4 > a_3, \dots, a_{p-1} > a_{p-2}, a_{p+1} > a_p$, the procedure EVEN generates a regular tournament $T^{(2)}$ having $2(a_{p+1} - a_p + a_{p-1} - a_{p-2} + \dots + a_4 - a_3 + a_2 - a_1 - 1) + 1$ vertices such that the score for each vertex is $a_{p+1} - a_p + a_{p-1} - a_{p-2} + \dots + a_4 - a_3 + a_2 - a_1 - 1$.

Finally the algorithm generates the tournament $T^{(1)} \oplus T^{(2)}$ and adds additional arcs so that every vertex of $T^{(2)}$ dominates each vertex of $T^{(1)}$. The resulting tournament T consists of

$$2(a_1 + a_3 + \dots + a_{p-2} + a_p) + 1$$

$$+ 2(a_{p+1} - a_p + a_{p-1} - a_{p-2} + \dots + a_4 - a_3 + a_2 - a_1 - 1) + 1$$

$$= 2(a_2 + a_4 + \dots + a_{p+1})$$

vertices and has score set

$$\begin{aligned}
 S &= \left\{ a_1, \sum_{i=1}^2 a_i, \dots, \sum_{i=1}^p a_i, \right. \\
 &\quad \left. a_{p+1} - a_p + a_{p-1} - a_{p-2} + \dots + a_4 - a_3 + a_2 - a_1 - 1 \right. \\
 &\quad \left. + 2(a_1 + a_3 + \dots + a_{p-2} + a_p) + 1 \right\} \\
 &= \left\{ a_1, \sum_{i=1}^2 a_i, \dots, \sum_{i=1}^{p+1} a_i \right\}.
 \end{aligned}$$

This shows that the algorithm is correct for even p as well.

Computational complexity The running time of SCORE-RECONSTRUCTION1 depends on the size of the score set $|S|$ as well as the largest increment $a_p = s_p - s_{p-1}$. The details are left as a problem for the Reader (see Exercise 30.1-1).

Exercises

30.1-1 The out-degree matrix \mathcal{M} of a tournament is defined as a $0-1$ matrix with (i, j) entry equal to 1 if player v_i defeats player v_j and 0 otherwise (see (30.13)). A tournament is completely determined by its out-degree matrix. Write an $O(n^2)$ algorithm to generate the out-degree matrix of a regular tournament on n vertices, where n is any odd positive integer. *Hint.* Circularly place $\binom{n-1}{2}$ ones in each row.

30.1-2 Use Exercise 30.1-1 and the discussion in this section to determine the worst-case running time of SCORE-RECONSTRUCTION1.

30.1-3 Obtain the out-degree matrix of a tournament with score set $\{1, 3, 6\}$. How many vertices does this tournament have? Draw this tournament and give its outdegree-matrix.

30.1-4 Use the tournament obtained in Exercise 30.1-3 to generate the out-degree matrix of a 1-tournament with score set $\{1, 3, 6, 10\}$. Write the score sequence of your tournament.

30.2. Score sets in oriented graphs

Oriented graphs are generalizations of tournaments. Formally, an **oriented graph** $D(V, A)$ with vertex set V and arc set A is a digraph with no symmetric pairs of directed arcs and without loops. In other words oriented graph is a directed graph in which every pair of different vertices is connected with at most one arc, or oriented graphs are $(0, 1)$ -tournaments.

Figure 30.9 shows an oriented graph with score sequence $[1, 3, 3, 5]$ and the corresponding score set $\{1, 3, 5\}$.

Thus tournaments are complete oriented graphs, in the sense that any pair of vertices in a tournament is joined exactly by one arc. Several concepts defined for

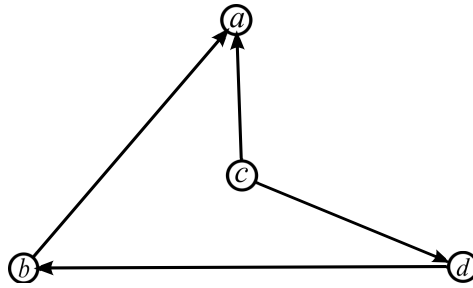


Figure 30.9 An oriented graph with score sequence $[1, 3, 3, 5]$ and score set $\{1, 3, 5\}$.

tournaments can be extended in a meaningful way to oriented graphs. For example score of a player (vertex) in a tournament is defined as its out-degree, as a player either wins (and earns one point) or loses (earning no points) a two-way clash. In 1991, Peter Avery introduced the score structure for oriented graphs based on the intuition that in a round-robin competition with ties allowed, a player may earn two, one or no points in case the player wins, loses or makes a tie respectively.

More precisely, the score of a vertex v_i in a k -tournament D with n vertices is defined as

$$a(v_i) = a_i = n - 1 + d_{v_i}^+ - d_{v_i}^- ,$$

where $d_{v_i}^+$ and $d_{v_i}^-$ are the out-degree and in-degree, respectively, of v_i . The score sequence of an oriented graph is formed by listing the vertex scores in non-decreasing order. If we denote the number of non-arcs in D containing the vertex v_i as $d_{v_i}^*$, then

$$a_i = 2d_{v_i}^+ + d_{v_i}^* .$$

With this score structure, an oriented graph can be interpreted as the result of a round-robin competition in which ties (draws) are allowed, that is, the players play each other once, with an arc from player u to v if and only if u defeats v . A player receives two points for each win, and one point for each tie.

It is worth to remark that this is a sophisticated score structure comparing with the simple and natural structure of 2-tournaments.

Avery gave a complete characterization of score sequences of oriented graphs similar to Landau’s theorem.

Theorem 30.3 (Avery, 1991) *A nondecreasing sequence $A = [a_1, \dots, a_n]$ of non-negative integers is the score sequence of an oriented graph if and only if*

$$\sum_{i=1}^k a_i \geq k(k - 1) \tag{30.4}$$

for $1 \leq k \leq n$ with equality when $k = n$.

Proof This theorem is a special case of the theorem proved by Moon in 1963 or the theorem proved by Kemnitz and Duff in 1997 (see the theorem and its proof in

Chapter 25, that is chapter *Comparison Based Ranking*). ■

Just as in the case of 1-tournaments, the **score set of an oriented graph** is defined as the set of scores of its vertices. It is worth noting that a $(0, 1)$ -tournament has different score sets under Avery's and Landau's score structures. In fact, the score of a vertex v under Avery's score structure is twice the score of v under Landau's score structure. This is obviously due to Avery's assumption that a win contributes 2 points to the score.

The score set of an oriented graph can be determined by adapting QUICK-SET2 as follows:

QUICK-SET2(n, \mathcal{M})

```

1  S = ∅
2  for i = 1 to n
3      si = 0
4      for j = 1 to n
5          si = si + 2mij
6          if mij==0 and mji==0
7              si = si + 1                                // score sequence is computed
8  S1 = s1
9  k = 2
10 for i = 2 to n
11     if si ≠ si-1                                       // is the found score new?
12         Sk = si
13         k = k + 1
14 return s, S

```

The running time of QUICK-SET2 is $\Theta(n^2)$ since the nested loop in lines 02–07 requires $\Theta(n^2)$ the remaining lines require $\Theta(n)$ time.

30.2.1. Oriented graphs with prescribed scoresets

In Section ?? we discussed score sets of tournaments and noted that every non-empty set of nonnegative integers is the score set of some tournament. In this section we study the corresponding question for oriented graphs, i.e., which sets of nonnegative integers can arise as score sets of oriented graphs. Pirzada and Naikoo investigated this question and gave two sufficient conditions for a set of nonnegative integers to be the score set of some oriented graph.

Theorem 30.4 (Pirzada, Naikoo, 2008) *Let a, d, n nonnegative integers, and $S = \{a, ad, ad^2, \dots, ad^n\}$, with $d > 2$ or $d = 2$ and $n > 1$. Then there exists an oriented graph with score set A except for $a = 1, d = 2, n > 0$ and for $a = 1, d = 3, n > 0$.*

Theorem 30.5 (Pirzada, Naikoo, 2008) *If n is a positive integer and a_1, a_2, \dots, a_n are nonnegative integers with $a_1 < a_2 < \dots < a_n$, then there exists an oriented graph*

with $a_n + 1$ vertices and with score set $S = \{a'_1, a'_2, \dots, a'_n\}$, where

$$a'_i = \begin{cases} a_{i-1} + a_i + 1 & \text{for } i > 1, \\ a_i & \text{for } i = 1. \end{cases} \quad (30.5)$$

Thus any set of positive integers whose elements form a geometric progression is the score set of some oriented graph with few exceptions and any set of nonnegative integers whose elements are of the form (30.5) is also a score set. It follows that every singleton set of nonnegative integers is the score set of some oriented graph. On the other hand, for any positive integer n , the sets $\{1, 2, 2^2, \dots, 2^n\}$ and $\{1, 3, 3^2, \dots, 3^n\}$ cannot be the score sets of an oriented graph. Therefore, unlike in the case of tournaments, not all sets of nonnegative integers are score sets of oriented graphs. So far no complete characterization of score sets of oriented graphs is known.

The proof of Theorem 30.4 depends on the following auxiliary assertion.

Lemma 30.6 (Naikoo, Pirzada, 2008) *The number of vertices in an oriented graph with at least two distinct scores does not exceed its largest score.*

Proof This assertion is the special case $k = 2$ of Lemma ?? due to Iványi and Phong. ■

Here we omit formal proofs of Theorems 30.4 and 30.5 since they can be found on the internet and since we will implicitly prove these theorems when we check the correctness of GEOMETRIC-CONSTRUCTION and ADDING-CONSTRUCTION, respectively.

We first present a recursive algorithm that takes positive integers a , d , and n , satisfying the condition of Theorem ??, as input and generates a 2-tournament $D(V, A)$ with score set $\{a, ad, ad^2, \dots, ad^n\}$. Let N_p denote the null digraph on p vertices, i.e., the digraph with n vertices and no arcs.

GEOMETRIC-CONSTRUCTION(a, d, n)

```

1  if    $a = 0$  or  $n = 0$ 
2       $D = N_{a+1}$ 
3      return  $D$ 
4  else
5       $D^{(1)} = \text{GEOMETRIC-CONSTRUCTION}(a, d, n - 1)$ 
6       $U = \text{vertex set of } D^{(1)}$ 
7       $D = D^{(1)} \oplus N_{ad^n - 2|U| + 1}$ 
8      Add arcs to  $D$  such that
9       $N_{ad^n - 2|U| + 1}$  dominates  $D^{(1)}$ 
10     return  $D$ 

```

GEOMETRIC-CONSTRUCTION(a, d, n)

```

1  if  $n = 0$ 
2     $D = N_{a+1}$ 
3  return  $D$ 
4  if  $n = 1$ 
4  if  $n \geq 2$ 
5     $n = n - 1$ 
6     $D^{(1)} = \text{GEOMETRIC}(a, d, n)$ 
6     $U = \text{vertex set } D^{(1)}$ 
7     $D = D^{(1)} \oplus N$ 

```

Example 30.2 Let $a = 2$, $d = 2$ and $n = 2$. Then the prescribed score set is $\{2, 4, 8\}$. The first step is the call of GEOMETRIC with parameters $(2, 2, 2)$.

Algorithm description If $n = 0$, then the algorithm returns the null digraph N_{a+1} . Note that N_{a+1} is well-defined as $a + 1 > 0$. Each vertex of N_{a+1} has score $a + 1 - 1 + 0 - 0 = a$. Therefore the score set of N_{a+1} is $S = \{a\}$. Thus the algorithm is correct for $n = 0$.

Now we prove the correctness of GEOMETRIC by induction. That is, we show that if the algorithm is valid for $n = 0, 1, \dots, p$ for some integer $p \geq 1$ then it is also valid for $n = p + 1$. Let a and d be positive integers with $a > 0$ and $d > 1$ such that for $a = 1, d \neq 2, 3$. By the induction hypothesis the algorithm can construct an oriented graph $D^{(1)}$ with score set $\{a, ad, \dots, ad^p\}$ and a, ad, \dots, ad^p are the distinct scores of the vertices of $D^{(1)}$. Let U be the vertex set of $D^{(1)}$.

There are three possibilities:

- $a = 1$ and $d > 3$,
- $a > 1$ and $d = 2$ or
- $a > 1$ and $d > 2$.

Obviously, for $d > 1$ in all the above cases we have $ad^{p+1} \geq 2ad^p$. Also the score set of $D^{(1)}$, namely $\{a, ad, \dots, ad^p\}$, has at least two distinct scores for $p \geq 1$. Therefore, by Lemma 30.6 we have $|U| \leq ad^p$. Hence $ad^{p+1} \geq 2|U|$ so that $ad^{p+1} - 2|U| + 1 > 0$.

Let $N_{ad^{p+1}-2|U|+1}$ be the null digraph with vertex set X . The algorithm now generates the vertex and arc disjoint union $D = D^{(1)} \oplus N_{ad^{p+1}-2|U|+1}$ and adds an arc

directed from each vertex in $N_{ad^{p+1}-2|U|+1}$ to every vertex of $D^{(1)}$. The output $D(V, A)$ of GEOMETRIC-SEQ-CONSTRUCTION, therefore, has $|V| = |U| + ad^{p+1} - 2|U| + 1 = ad^{p+1} - |U| + 1$ vertices. Moreover, $a + |X| - |X| = a$, $ad + |X| - |X| = ad$, $ad^2 + |X| - |X| = ad^2, \dots, ad^p + |X| - |X| = ad^p$ are the distinct scores of the vertices in U , while $a_x = |U| - 1 + |V| - 0 = ad^{p+1} - |V| + 1 - 1 + |V| = ad^{p+1}$ for all vertices $x \in X$.

Therefore the score set of D is $S = \{a, ad, ad^2, \dots, ad^p, ad^{p+1}\}$ which shows that the algorithm works for $n = p + 1$. Hence the algorithm is valid for all a, d and n

satisfying the hypothesis of Theorem ??.

The recursive procedure GEOMETRIC runs n times and during its i^{th} run the procedure adds $O(ad^{n+1-i})$ arcs to the oriented graph D . The overall complexity of the algorithm is therefore $O(nad^n)$.

As noted in Theorem ??, there exists no 1-tournament when either $a = 1$, $d = 2$, $n > 0$ or $a = 1$, $d = 3$, $n > 0$. It is quite interesting to investigate these exceptional cases as it provides more insight into the problem.

Let us assume that $\mathbf{S} = \{1, 2, 2^2, \dots, 2^n\}$ is a score set of some oriented graph D for $n > 0$. Then there exist positive integers, say $x_1, x_2, x_3, \dots, x_{n+1}$ such that

$$S_1 = [1^{x_1}, 2^{x_2}, \dots, (2^2)^{x_3}, \dots, (2^n)^{x_{n+1}}]$$

is the score sequence of D . Therefore, by relations (30.4) of score sequences of 1-tournaments, we have

$$x_1 + 2x_2 + 2^2x_3 + \dots + 2^n x_{n+1} = \left(\sum_{i=1}^{n+1} x_i \right) \left(\sum_{i=1}^{n+1} x_i - 1 \right),$$

which implies that x_1 is even. However, x_1 is a positive integer, therefore $x_1 \geq 2$. Let the scores be $a_1 = 1$, $a_2 = 1$ and $a_3 \geq 1$. By inequalities (30.4) $a_1 + a_2 + a_3 \geq 3(3 - 1) = 6$, or in other words, $a_3 \geq 4$. This implies that $x_2 = 0$, a contradiction.

The proof of the other exceptional case ($\mathbf{S} = \{1, 3, 3^2, \dots, 3^n\}$) is left as an exercise (Exercise 30.2-1).

The next algorithm takes the set $I = \{a_1 < a_2 < \dots < a_n\}$ consisting of n nonnegative integers as input and recursively constructs a 2-tournament $D(V, A)$ the score set $S = \{a'_1, a'_2, \dots, a'_n\}$ where a'_i are of the form 30.5.

ADDING-CONSTRUCTION(n, I_n)

```

1  if  $n = 0$ 
2      $D = N_{a_1+1}$ 
3     return  $D$ 
4   $n = n - 1$ 
5   $D^{(1)} = \text{ADDING-CONSTRUCTION}(n, I_n)$ 
6   $D = D^{(1)} \oplus N_{a_{n+1}-a_n}$ 
7     Add arcs to  $D$  such that
8      $N_n$  dominates  $D^{(1)}$ 
9  return  $D$ 

```

ADDING-CONSTRUCTION(n, I_n)

```

1 if  $n = 0$ 
2    $D = N_{a_1+1}$ 
3 else
4    $D^{(1)} = \text{ADDING-CONSTRUCTION}(n - 1, I_n - \{a_n\})$ 
5    $D = D^{(1)} \oplus N_{a_n - a_{n-1}}$ 
7   Add arcs to  $D$  such that
8    $N_{a_n - a_{n-1}}$  dominates  $D^{(1)}$ 
9 return  $D$ 

```

Algorithm description If $n = 1$, the algorithm returns the null digraph N_{a_1+1} . Each vertex of N_{a_1+1} has the score $a_1 + 1 - 1 + 0 - 0 = a_1 = a'_1$. Therefore the score set of N_{a_1+1} is $S = \{a'_1\}$ as required.

We prove the correctness of GENERAL-CONSTRUCTION in general by induction on n . Assume that the algorithm is valid for $n = 1, 2, \dots, p$, for some integer $p \geq 2$. We show that the algorithm is also valid for $n = p + 1$. Let a_1, a_2, \dots, a_{p+1} be nonnegative integers with $a_1 < a_2 < \dots < a_{p+1}$. Since $a_1 < a_2 < \dots < a_p$, by the induction hypothesis, the algorithm returns an oriented graph $D^{(1)}$ on $a_p + 1$ vertices with score set $\{a'_1, a'_2, \dots, a'_p\}$, where a'_i is given by equations (30.5). That is, score set of $D^{(1)}$ is $\{a_1, a_1 + a_2 + 1, a_2 + a_3 + 1, \dots, a_{p-1} + a_p + 1\}$. So $a_1, a_1 + a_2 + 1, a_2 + a_3 + 1, \dots, a_{p-1} + a_p + 1$ are the distinct scores of the vertices of D . Let X be the vertex set of $D^{(1)}$ so that $|X| = a_p + 1$. Since $a_{p+1} > a_p$, $a_{p+1} - a_p > 0$, the algorithm constructs a new oriented graph $D = D^{(1)} \oplus N_{p+1}$ with vertex set $V = X \cup Y$, where Y is the vertex set of N_{p+1} and $|Y| = a_{p+1} - a_p$. Arcs are added to D such that there is an arc directed from each vertex in Y to every vertex in X . Thus D has $|V| = |X| + |Y| = a_p + 1 + a_{p+1} - a_p = a_{p+1} + 1$ vertices. The distinct score of vertices in X are $a_1 + |Y| - |Y| = a_1 = a'_1, a_1 + a_2 + 1 + |Y| - |Y| = a_1 + a_2 + 1 = a'_2, a_2 + a_3 + 1 + |Y| - |Y| = a_2 + a_3 + 1 = a'_3, \dots, a_{p-1} + a_p + 1 + |Y| - |Y| = a_{p-1} + a_p + 1 = a'_p$, while $a_y = |X| - 1 + |V| - 0 = a_{p+1} + 1 - 1 + a_p + 1 = a_p + a_{p+1} + 1 = a'_{p+1}$ for all $y \in Y$.

Therefore the score set of D is $S = \{a'_1, a'_2, \dots, a'_p, a'_{p+1}\}$ which proves the validity of algorithm for $n = p + 1$. Hence by induction, GENERAL-CONSTRUCTION is valid for all n .

The analysis of computational complexity of GENERAL-CONSTRUCTION is left as an exercise (Exercise 30.2-2).

Exercises

30.2-1 Prove that there exists no oriented graph with score set $\{1, 3, 3^2, \dots, 3^n\}$ for any $n > 0$.

30.2-2 ADDING-CONSTRUCTION is a recursive algorithm. Analyse its running time and compare its performance with the performance of GEOMETRIC-CONSTRUCTION.

30.2-3 Implement ADDING-CONSTRUCTION in a suitable programming language

and use it to construct an oriented graph with score set $\{2, 4, 8\}$. Write the score sequence of your oriented graph.

30.2-4 Implement ADDING-CONSTRUCTION in a suitable programming language and use it to construct an oriented graph with score set $\{1, 4, 6, 9\}$. Write the score sequence of your oriented graph.

30.2-5 Give a proof of Lemma 30.6.

30.2-6 For any nonnegative integer n , what is the score set of the regular tournament T_{2n+1} when considered as an oriented graph.

30.2-7 Determine the score set of the oriented graph $D = T_3 \oplus T_5$, where T_5 dominates T_3 , i.e., there is an arc directed from every vertex of T_5 to every vertex of T_3 .

30.2-8 Write an $O(n)$ algorithm to determine the score set of directed cycles (i.e., cycles with directed edges). How can we make this algorithm work for directed wheels (note that a *wheel* is a cycle with an additional vertex joined to all the vertices on the cycle).

30.3. Unicity of score sets

k-tournaments (multitournaments) are directed graphs in which each pair of vertices is connected with exactly k arcs.

Reid formulated the following conjecture in [231].

Conjecture 30.7 *Any set of nonnegative integers is the score set of some 1-tournament T .*

Using Landau's theorem this conjecture can be formulated in the following arithmetic form too.

Conjecture 30.8 *If $0 \leq r_1 < r_2 < \dots < r_m$, then there exist such positive integers x_1, x_2, \dots, x_m , that*

$$\sum_{i=1}^j x_i r_i \geq \frac{(\sum_{i=1}^j x_i)(\sum_{i=1}^j x_i - 1)}{2}, \quad j \in [1 : m]$$

and

$$\sum_{i=1}^m x_i r_i = \frac{(\sum_{i=1}^m x_i)(\sum_{i=1}^m x_i - 1)}{2}.$$

In this case we say that the sequence $\mathbf{s} = \langle s_1, \dots, s_n \rangle = \langle r_1^{x_1}, \dots, r_m^{x_m} \rangle$ realizes the sequence $\mathbf{r} = \langle r_1, \dots, r_m \rangle$ or \mathbf{s} is a solution for \mathbf{r} .

Reid gave a constructive proof of his conjecture for sets containing one, two or three elements [231].

Later Hager published a constructive proof for sets with four and five elements [99] and Yao [288] published the outline of a nonconstructive proof of the general case.

A score set is called ***k-unique***, if there exists exactly 1 score sequence of *k*-tournaments generating the given set. In the talk we investigate the following questions:

1. characterization of the unique score sets of 1-tournaments;
2. extension of the Reid's conjecture to 2-tournaments.

30.3.1. 1-unique score sets

At first we formulate a useful necessary condition.

Lemma 30.9 (Iványi and Phong, 2004) *If $k \geq 1$, then for any (n, k) -tournament holds that the sequence \mathbf{s} is a solution for \mathbf{r} , then in the case $m = 1$ we have*

$$n = 2r_1 + 1 \tag{30.6}$$

and in the case $m \geq 2$ we have

$$\frac{2r_1}{k} + 1 < n < \frac{2r_m}{k} + 1 \tag{30.7}$$

and

$$n \geq r_m + 1. \tag{30.8}$$

Proof If ■

This lemma implies the exact answer for the case $m = 1$.

Corollary 30.10 (Iványi and Phong, 2004) *If $\mathbf{r} = \langle r_1 \rangle$, then exactly the sequence $\mathbf{s} = \langle r_1^{2r_1+1} \rangle$ is a solution for \mathbf{r} .*

Proof Lemma ?? implies that only this solution is acceptable. One can check that it satisfies the required inequality and equality. ■

Now we present a useful method of the investigation of the uniqueness. Let $\mathbf{r} = \langle a, a + d \rangle$. Then according to the Reid-equality we get

$$2ax + 2(a + d)y = n(n - 1)$$

implying

$$y = \frac{n(n - 2a - 1)}{2d}. \tag{30.9}$$

But here only the values $n = 2a + 1 + i$ ($i \in [1, 2d - 1]$) are permitted where

$$i \geq d + 1 - a. \tag{30.10}$$

By substitution $a = (q - 1)d$ from (30.9) we get

$$y = \frac{(2qd - 2d + 2r + 1 + i)i}{2d}. \quad (30.11)$$

Here y must be an integer, so transform this formula into

$$y = i(q - d) + \frac{i(2r + 1 + i)}{2d}. \quad (30.12)$$

Theorem 30.11 *If $0 \leq a < b$, then there exist positive integers x and y satisfying*

$$ax \geq \frac{x(x - 1)}{2}$$

and

$$ax + by = \frac{(x + y)(x + y - 1)}{2}.$$

In the following cases there is only one solution:

- $a = 0$;
- $d = 1$;
- $d = 2$.

In the following case there are at least two solutions:

- d is odd and $3 \leq d \leq a$.

Proof a) Existence of a solution. Let $d = b - a$ and $i = 2d - 2r - 1$. Then $n = 2(b - r)$, $y = q(2d - 2r - 1)$, $x = q(2r + 1)$ satisfy all requirements.

b) Uniqueness. If $a = 0$, then $d = b$, $q = 1$ and y is integer only if $i = 2b - 1$. So we get the unique $\langle 0^1, b^{2b-1} \rangle$ solution.

If $d = 1$, then only $i = 1$ is permitted, implying the unique solution $\langle a^b, b^b \rangle$.

If $d = 2$ or d is odd, then we also can analyse formula (30.12). ■

This theorem left open the case when the difference d is odd and the investigated set is sparse and also the case when the difference is an even number greater than 2.

30.3.2. 2-unique score sets

Now we present a new form of Reid-problem for 2-tournaments.

For a fixed sequence $\mathbf{q}[m] = \langle q_1, \dots, q_m \rangle$ with $q_1 < \dots < q_m$ of positive integers, we shall denote by $\mathcal{G}(\mathbf{q}[m])$ the set \mathcal{G} of sequences $\mathbf{g} = \langle g_1, \dots, g_m \rangle$ such that

$$\sum_{i=1}^k q_i g_i \geq \left(\sum_{i=1}^k g_i \right)^2, \quad k \in [1 : m - 1]$$

and

$$\sum_{i=1}^m q_i g_i = \left(\sum_{i=1}^m g_i \right)^2.$$

Here we also say that \mathbf{g} is a solution for \mathbf{q} .

We wish to give necessary and sufficient conditions for $\mathbf{q}[m]$ to have a solution that is a nonempty $\mathcal{G}(\mathbf{q}[m])$.

Theorem 30.12 *For the sequence $\mathbf{q}[1] = \langle q_1 \rangle$, we have $\mathcal{G}(\mathbf{q}[1]) = \langle q_1 \rangle$.*

Proof If $\mathbf{q}[1] = \langle q_1 \rangle$, then it is obvious that the solution of $q_1 g_1 = g_1^2$ is given in the form $g_1 = q_1$. Hence we have $\mathcal{G}(\mathbf{q}[1]) = \langle q_1 \rangle$. ■

Theorem 30.13 *Let $\mathbf{q}[2] = \langle q_1, q_2 \rangle$ be a sequence of positive integers with $d = q_2 - q_1 > 0$. Then $\mathcal{G}(\mathbf{q}[2]) \neq \emptyset$ if and only if either $d \nmid (q_1, q_2)$ or $d \mid (q_1, q_2)$ and there is a prime p such that $p^2 \mid d$.*

Proof According to the definition of $\mathcal{G}(\mathbf{q}[m])$, we need only find positive integers g_1, g_2 such that $q_1 \geq g_1$ and $q_1 g_1 + q_2 g_2 = (g_1 + g_2)^2$.

Let q, r be integers for which $q_2 = qd + r$, where $0 \leq r < d$. If $d \nmid (q_1, q_2)$, then $r \neq 0$ and let $g_1 = rq$ and $g_2 = q_2 - r(q + 1)$. Hence we have

$$\begin{aligned} g_1 &= rq = r \frac{q_2 - r}{q_2 - q_1} = r + r \frac{q_1 - r}{q_2 - q_1} \\ &< r + (R_1 - r) = R_1, \\ g_2 &= R_2 - r(q + 1) = \\ &= q_2 - (q_2 - r) \frac{r}{q_2 - q_1} - r \\ &> q_2 - (q_2 - r) - r = 0 \end{aligned}$$

and

$$\begin{aligned} q_1 g_1 + q_2 g_2 &= q_1 r q + q_2^2 - q_2 r (q + 1) \\ &= q_2^2 + r(q_1 q - q_2 q + q_2) - 2q_2 r = \\ &= (q_2 - r)^2 = (g_1 + g_2)^2. \end{aligned}$$

Now assume that $d \mid (q_1, q_2)$ and there is a prime p such that $p^2 \mid d$. In this case $r = 0$ and we choose g_1, g_2 as follows:

$$g_1 := \frac{q_2}{p} - \frac{d}{p^2} \quad \text{and} \quad g_2 := g_1(p - 1).$$

It is obvious that

$$g_1 > 0, \quad g_2 > 0, \quad g_1 \leq R_1$$

and

$$\begin{aligned} q_1 g_1 + q_2 g_2 &= g_1(q_1 + (p-1)q_2) \\ &= g_1(pq_2 - d) = \\ &= g_1 p^2 \left(\frac{q_2}{p} - \frac{d}{p^2} \right) = (g_1 p)^2 = (g_1 + g_2)^2. \end{aligned}$$

Finally, assume that $d = 1$ or $d|(q_1, q_2)$ and d is the product of distinct primes. If there are positive integers g_1, g_2 such that $q_1 \geq g_1$ and $q_1 g_1 + R_2 g_2 = (g_1 + g_2)^2$, then we have $d|g_1 + g_2$ and

$$\begin{aligned} \frac{1}{d}(g_1 + g_2)^2 - \frac{q_1}{d}(g_1 + g_2) &= g_2 > 0, \\ \frac{1}{d}(g_1 + g_2)^2 - \frac{R_2}{d}(g_1 + g_2) &= -g_1 < 0, \end{aligned}$$

consequently

$$\frac{q_2}{d} = \frac{q_1}{d} + 1 > \frac{g_1 + g_2}{d} > \frac{q_1}{d}.$$

This is impossible. ■

Theorem 30.14 Iványi, Phong, 2004 *Let $\mathbf{q}[2] = \langle q_1, q_2 \rangle$ be the sequence of positive integers with conditions $q_1 < R_2$, $(q_1, q_2) = 1$, $2q_1 > q_2$ and $d := q_2 - R_1$ has s distinct prime factors. Then*

$$|\mathcal{G}(\mathbf{q}[2])| = 2^s - 1.$$

Proof Since $d = q_2 - q_1 < q_1$ and $(q_1, q_2) = 1$, the congruence $x^2 \equiv q_2 x \pmod{d}$ has $2^s - 1$ solutions in positive integers less than d . For each solution x we set $g_1 = \frac{x(q_2 - x)}{d}$ and $g_2 = (d - x) \frac{q_2 - x}{d}$. One can check that g_1, g_2 satisfy conditions $q_1 \geq g_1$ and $q_1 g_1 + q_2 g_2 = (g_1 + g_2)^2$. ■

Exercises

30.3-1 How many ?

30.3-2 Design an algorithm

30.4. Kings and serfs in tournaments

Sociologists are often interested in determining the most *dominant* actors in a social network. Moreover, dominance in animal societies is an important theme in ecology and population biology. Social networks are generally modelled as digraphs with vertices representing actors and arcs representing dominance relations among actors. The concept of “king” is very closely related to dominance in digraphs. Kings

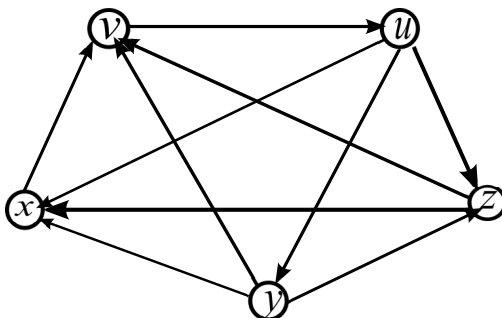


Figure 30.10 A tournament with three kings $\{u, v, x\}$ and three serfs $\{u, v, x\}$. Note that z is neither a king nor a serf and $\{u, v\}$ are both kings and serfs.

and serfs were initially introduced to study dominance in round-robin competitions. These concepts were later extended to more general families of digraphs such as multipartite tournaments, quasi-transitive digraphs, semicomplete multipartite digraphs and oriented graphs. In this section our focus will be on algorithmic aspects of kings and serfs in tournaments and their applications in majority preference voting.

A king in a tournament dominates every other vertex either directly or through another vertex. To make the idea more formal we define a *path* of length k from a vertex u to a vertex v in a tournament (or any digraph) as a sequence of arcs e_1, e_2, \dots, e_k where u is the initial vertex of e_1 , v is the terminal vertex of e_k and the terminal vertex of e_i is the same as the initial vertex of e_{i+1} , for all $1 \leq i \leq k - 1$. If there is a path of length 1 or 2 from a vertex u to a vertex v , then v is said to be *reachable* from u within two steps. Analogously, if there is a path of length 1, 2, \dots or r from u to v then v is said to be reachable from u within r steps. Let T be an n -tournament. A vertex u in T is called an *r -king*, where $1 \leq r \leq n - 1$, if every other vertex v in the tournament is reachable within r steps from u . A vertex u is called an *r -serf* if u is reachable within r steps from every other vertex v in T . In particular, a 2-king is simply called a king and a 2-serf is called a serf.

S. B. Maurer introduced the dual terms of king and serf in a delightful exposition of a tournament model for dominance in flocks of chicken. In his influential series of papers on dominance in animal societies, H. G. Landau proved that every tournament has a king (although he did not use the word king). In fact, he showed the following.

Theorem 30.15 (Landau, 1953) *Every vertex of maximum score in a tournament is a king.*

The proof is quite intuitive. Suppose to the contrary that u is a vertex with maximum score in a tournament T and u is not a king. Then there exists another vertex v in T such that v is not reachable from u within 2 steps. But this means that u and all out-neighbours of u are reachable from v in 1 step and so $s(v) > s(u)$, a contradiction. Another classical result by J. W. Moon states that

Theorem 30.16 (Moon, 1968) *A tournament without transmitters (vertices with in-degree 0) contains at least three kings.*

It is natural to ask if the bound on the number of kings given in Theorem 30.16 is tight. The answer is yes, as demonstrated by the following example.

Example 30.3 Let T be a tournament with vertex set $\{v_1, v_2, \dots, v_5\}$. Let us denote by (u, v) , an arc directed from u to v . Suppose that the arc set of T consists of the arcs (v_3, v_5) , (v_4, v_3) , all arcs of the form (v_{j-1}, v_j) , with $1 < j \leq 5$ and all arcs of the form $(v_{j+2}, v_j), (v_{j+3}, v_j), \dots, (v_n, v_j)$ with $j = 1, 2, 4$. Then it can be easily verified (Exercise 30.4-2) that T has no transmitters and v_2, v_3 and v_4 are the only kings in T .

K. B. Reid proved the existence of a tournament with an arbitrary number of vertices and an arbitrary number of kings, with few exceptions.

Theorem 30.17 (Reid, 1982) *For all integers $n \geq k \geq 1$ there exists a tournament on n vertices with exactly k kings except when $k = 2$ or when $n = k = 4$ (in which case no such n -tournament exists).*

Hence no tournament has exactly two kings. The above theorems can be stated just as well in terms of serfs. To see this, note that the *converse* T' of a tournament T , obtained by reversing the arcs of T , is also a tournament and that the kings and serfs of T and T' are interchanged.

The *king set* of a tournament consists of all kings in the tournament. We can define the *serf set* analogously. The problem of determining the king set of a tournament is very important both for theoretical and practical considerations. In voting theory literature, political scientists often refer to the uncovered set in majority preference voting. This uncovered set is actually the king set for the tournament whose vertices consist of the candidates to be elected and arcs represent the outcomes of the two-way race between candidates. Here we present a simple polynomial time algorithm for determining the king set of a tournament. Given an n -tournament T , let us define an $n \times n$ matrix D_T^+ as

$$(D_T^+)_{ij} = \begin{cases} 1 & \text{if } (v_i, v_j) \text{ is an arc of } T, \\ 0 & \text{otherwise.} \end{cases} \quad (30.13)$$

We call D_T^+ , the *out-degree matrix* of T . When there is no danger of ambiguity we will drop the subscript T and simply denote the out-degree matrix by D^+ . KING-SET takes a tournament $T(V, A)$ as input, calculates the out-degree matrix D^+ of T and uses it to generate the king set K of T . Let O be the $n \times n$ zero matrix and let I be the $n \times n$ identity matrix.

KING-SET(V, A)

```

1   $D^+ =$ 
2   $K = \emptyset$ 
3  for  $i = 1$  to  $n$ 
4      for  $j = 1$  to  $n$ 
5          if  $(v_i, v_j) \in A$ 
6               $(D^+)_{ij} = 1$ 
7   $M = I + D^+ + (D^+)^2$ 
8   $K = \{v_i \in V \mid \forall v_j \in V, (M)_{ij} \neq 0\}$ 
9       $N_n$  dominates  $D^+(1)$ 
9  return  $K$ 

```

Algorithm description The algorithm works on the same principle as the algorithm for finding the number of paths, from one vertex to another, in a digraph (Exercise 30.4-1 asks you to derive this algorithm). The (i, j) entry of the matrix $(D^+)^2$ is equal to the number of paths of length two from vertex v_i to vertex v_j (check this!). Therefore, the (i, j) entry of matrix $D^+ + (D^+)^2$ counts the number of paths of length one or two from v_i to v_j ; and if vertex v_i is a king, all entries in the i^{th} row of $I + D^+ + (D^+)^2$ must be non-zero.

The computational complexity of Algorithm KING-SET depends on the way $(D_T^+)^2$ is computed. If naive matrix multiplication is used, the algorithm runs in $\Theta(n^3)$ time. However, using the fast matrix multiplication by Coppersmith and Winograd, the running time can be reduced to $O(n^{2.38})$. The Reader should note that by using the duality of kings and serfs, KING-SET can be adapted for finding the serf set of a tournament.

King sets in majority preference voting Kings frequently arise in political science literature. A *majority preference voting* procedure asks each voter to rank candidates in order of preference. The results can be modeled by a tournament where vertices represent the candidates and arcs point toward the loser of each two way race, where candidate u defeats candidate v if some majority of voters prefer u to v . Political scientists are often interested in determining uncovered vertices in the resulting tournament. A vertex u is said to *cover* another vertex v if u defeats v and also defeats every vertex that v defeats.

The covering relation is clearly transitive and has maximal elements, called *uncovered vertices*. An uncovered vertex u has the strategically important property that u defeats any other vertex v in no more than two steps, i.e., either

1. u defeats v or
2. there is some third alternative w such that u defeats w and w defeats v .

Thus an uncovered vertex is actually a king. In fact the uncovered set, consisting of all uncovered vertices, is precisely the set of all kings (see Exercise 30.4-8).

The idea behind finding kings in a tournament can be easily extended to finding r -kings for any positive integer r .

r KING-SET(V, A, r)

```

1   $D^+ = 0$ 
2   $K = \emptyset$ 
3  for  $i = 1$  to  $n$ 
4      for  $j = 1$  to  $n$ 
5          if  $(v_i, v_j) \in A$ 
6               $(D^+)_{ij} = 1$ 
7   $M = I + D^+ + \dots + (D^+)^r$ 
8   $K = \{v_i \in V \mid \forall v_j \in V, (M)_{ij} \neq 0\}$ 
9  return  $K$ 

```

The above algorithm runs in $O(rn^3)$ if the matrix multiplications are performed naively, and in $O(rn^{2.38})$ time if fast matrix multiplication is incorporated.

As we have seen, kings dominate in tournaments. However, there exists a stronger notion of dominance in tournaments in the form of strong kings. Let us write $u \rightarrow v$ to denote that u defeats v in a tournament T , or in other words (u, v) is an arc of T . If U_1 and U_2 are disjoint subsets of vertices of T then we write $U_1 \rightarrow U_2$ to denote that all vertices in U_1 defeat all vertices in U_2 . We define $B_T(u, v) = \{w \in V - \{u, v\} : u \rightarrow w \text{ and } w \rightarrow v\}$, where V denotes the vertex set of T . Let $b_T(u, v) = |B_T(u, v)|$. When no ambiguity arises, we drop the subscript T from the notation.

A vertex u in a tournament T is said to be a **strong king** if $u \rightarrow v$ or $b(u, v) > b(v, u)$ for every other vertex v of T .

Note that $b_T(u, v)$ is the number of paths of length two through which v is reachable from u . Therefore, $b_T(v_i, v_j) = ((D_T^+)^2)_{ij}$, where D_T^+ is the out-degree matrix of T .

Obviously, it is not true that every king is a strong king. For example, Figure 30.11 demonstrates a tournament with three kings, namely x , y and z . However, only x and y are strong kings as $b(z, x) < b(x, z)$. Figure 30.11 also shows that when searching for the most dominant vertex in real life applications, a king may not be the best choice (vertex z is a king, but it defeats only one vertex and is defeated by all other vertices). Therefore, choosing a strong king is a better option. This intuition is further confirmed by the fact that, in the probabilistic sense it can be shown that in almost all tournaments every vertex is a king.

We have already shown that every tournament has a king. We now prove that every tournament has a strong king.

Theorem 30.18 (*???, ????*) *Every vertex with maximum score in a tournament is a strong king.*

Proof Suppose u is a vertex with maximum score in a tournament T that is not a strong king. Then there is a vertex v in T such that $v \rightarrow u$ and $b(u, v) \leq b(v, u)$. Let V be the vertex set of T . Define

$$W = \{w \in V - \{u, v\} : u \rightarrow w \text{ and } v \rightarrow w\}.$$

Then $s(u) = b(u, v) + |W|$ and $s(v) = b(v, u) + |W| + 1$. This implies that $s(u) < s(v)$,

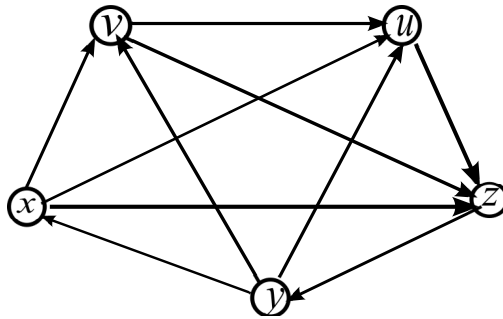


Figure 30.11 A tournament with three kings and two strong kings

a contradiction. ■

The problem of finding strong kings is no harder than finding kings in tournaments. Like KING-SET, we present a polynomial time algorithm for finding all strong kings in a tournament using the out-degree matrix D^+ .

STRONG-KINGS(V, A)

```

1   $D^+ = 0$ 
2   $K = \emptyset$ 
3  for  $i = 1$  to  $n$ 
4      for  $j = 1$  to  $n$ 
5          if  $(v_i, v_j) \in A$ 
6               $D_{ij}^+ = 1$ 
7   $M = D^+ + (D^+)^2$ 
8   $K = \{v_i \in V \mid \forall j(1 \leq j \leq n \text{ and } j \neq i), M_{ij} > M_{ji}\}$ 
9  return  $K$ 

```

STRONG-KINGS has the same order of running time KING-SET.

So far we have been focusing on finding certain type of dominant vertices (like kings and strong kings) in a tournament. Another very important problem is to construct tournaments with a certain number of dominant vertices. Maurer posed the problem of determining all 4-tuples (n, k, s, b) for which there exists a tournament on n vertices with exactly k kings and s serfs such that b of the kings are also serfs. Such a tournament is called an (n, k, s, b) -tournament. For example the tournament given in Figure ?? is a $(5, 3, 3, 2)$ -tournament. Reid gave the following characterization of such 4-tuples.

Theorem 30.19 *Suppose that $n \geq k \geq s \geq b \geq 0$ and $n > 0$. There exists an (n, k, s, b) -tournament if and only if the following conditions hold.*

1. $n \geq k + s - b$,
2. $s \neq 2$ and $k \neq 2$,

3. either $n = k = s = b \neq 4$ or $n > k$ and $s > b$,
 4. (n, k, s, b) is none of $(n, 4, 3, 2)$, $(5, 4, 1, 0)$, or $(7, 6, 3, 2)$.

However, the corresponding problem for strong kings has been considered only recently. For $1 \leq k \leq n$, a tournament on n vertices is called an (n, k) -tournament if it has exactly k strong kings. The construction of (n, k) -tournaments follows from the results proved by Chen, Chang, Cheng and Wang in 2004. The results imply the existence of (n, k) -tournaments for all $1 \leq k \leq n$ satisfying

$$k \neq n - 1, \text{ when } n \text{ is odd} \quad (30.14)$$

$$k \neq n, \text{ when } n \text{ is even.} \quad (30.15)$$

Algorithm nk -TOURNAMENT takes positive integers n and k as input satisfying the constraints (26.2) and (26.3) and outputs an (n, k) -tournament and the set K of its strong kings. Also for any vertex u of a tournament T , we adopt the notation of Chen et al. in letting $O(u)$ (respectively, $I(u)$) denote the set of vertices reachable from u in one step (respectively, set of vertices from which u is reachable in one step). Note that $O(u)$ and $I(u)$ are often referred to as the first out-neighbourhood and first in-neighbourhood of u respectively.

nk -TOURNAMENT(n, k)

```

1   $K = \emptyset$ 
3   $T =$  null digraph on  $n$  vertices
4  if  $k$  is odd
5     $T = T_k$ 
6     $K = \{v_1, \dots, v_k\}$ 
7  if  $n \neq k$ 
8    for  $i = k + 1$  to  $n$ 
9       $V = V \cup \{v_i\}$ 
10      $A = A \cup \{(u, v_i) : u \in V - \{v_i\}\}$ 
11  if  $k$  is even
12     $T = T_{k-1}$ 
13     $V = V \cup \{x, y, z\}$ 
14     $K = \{v_1, \dots, v_{k-3}, x\}$ 
15    choose  $u \in V$  arbitrarily
16     $A = A \cup \{(v, x) : v \in O(u)\}$ 
17     $A = A \cup \{(x, v) : v \in \{u, y\} \cup I(u)\}$ 
18     $A = A \cup \{(v, y) : v \in \{u\} \cup I(u) \cup O(u)\}$ 
19     $A = A \cup \{(v, z) : v \in \{u\} \cup I(u)\}$ 
20     $A = A \cup \{(z, v) : v \in O(u)\}$ 
21  if  $n \neq k + 2$ 
22    for  $i = k + 1$  to  $n$ 
23       $V = V \cup \{v_i\}$ 
24       $A = A \cup \{(u, v_i) : u \in V - \{v_i\}\}$ 
25  return  $T, K$ 

```

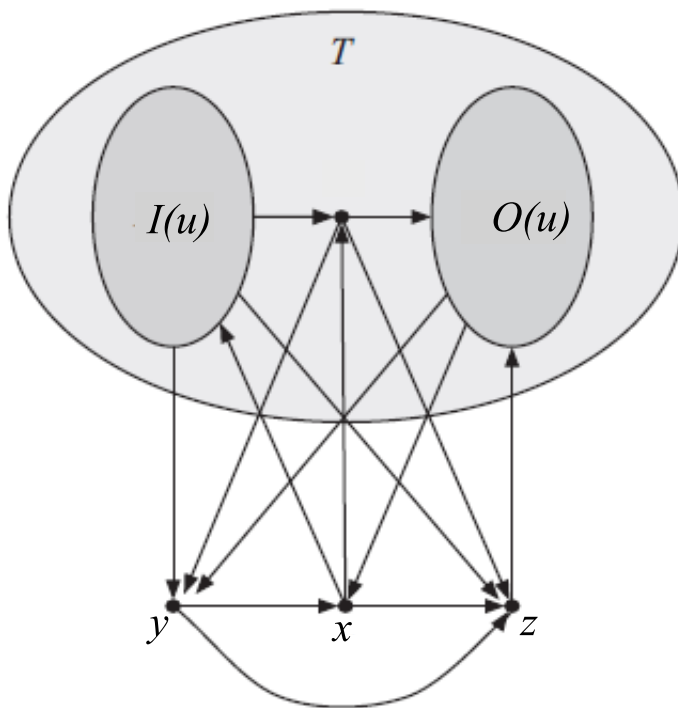


Figure 30.12 Construction of an (n, k) -tournament with even k .

Algorithm description The algorithm consists of performing two separate inductions to generate an (n, k) -tournament, one for odd k and one for even k . If k is odd then we start by letting $T = T_k$, the regular tournament on k vertices (which always exists for odd k), and inductively add $n - k$ vertices to T that are defeated by all the vertices of T_k . Thus the resulting tournament has n vertices and k kings (the vertices of T_k). The construction for even k is a bit more involved. We start with $T = T_{k-1}$. Note that every vertex of T_{k-1} has score $m = \binom{n-4}{2}$. We then add three vertices x, y and z and several arcs to T_{k-1} such that for a fixed existing vertex u of T_{k-1} .

- $O(u) \rightarrow \{x\} \rightarrow \{y, z\} \cup I(u)$,
- $\{u\} \cup I(u) \cup O(u) \rightarrow \{y\} \rightarrow \{x, z\}$,
- $\{u\} \cup I(u) \rightarrow \{z\} \rightarrow O(u)$.

The resulting tournament T (illustrated in Figure 30.12) has $k + 2$ vertices with scores $s(x) = |I(x)| + 2 = m + 2$, $s(y) = 2$, $s(z) = |O(x)| = m$ and $s(v) = m + 2$, for all vertices v of T_{k-1} . Now by Theorem 30.18 all vertices v of T_{k-1} and the new vertex x are strong kings of T , while y and z are not (Exercise 30.4-9). Thus T is a $(k + 2, k)$ -tournament that can now be extended to an (n, k) -tournament by adding $n - k - 2$ more vertices that are defeated by all the existing vertices of T (just like in the case of odd k).

nk -TOURNAMENT runs in quadratic time as it takes $O(n^2)$ operations to construct a regular tournament and the remaining steps in the algorithm are completed in linear time.

Exercises

30.4-1 The out-degree matrix D^+ of an n -vertex oriented graph is an $n \times n$ matrix whose (i, j) entry is given by d_{ij} = number of arcs directed from v_i to v_j . Describe an algorithm based on the out-degree matrix for finding the number of paths of length $k < n$ between any two vertices of the graph.

30.4-2 Draw the tournament discussed in Example 30.3 and show that it has no transmitters and exactly three kings.

30.4-3 Using the 5-tournament in Example 30.3 give the construction of an n -tournament with no transmitters and exactly three kings.

30.4-4 For every odd number $n \geq 3$, give an example of an n -tournament, in which all vertices are serfs.

30.4-5 Prove that any tournament on 4 vertices contains a vertex which is not a king.

30.4-6 A *bipartite tournament* is an orientation of a complete bipartite graph. A vertex v of a bipartite tournament is called a 4-king² (or simply a king) if there is a directed path of length 4 from v to every other vertex of the tournament. Derive an algorithm to obtain all 4-kings in a bipartite tournament and compare its complexity with the complexity of r -KINGS for finding r -kings in ordinary tournaments.

30.4-7 As the name suggests a multipartite tournament is an orientation of a complete multipartite graph. Extend the algorithm obtained in Exercise 30-5 to find all 4-kings in multipartite tournaments. Again compare the performance of your algorithms with r -KINGS.

30.4-8 Prove that the uncovered set arising in majority preference voting is exactly the king set of the majority preference tournament.

30.4-9 Show that when k is even, the output of nk -TOURNAMENT has exactly k kings.

30.5. Weak kings in oriented graphs

In the previous section we studied dominance in tournaments and used the terms kings and strong kings to describe the dominant vertices in a tournament. However, in most practical applications the underlying digraph is not a tournament. Rather we are interested in determining dominant vertices in an oriented graph. For instance, in a social network, an arc (u, v) denotes that actor u has some relation with actor v . Since most social relations (such as hierarchy relations) are irreflexive and asymmetric, a majority of social networks can be modelled as oriented graphs. Therefore, we would like to generalize the concept of dominance from tournaments to oriented graphs. In Section ??, we have already defined kings and r -kings in the context of

²Several bipartite and multipartite tournaments have no 2-king or 3-king. However, a multipartite tournament with at least one vertex of in-degree zero contains a 4-king. Therefore it is logical to look for 4-kings in a multipartite tournament.

general digraphs. The same definitions are applicable to oriented graphs.

As stated in the beginning of the chapter, oriented graphs can be considered as round-robin competitions in which ties are allowed. Thus the the classical notion of king, that is a vertex that defeats every other vertex either directly or through another vertex, is too strong for oriented graphs. To overcome this difficulty, the study of the so-called “*weak kings*” was initiated in 2008 by S. Pirzada and N. A. Shah. Here we follow their notation. For any two vertices u and v in an oriented graph D , one of the following possibilities exist.

1. An arc directed from u to v , denoted by $u(1-0)v$ (i.e., u defeats v).
2. An arc directed from v to u , denoted by $u(0-1)v$ (i.e., v defeats u).
3. There is no arc from u to v or from v to u , and is denoted by $u(0-0)v$ (i.e., there is a tie).

A **triple** in an oriented graph is an induced oriented subgraph with three vertices. For any three vertices u, v and w , the triples of the form $u(1-0)v(1-0)w(1-0)u$, $u(1-0)v(1-0)w(0-0)u$, $u(0-0)v(1-0)w(1-0)u$ or $u(1-0)v(0-0)w(1-0)u$ are said to be **intransitive**, while the triples of the form $u(1-0)v(1-0)w(0-1)u$, $u(0-1)v(1-0)w(1-0)u$, $u(1-0)v(0-1)w(1-0)u$, $u(1-0)v(0-1)w(0-0)u$, $u(0-1)v(0-0)w(1-0)u$, $u(0-0)v(1-0)w(0-1)u$, $u(1-0)v(0-0)w(0-1)u$, $u(0-0)v(0-1)w(1-0)u$, $u(0-1)v(1-0)w(0-0)u$, $u(1-0)v(0-0)w(0-0)u$, $u(0-1)v(0-0)w(0-0)u$, $u(0-0)v(1-0)w(0-0)u$, $u(0-0)v(0-1)w(0-0)u$, $u(0-0)v(0-0)w(1-0)u$ or $u(0-0)v(0-0)w(0-1)u$ are said to be **transitive**. An oriented graph is said to be **transitive** if all its triples are transitive. The converse \overline{D} of an oriented graph D is obtained by reversing each arc of D .

Let u and v be vertices in an oriented graph D such that either $u(1-0)v$ or $u(0-0)v$ or $u(1-0)w(1-0)v$ or $u(1-0)w(0-0)v$ or $u(0-0)w(1-0)v$ for some vertex w in D . Then v is said to be weakly reachable within two steps from u . If either $u(1-0)v$, or $u(1-0)w(1-0)v$ for some w in D , then v is reachable within two steps from u .

A vertex u in an oriented graph D is called a **weak king** if every other vertex v in D is weakly reachable within two steps from u . A vertex u is called a **king** if every other vertex v in D is reachable within two steps from u . A vertex u in an oriented graph D is called a **weak serf** if u is weakly reachable within two steps from every other vertex in D , and a vertex u in D is called a **serf** if u is reachable within two steps from every other vertex v in D .

We note that there exist oriented graphs on n vertices with exactly k kings for all integers $n \geq k \geq 1$, with the exception of $n = k = 4$. Theorem 30.17 guarantees the existence of complete oriented graphs (tournaments) with n vertices and exactly k kings for all integers $n \geq k \geq 1$, with the exceptions $k = 2$ and $n = k = 4$. An oriented graph D with exactly two kings can be constructed as follows. Let $V = \{v_1, v_2, \dots, v_n\}$ be the vertex set of D , with arcs defined as $v_1(1-0)v_i$, for

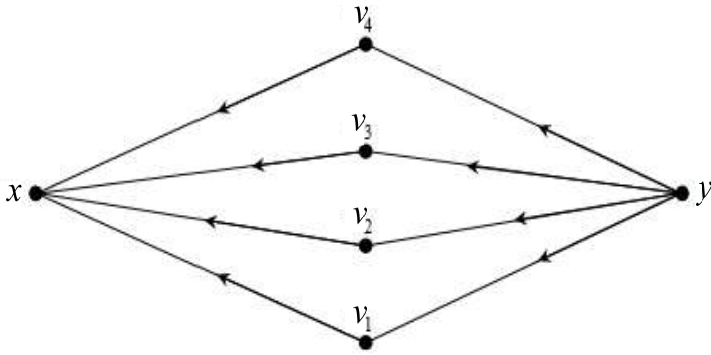


Figure 30.13 Six vertices and six weak kings.

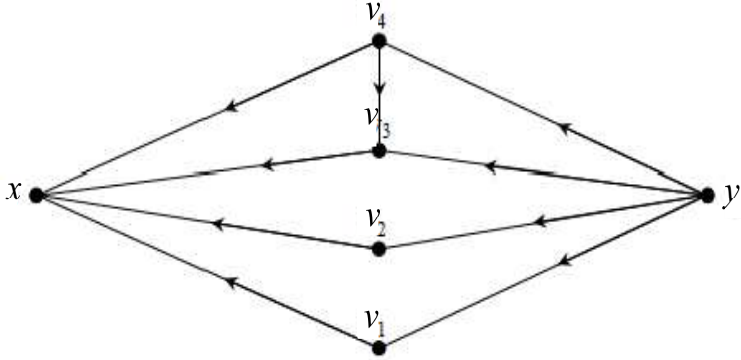


Figure 30.14 Six vertices and five weak kings.

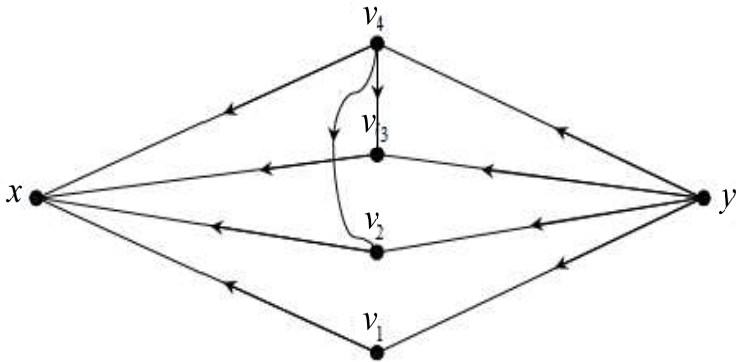


Figure 30.15 Six vertices and four weak kings.

$i = 2, 4, \dots, n$; $v_1(0 - 1)v_3$; $v_2(1 - 0)v_3$ and $v_2(1 - 0)v_i$, for $4 \leq i \leq n$; and for all other $i \neq j$, $v_i(0 - 0)v_j$. The vertices v_1 and v_3 are the only kings in D (Exercise

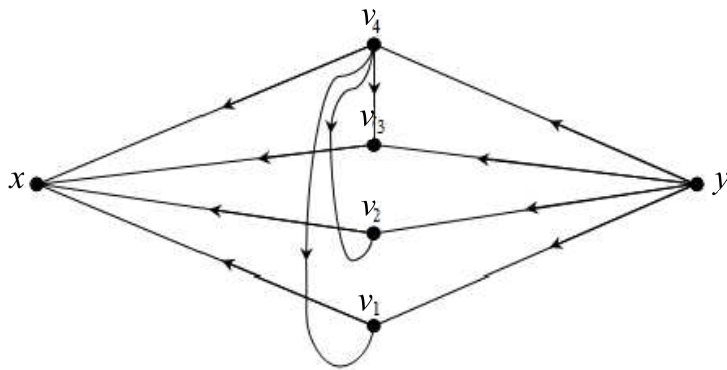


Figure 30.16 Six vertices and three weak kings.

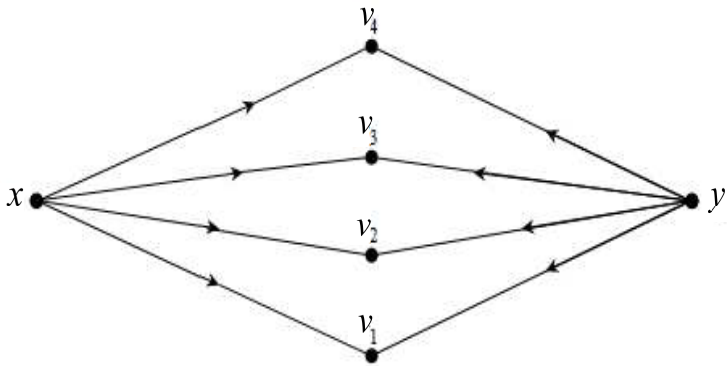


Figure 30.17 Six vertices and two weak kings.

30.5-1).

There do not exist any complete or incomplete oriented graphs with 4 vertices and exactly 4 kings. Suppose to the contrary that this is the case and let D be the incomplete oriented graph with 4 vertices, all of whom are kings. Then D can be extended to a tournament on 4 vertices by inserting all the missing arcs with arbitrary orientation. Clearly such a tournament contains 4 kings, which contradicts Theorem 30.17.

The rest of the section is aimed at investigating weak kings in oriented graphs as they present a more suitable notion of dominance in oriented graphs. The score of a vertex in an oriented graph was defined in Section ???. Considering Theorem 30.15, it is natural to ask if a vertex of maximum score in an oriented graph is a king. The answer is negative as shown by the following example:

Example 30.4 Consider the oriented graph D shown in Figure 30.18. The scores of vertices v_1, v_2, v_3 and v_4 are respectively 2, 3, 3 and 4. Clearly, v_4 is a vertex of maximum score but is not a king as v_1 is not reachable within two steps from v_4 . However, v_4 is a weak

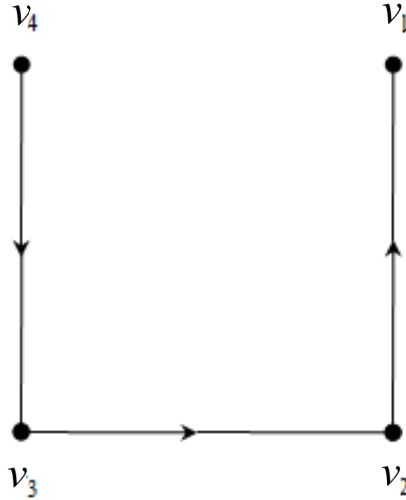


Figure 30.18 Vertex of maximum score is not a king.

king.

Now consider the oriented graph D^* with vertices u_1, u_2, u_3, u_4 and u_5 , and arcs defined by $u_1(1 - 0)u_2, u_2(1 - 0)u_i$, for $i = 3, 4, 5$ and $u_i(0 - 0)u_j$ for all other $i \neq j$. Clearly, $s(u_1) = 5, s(u_2) = 6, s(u_3) = 3, s(u_4) = 3$, and $s(u_5) = 3$. Evidently, u_1 is a king in D^* whereas the vertex u_2 of maximum score is not a king.

However, we do have the following weaker result.

Theorem 30.20 *If u is a vertex with maximum score in a 2-tournament D , then u is a weak king.*

Proof Let u be a vertex of maximum score in D , and let X, Y and Z be respectively the set of vertices x, y , and z such that $u(1 - 0)x, u(0 - 0)y$, and $u(0 - 1)z$. Let $|X| = n_1, |Y| = n_2$ and $|Z| = n_3$. Clearly, $s(u) = 2n_1 + n_2$. If $n_3 = 0$, the result is trivial. So assume that $n_3 \neq 0$. We claim that each $z \in Z$ is weakly reachable within two steps from u . If not, let z_0 be a vertex in Z not weakly reachable within two steps from u . Then for each $x \in X$ and each $y \in Y, z_0(1 - 0)x$, and $z_0(1 - 0)y$ or $z_0(0 - 0)y$. In case $z_0(1 - 0)x$ and $z_0(1 - 0)y$ for each $x \in X$ and each $y \in Y$, then $s(z_0) \geq 2 + 2n_1 + 2n_2 = s(u) + n_2 + 2 > s(u)$. which contradicts the choice of u . If $z_0(1 - 0)x$ and $z_0(0 - 0)y$ for each $x \in X$ and each $y \in Y$, then $s(z_0) \geq 2 + 2n_1 + n_2 = s(u) + 2 > s(u)$, again contradicting the choice of u . This establishes the claim, and hence the proof is complete. ■

We now consider the problem of finding all weak kings in an oriented graph (as kings can be determined by applying Algorithm ??). Let D^- and D^+ respectively denote the in-degree and out-degree matrix of an oriented graph $D(V, A)$ with n vertices. Also let O and J denote the $n \times n$ zero matrix and all-ones matrix respectively.

WEAK-KINGS(V, A)

```

1   $D^+ = 0$ 
2   $D^- = 0$ 
3   $K = \emptyset$ 
4  for  $i = 1$  to  $n$  and  $j = 1$  to  $n$ 
5      for  $j = 1$  to  $n$ 
6          if  $(v_i, v_j) \in A$ 
7               $D_{ij}^+ = 1$ 
8          else if  $(v_i, v_j) \in A$ 
9               $D_{ij}^- = 1$ 
10  $M = J - D^-$ 
11  $M = D^+ + (D^+)^2$ 
12  $N = M + MD^+ + D^+M$ 
13  $K = \{v_i \in V \mid \forall v_j \in V, (N)_{ij} \neq 0\}$ 
14 return  $K$ 

```

Algorithm ?? returns the set of all weak kings of an oriented graph. Exercise 30.5-3 asks you to prove that the algorithm works correctly and to determine its running time.

Indeed, it is also possible to extend Theorem 30.16 to weak kings in oriented graphs as an oriented graph D without transmitters (vertices of in-degree 0) has at least three weak kings. To see this let u be a vertex of maximum score in the oriented graph D . Clearly, by Theorem 30.20, u is a weak king. As D has no transmitters, there is at least one vertex v such that $v(1-0)u$. Let S be the set of these vertices v , and let v_1 be a vertex of maximum score in S . Let X, Y and Z respectively be the set of vertices x, y and z , other than u , with $v_1(1-0)x, v_1(0-0)y$ and $v_1(0-1)z$. Assume that $|X| = n_1, |Y| = n_2$, and $|Z| = n_3$ so that $s(v_1) = 2n_1 + n_2 + 2$. We note that all vertices of Z are weakly reachable within two steps from v_1 . If this is not the case, let z_0 be a vertex which is not weakly reachable within two steps from v_1 . Then $z_0(1-0)u$, and (a) $z_0(1-0)x$ and (b) $z_0(1-0)y$ or $z_0(0-0)y$ for each $x \in X$ and each $y \in Y$.

If for each x in X and each y in Y , $z_0(1-0)x$ and $z_0(1-0)y$, then $s(z_0) \geq 2n_1 + 2n_2 + 4 = s(v_1) + n_2 + 2 > s(v_1)$. This contradicts the choice of v_1 . If for each x in X and each y in Y , $z_0(1-0)x$ and $z_0(0-0)y$, then $s(z_0) \geq 2n_1 + n_2 + 4 > s(v_1)$, again contradicting the choice of v_1 . This establishes the claim, and thus v_1 is also a weak king.

Now let W be set of vertices w with $w(1-0)v_1$ and let w_1 be the vertex of maximum score in W . Then by the same argument as above, every other vertex in D is weakly reachable within two steps from w_1 , and so w_1 is a weak king. Since D is asymmetric, and in D we have $w_1(1-0)v_1$ and $v_1(1-0)u$, therefore u, v_1 and w_1 are necessarily distinct vertices. Hence D contains at least three weak kings.

Although, no oriented graph with 4 vertices and exactly 4 kings exists, it is possible to generate an oriented graph on n vertices with exactly k weak kings, for all integers $n \geq k \geq 1$. The following algorithm constructs such an oriented graph.

k WEAK-KINGS(n, k)

```

1   $V = \{x, y, u_1, u_2, \dots, u_{n-2}\}$ 
2   $x(0-0)y$ 
3  if  $k > 2$ 
4    for  $i = 1$  to  $n - 2$ 
5       $u_i(1-0)x$ 
6       $u_i(0-1)y$ 
7
8    for  $i = n - 3$  downto  $k - 2$ 
9       $u_{n-2}(1-0)u_i$ 
10   for  $i = k - 3$  downto 1
11      $u_{n-2}(0-0)u_i$ 
12    $K = \{x, y, u_{n-2}\} \cup \{u_i \mid i = 1, \dots, k - 3\}$ 
13   else if  $k = 2$ 
14     for  $i = 1$  to  $n - 2$ 
15        $x(1-0)u_i$ 
16        $y(1-0)u_i$ 
17     for  $j = 1$  to  $n - 2$ 
18       if  $i \neq j$ 
19          $u_i(0-0)u_j$ 
20      $K = \{x, y\}$ 
21   else  $x(1-0)u_i$ 
22      $u_1(1-0)y$ 
23     for  $i = 2$  to  $n - 2$ 
24        $u_1(1-0)u_i$ 
25        $x(1-0)u_i$ 
26        $y(1-0)u_i$ 
27      $K = \{u_1\}$ 
28 return  $V, A, K$ 

```

Algorithm description When $k = n$, the algorithm defines the arcs of a 2-tournament D with vertex set $V = \{x, y, u_1, u_2, \dots, u_{n-2}\}$ as

$$x(0-0)y,$$

$$u_i(1-0)x \text{ and } u_i(0-1)y \text{ for all } 1 \leq i \leq n-2,$$

$$u_i(0-0)u_j \text{ for all } i \neq j \text{ and } 1 \leq i \leq n-2, 1 \leq j \leq n-2,$$

Clearly, x is a weak king as $x(0-0)y$ and $x(0-0)y(1-0)u_i$ for all $1 \leq i \leq n-2$. Also y is a weak king as $y(0-0)x$ and $y(1-0)u_i$ for all $1 \leq i \leq n-2$. Finally, every u_i is a weak king, since $u_i(0-0)u_j$, for all $i \neq j$ and $u_i(1-0)x$ and $u_i(1-0)x(0-0)y$. Thus D contains exactly n weak kings.

If $n = k - 1$, the algorithm creates one additional arc $u_{n-2}(1-0)u_{n-3}$ in D . The resulting oriented graph contains exactly $n - 1$ weak kings, since now u_{n-2} is not weakly reachable within two steps from u_{n-3} and so u_{n-2} is not a weak king.

If $n = k - 2$ then the algorithm creates two additional arcs in D . namely $u_{n-2}(1-0)u_{n-3}$ and $u_{n-2}(1-0)u_{n-4}$. Thus D now contains exactly $n - 2$ weak kings, with

u_{n-3} and u_{n-4} not being weak kings.

Continuing in this way, for any $3 \leq k \leq n$, the algorithm creates new arcs $u_{n-2}(1-0)u_i$ in D for all $k-2 \leq i \leq n-3$. The resulting graph D contains exactly k weak kings.

If $k = 2$, then D is constructed so that $x(0-0)y$, $x(1-0)u_i$, $y(1-0)u_i$ and $u_i(0-0)u_j$ for all $1 \leq i \leq n-2$, $1 \leq j \leq n-2$ and $i \neq j$. Thus D contains exactly two weak kings x and y .

Finally, D has exactly one weak king if it is constructed such that $x(0-0)y$, $u_1(1-0)x$, $u_1(1-0)y$ and $u_1(1-0)u_i$, $x(1-0)u_i$ and $y(1-0)u_i$ for all $2 \leq i \leq n-2$.

Due to the nested **for** loops the algorithm runs in $O(n^2)$ time.

Figure 30.13 shows a 6 vertex oriented graph with exactly 6 weak kings, Figure 30.14 shows a 6 vertex oriented graph with exactly 5 weak kings namely x , y , v_1 , v_2 and v_4 , Figure 30.15 shows a 6 vertex oriented graph with exactly 4 weak kings namely x , y , v_1 and v_4 . Figure 30.16 shows a 6 vertex oriented graph with exactly 3 weak kings namely x , y and v_4 and Figure 30.17 shows a 6 vertex oriented graph with exactly 2 weak kings namely x and y .

The directional dual of a weak king is a weak serf, and thus a vertex u is a weak king of an oriented graph D if and only if u is a weak serf of \bar{D} , the converse of D . So by duality, there exists an oriented graph on n vertices with exactly s weak serfs for all integers $n \geq s \geq 1$. If $n = k \geq 1$, then every vertex in any such oriented graph is both a weak king and a weak serf. Also if $n > k \geq 1$, the oriented graph described in algorithm k WEAKKINGS contains vertices which are both weak kings and weak serfs, and also contains vertices which are weak kings but not weak serfs and vice versa. These ideas give rise to the following problem. For what 4-tuples (n, k, s, b) does there exist an oriented graph with n vertices, exactly k weak kings, s weak serfs and that exactly b of the weak kings are also serfs? By analogy with (n, k, s, b) -tournaments, such oriented graphs are called (n, k, s, b) -oriented graphs. Without loss of generality, we assume that $k \geq s$. The following results by Pirzada and Shah address this problem.

Theorem 30.21 Pirzada, Shah, 2008 *If $n > k \geq s \geq 0$, then there exists no (n, k, s, s) -oriented graph.*

Theorem 30.22 Pirzada, Shah, 2008 *There exist (n, k, s, b) -oriented graphs, $n \geq k \geq s > b \geq 0$ and $n > 0$, $n \geq k + s - b$.*

Proof Let D_1 be the oriented graph with vertex set $\{x_1, y_1, u_1, u_2, \dots, u_{k-b-2}\}$ and $x_1(0-0)y_1$, $u_i(1-0)x_1$, $u_i(0-1)y_1$ for all $1 \leq i \leq k-b-2$, and $u_i(0-0)u_j$ for all $i \neq j$.

Take the oriented graph D_2 with vertex set $\{x_2, y_2, v_1, v_2, \dots, v_{b-2}\}$ and arcs defined as in D_1 . Let D_3 be the oriented graph with vertex set $\{z_1, z_2, \dots, z_{s-b}\}$ and $z_i(0-0)z_j$ for all i, j . Let D be the oriented graph $D_1 \cup D_2 \cup D_3$ (see Figure 30.19) with

$$\begin{aligned} & z_i(1-0)y_2 \quad \text{for } 1 \leq i \leq s-b \\ & z_i(0-0)x_2 \quad \text{for } 1 \leq i \leq s-b \\ & z_i(0-0)v_j \quad \text{for } 1 \leq i \leq s-b, 1 \leq j \leq b-2 \\ & x_1(1-0)z_i, y_1(1-0)z_i \quad \text{for } 1 \leq i \leq s-b \end{aligned}$$

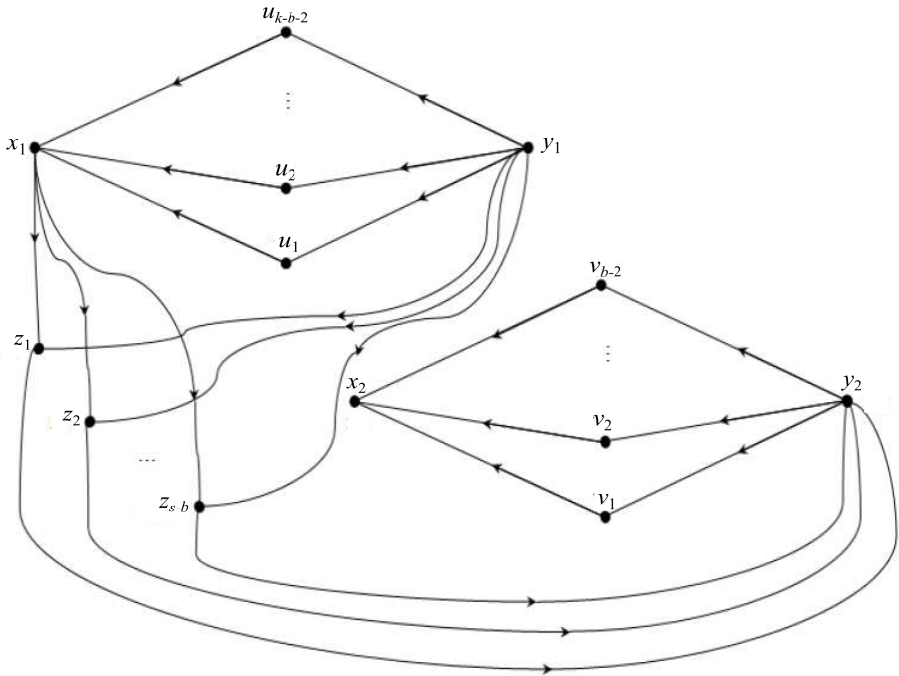


Figure 30.19 Construction of an (n, k, s, b) -oriented graph.

- $u_r(0-0)z_i$ for $1 \leq r \leq k-b-2, 1 \leq i \leq s-b$
- $x_1(1-0)y_2, y_1(1-0)y_2$
- $v_r(1-0)y_2$ for $1 \leq r \leq k-b-2$
- $x_1(0-0)x_2, y_1(0-0)x_2$
- $v_r(0-0)v_j$, for $1 \leq r \leq k-b-2, 1 \leq j \leq b-2$.

Clearly D contains exactly k weak kings and the weak king set is $\{x_1, y_1\} \cup \{u_1, u_2, \dots, u_{k-b-2}\} \cup \{x_2, y_2\} \cup \{v_1, v_2, \dots, v_{b-2}\}$. D contains exactly s weak serfs with the weak serf set as $\{x_2, y_2\} \cup \{v_1, v_2, \dots, v_{b-2}\} \cup \{z_1, z_2, \dots, z_{s-b}\}$. Also from these k weak kings, exactly b are weak serfs. The weak king-serf set is $\{x_2, y_2\} \cup \{v_1, v_2, \dots, v_{b-2}\}$. ■

Exercise 30.5-5 asks the reader to derive an algorithm for generating an (n, k, s, b) -oriented graph when the hypothesis of Theorem 30.22 is satisfied.

Exercises

- 30.5-1** Give an algorithm that generates an oriented graph with n vertices and exactly 2 kings. Prove the correctness of your algorithm.
- 30.5-2** Draw the graph D^* discussed in Example 30.4.
- 30.5-3** Prove that WEAK-KINGS is correct. Also determine its runtime.
- 30.5-4** Construct an oriented graph with six vertices and exactly one king.
- 30.5-5** Derive an algorithm that takes a 4-tuple (n, k, s, b) satisfying the hypothesis

of Theorem 30.22 as input and generates an (n, k, s, b) -oriented graph. Analyze the performance of your algorithm.

Problems

30-1 Optimal reconstruction of score sets

In connection with the reconstruction of graphs the basic questions are the existence and the construction of at least one corresponding graph. These basic questions are often solvable in polynomial time. In given sense optimal reconstruction is usually a deeper problem.

- Analyse Exercise 30.1-1 and try to find a smaller tournament with score set $\{0, 1, 3, 6, 10\}$.
- Write a back-track program which constructs the smallest tournament whose score set is $\{0, 1, 3, 6, 10\}$.
- Write a back-track program which constructs the smallest tournament arbitrary given score set.
- Estimate the running time of your programmes.

Hint. Read Yao's proof [288].

30-2 Losing set

We define the *losing score* of a vertex as the in-degree of the vertex. The *losing score set* of a tournament is the set of in-degrees of its vertices.

- Give an argument to show that any set of nonnegative integers is the losing score set of some tournament.
- Given a set $L = \{r_1, r_2, \dots, r_n\}$ of nonnegative integers with $r_1 < r_2 - r_1 < r_3 - r_2 < \dots < r_n - r_{n-1}$, write an algorithm to generate a tournament with losing score set L .

30-3 Imbalance sets and score sets

Compare the existence and construction results of score sets and imbalance sets.

30-4 Unicity of imbalance sets

Find imbalance sets of different types of graphs which determine the corresponding score vector in a unique way.

30-5 Score sequences of bipartite graphs

Find a condition for two n -length sequences of nonnegative integers to be the score sequence pair of an (n, n) -bipartite graph.

Chapter Notes

Many classical and several contemporary graph theory textbooks are available to Readers. Such books are e.g. the books of Claude Berge [27] and László Lovász [166]. However, there is a dearth of books focusing on recent advances in the theory of digraphs. The book due to Bang-Jensen and Gutin [17] probably comes closest and the Reader can refer to it for a comprehensive treatment of the theoretical and algorithmic aspects of digraphs.

The books by Harary, Norman and Cartwright [104], and Chartrand, Lesniak and Zhang [47, 48], Gross and Yellen [97] present introductory material on tournaments and score structures. Moon's book on tournaments [185] is also a good resource but is now out of print.

The books A. Schrijver [247] and A. Frank [85] contain reach material on optimization problems connected with directed graphs.

The algorithms discussed in this chapter are not commonly found in literature. In particular the algorithms presented here for constructing tournaments and oriented graphs with special properties are not available in textbooks. Most of these algorithms are based on fairly recent research on tournaments and oriented graphs.

Majority of the researches connected with score sequences and score sets were inspired by the work of H. G. Landau, K. B. Reid and J. W. Moon. For classical and recent results in this area we refer to the excellent surveys by Reid [231, 234, 235]. Landau's pioneering work on kings and score structure appeared in 1953 [159]. Reid stated his famous score set conjecture in [231]. Partial results were proved by M. Hager [99]. Yao's proof of Reid's conjecture appeared in English in 1989 [288]. The comment of Q. Li on Reid's conjecture and Yao's proof was published in 2006 [161]. The construction of a new special tournament with a prescribed score set is due to Pirzada and Naikoo [217]. The score structure for 1-tournaments was introduced by H. G. Landau [159] and extended for k -tournaments by J. W. Moon in 1963. This result of Moon later was reproved by Avery for $k = 2$ and for arbitrary k by Kemnitz and Doff [142]. Score sets of 2-tournaments were investigated by Pirzada and Naikoo in 2008 [220].

Authors of a lot of papers investigated the score sets of different generalized tournament, among others Pirzada, Naikoo and Chisthi in 2006 (bipartite graphs), Pirzada and Naikoo in 2006 [218] (k -partite graphs), Pirzada and Naikoo in 2006 [219] (k -partite tournaments@ k -partite tournaments).

The basic results on kings are due to K. Brooks Reid [232, 233, 234, 235] and Vojislav Petrović [37, 206, 207, 208, 209].

The problem of the unicity of score sequences was posed and studied by Antal Iványi and Bui Minh Phong [134]. Another unicity results connected with tournaments was published e.g. by P. Tetali, J. W. Moon and recently by Chen et al. [49, 50, 186, 267].

The term king in tournaments was first used by Maurer [173]. Strong kings were introduced by Ho and Chang [113] and studied later by Chen et al. [49, 50], while Pirzada and Shah [224] introduced weak kings in oriented graphs. The problems connected with 3-kings and 4-kings were discussed by Tan in [264] and the construction of tournaments with given number of strong kings by Chen et al. in [50].

The difference of the out-degree and of the in-degree of a given vertex is called *the imbalance* of the given vertex. The imbalance set of directed multigraphs were studied by Pirzada, Naikoo, Samee and Iványi in [222], while the imbalance sets of multipartite oriented graphs by Pirzada, Al-Assaf and Kayibi [214].

An interesting new direction is proposed by L. B. Beasley, D. E. Brown, and K. B. Brooks in [23]: the problem is the reconstruction of tournaments on the base of the partially given out-degree matrix.

In connection with Problem 1 see Yao's paper [288] and Chapter *Score sets and*

kings and [168].

To solve Problem 2 you can find some results on losing scores in the paper Pirzada, Zhou and Iványi [229].

You can find hints for the solution of Problem 3 and Problem 4 in the recent papers in imbalances [214, 211, 222].

In connection with Problem 5 it is worth to read the paper of Brualdi [39], Gale [89], Krause [153], Ryser [243] and Sótér, Iványi, and Lucz [259].

Bibliography

- [1] P. Acosta, A. Bassa, A. Chaikin, A. Reihl, A. Tingstad, D. J. [Kleitman](#). On a conjecture of Brualdi and Shen on tournament score sequences. *Journal of [Graph Theory](#)*, 44:215–230, 2003. MR2012804 (2004h:05053). [1264](#)
- [2] J.-P. [Allouche](#), M. Baake, J. [Cassaigne](#), D. [Damanik](#). Palindrome complexity. *Theoretical Computer Science*, 292:9–31, 2003. [1350](#)
- [3] N. [Anbarci](#). Noncooperative foundations of the area monotonic solution. *The Quarterly Journal of [Economics](#)*, 108:245–258, 1993. [1387](#)
- [4] M.-C. [Anisiu](#). Finite words with special complexity properties. *Pure Mathematics and Applications*, 13:31–37, 2002. [1350](#), [1445](#), [1448](#), [1457](#)
- [5] M.-C. [Anisiu](#), V. [Anisiu](#), Z. [Kása](#). Total palindrome complexity of finite words. *Discrete Mathematics*, 310:109–114, 2010. [1350](#)
- [6] M.-C. [Anisiu](#), Z. [Blázsik](#), Z. [Kása](#). Maximal complexity of finite words. *Pure Mathematics and Applications*, 13:39–48, 2002. [1457](#), [1459](#), [1460](#)
- [7] M.-C. [Anisiu](#), J. [Cassaigne](#). Properties of complexity function for finite words. *Revue Anal. Numér. Theor. Approx.*, 33(2):123–139, 2004. [1457](#), [1459](#), [1460](#)
- [8] M.-C. [Anisiu](#), A. [Iványi](#). [Two-dimensional](#) arrays with maximal complexity. *Pure Mathematics and Applications*, 17(3–4):197–204, 2006. [1458](#), [1460](#)
- [9] B. Arazi. Position recovery using binary sequences. *Electronic Letters*, 20:61–62, 1984. [1428](#)
- [10] P. [Arnoux](#), C. [Mauduit](#), I. Shiokawa, J. Tamura. Complexity of sequences defined by billiard in the cube. *Bulletin de la Société Mathématique de [France](#)*, 122(1):1–12, 1994. MR1259106 (94m:11028). [1350](#)
- [11] M. [Ascher](#). Mu torere: an analysis of a maori game. *Math. Mag.*, 60(2):90–100, 1987. [1310](#)
- [12] P. Avery. Score sequences of oriented graphs. *Journal of [Graph Theory](#)*, 15:251–257, 1991. MR1111988 (92f:05042). [1264](#), [1282](#)
- [13] M. Baake. A note on palindromicity. *Letters in Mathematical [Physics](#)*, 49(3):217–227, 1999. [1350](#)
- [14] E. Balas, S. G. Ceria, G. Cornuéjols. Cutting plane algorithm for mixed 0-1 programs. *Mathematical Programming*, 58:295–324, 1993. [1260](#)
- [15] E. Balas, R. G. Jeroslow. Strengthening cuts for mixed integer programs. *European Journal of Operations Research*, 4:224–234, 1980. [1261](#)
- [16] Ch. Bang, H. H. Sharp Jr.. Score vectors of tournaments. *Journal of [Combinatorial Theory Series A](#)*, 26(1):81–84, 1979. MR0525820 (80d:05025). [1264](#)
- [17] J. [Bang-Jensen](#), G. [Gutin](#). *Digraphs: Theory, Algorithms and Applications* (1st edition). Springer, 2009. MR2472389 (2009k:05001). [1501](#)

- [18] T. M. Barnes, C. D. [Savage](#). A recurrence for counting graphical partitions. *Electronic Journal of [Combinatorics](#)*, 2, 1995. R11, 10 pp., MR1329367 (96b:05013). Comment 1 in the same number, MR1711770. [1310](#)
- [19] T. M. Barnes, C. D. [Savage](#). Efficient generation of graphical partitions. *Discrete Applied Math.*, 78(1–3):17–26, 1997. MR1475813 (98h:05019). [1310](#)
- [20] C. [Barnhart](#), E. L. [Johnson](#), G. [Nemhauser](#), M. [Savelsbergh](#), P. [Vance](#). [Branch-and-Price](#): Column generation for solving huge integer programs. *Operations Research*, 46:316–329, 1998. [1261](#)
- [21] M. Barrus, M. Kumbhat, S. G. Hartke. Graph classes characterized both by forbidden subgraphs and degree sequences. *Journal of [Graph Theory](#)*, 57(1):131–148, 2008. MR2374237 (2008m:05251). [1264](#)
- [22] E. [Beale](#), R. Small. Mixed integer programming by a branch-and-bound technique. In W. A. Kalenich (Ed.), *Proceedings of IFIP Congress* New York, May 1865, 450–451 pages, 1965. [Spartan Books](#). [1260](#)
- [23] L. B. Beasley, D. E. Brown, K. B. [Reid](#). Extending partial tournaments. *Mathematical and Computer [Modelling](#)*, 50(1–2):287–291, 2009. MR2542610 (2010i:05141). [1264](#), [1502](#)
- [24] A. [Bege](#). *Pigeonhole Principle Problems* (Hungarian). Presa Universitară [Clujeană](#), 2007. MR2499619. [1270](#)
- [25] A. [Bege](#), Z. [Kása](#). *Algorithmic Combinatorics and Number Theory* (Hungarian). Presa Universitară [Clujeană](#), 2006. [1270](#)
- [26] N. [Bell](#), M. [Garland](#). Implementing sparse matrix-vector multiplication on throughput-oriented processors. In *SC'09: Proceedings of the Conference on High Performance Computing Networking, Storage and Analysis*, 1–11 pages. [ACM](#), 2009. [1413](#)
- [27] C. [Berge](#). *Graphs and Hypergraphs* (2nd revised edition). [North-Holland](#), 1976. MR0384579 (52 #5453). [1264](#), [1286](#), [1444](#), [1501](#)
- [28] C. [Berge](#). *Hypergraphs*. [North-Holland](#), 1989. North-Holland Mathematical Library, 45. MR1013569 (90h:05090). [1286](#)
- [29] V. [Berthé](#), L. Vuillon. Palindromes and two-dimensional sturmian sequences. *Journal of [Automata, Languages and Combinatorics](#)*, 6(2):121–138, 2001. [1350](#)
- [30] Z. [Blázsik](#), Z. [Kása](#). Dominating sets in De Bruijn graphs. *Pure Mathematics and Applications*, 13(1–2):79–85, 2002. [1457](#)
- [31] F. Boesch, F. [Harary](#). Line removal algorithms for graphs and their degree lists. special issue on large-scale networks and systems. *IEEE Transactions on Circuits and Systems*, CAS-23(12):778–782, 1976. MR0490474 (58 #9819). [1264](#)
- [32] J. Bond, A. [Iványi](#). Modelling of interconnection networks using de bruijn graphs. In A. [Iványi](#) (Ed.), *Third Conference of Program Designer, ELTE, Budapest*, 75–87 pages, 1987. [1462](#)
- [33] J-P. Borel, C. Reutenauer. Palindrome factors of billiard words. *Theoretical Computer Science*, 340:334–348, 2005. [1350](#)
- [34] S. [Bozóki](#), J. [Fülöp](#), A. [Poesz](#). On pairwise comparison matrices that can be made consistent by the modification of a few elements. *Central [European Journal of Operation Research](#)*, 19:157–175, 2011. [1262](#)
- [35] S. [Bozóki](#), J. [Fülöp](#), L. [Rónyai](#). On optimal completion of incomplete pairwise comparison matrices. *Mathematical and Computer [Modelling](#)*, 52(1–2):318–333, 2010. MR2645943. [1262](#)

- [36] A. Brauer, I. C. Gentry, K. Shaw. A new proof of a theorem by H. G. Landau on tournament matrices. *Journal of [Combinatorial Theory](#)*, 5:289–292, 1968. MR0231738 (38 #66). [1276](#)
- [37] D. Brčanov, V. [Petrović](#). Toppling kings in multipartite tournaments by introducing new kings. *[Discrete Mathematics](#)*, 310(19):2250–2554, 2010. MR2669378 (2011e:05094). [1287](#), [1502](#)
- [38] S. [Brelk](#), S. Hamel, M. [Nivat](#), C. Reutenauer. On the palindromic complexity of infinite words. *[International Journal of Foundations of Computer Science](#)*, 15(2):293–306, 2004. MR2071459 (2005d:68109). [1350](#)
- [39] A. R. [Brualdi](#). Short proofs of the gale & ryser and ford & fulkerson characterizations of the row and column sum vectors of $(0, 1)$ -matrices. *[mathematical Inequalities and Applications](#)*, 4(1):157–159, 2001. [1503](#)
- [40] A. R. [Brualdi](#), K. Kiernan. Landau’s and Rado’s theorems and partial tournaments. *[Electronic Journal of Combinatorics](#)*, 16(#N2):6 pp, 2009. MR2475542 (2010b:05076). [1264](#)
- [41] A. R. [Brualdi](#), J. Shen. Landau’s inequalities for tournament scores and a short proof of a theorem on transitive sub-tournaments. *[Journal of Graph Theory](#)*, 38(4):244–254, 2001. MR1864924 (2002g:05056). [1264](#)
- [42] N. G. Bruijn. A combinatorial problem. *[Nederlandse Akademie van Wetenschappen. Proceedings](#)*, 49:758–764, 1946. [1431](#), [1460](#), [1461](#)
- [43] F. W. Burton, M. Huntbach, G. McKeown, V. Rayward-Smith. Parallelism in branch and bound algorithms. Technical Report of Mathematical Algorithms Group-2, Internal Report CSA/3, University of East Anglia, Norwich, 1983. [1260](#)
- [44] A. Carpi, A. de Luca. Words and special factors. *[Theoretical Computer Science](#)*, 254:145–182, 2001. [1457](#)
- [45] J. [Cassaigne](#). Complexité et facteurs spéciaux. *[Bulletin of Bull. Belgian Mathematical Society Simon Stevin](#)*, 4(1):67–88, 1997. [1350](#)
- [46] J. [Cassaigne](#), I. Kaboré, T. Tapsoba. On a new notion of complexity on infinite words. *[Acta Univ. Sapientiae, Mathematica](#)*, 2:127–136, 2010. [1350](#)
- [47] G. [Chartrand](#), L. [Lesniak](#). *[Graphs and Digraphs](#)* (4th edition). Chapman and Hall/[CRC Press](#), 2005. MR2107429 (2005g:05001). [1502](#)
- [48] G. [Chartrand](#), L. [Lesniak](#), P. Zhang. *[Graphs and Digraphs](#)* (5th edition). Chapman and Hall/[CRC Press](#), 2010. MR2766107. [1502](#)
- [49] A. Chen. *The strong kings of tournaments*. PhD thesis, National Taiwan University of Science and Technology, 2007. [1502](#)
- [50] A. Chen, J. Chang, Y. Cheng, Y. Wang. The existence and uniqueness of strong kings in tournaments. *[Discrete Mathematics](#)*, 308(12):2629–2633, 2008. MR2410473 (2009c:05095). [1502](#)
- [51] C. [Choffrut](#), J. [Karhumäki](#). Combinatorics of words. In G. [Rozenberg](#) (Ed.), *[Handbook of Formal Languages](#)*, Vol. I-III. [Springer](#), 1997. MR2071459 (2005d:68109). [1349](#)
- [52] S. A. Choudum. A simple proof of the Erdős-Gallai theorem on graph sequences. *[Bull. Austral. Math. Soc.](#)*, 33:67–70, 1986. MR0823853 (87c:05100). [1305](#)
- [53] F. Chung, R. L. Graham. Quasi-random graphs with given degree sequences. *[Random Structures Algorithms](#)*, 32(1):1–19, 2008. MR2371048 (2009a:05189). [1264](#)
- [54] F. [Chung](#), R. L. [Graham](#), P. [Diaconis](#). Universal cycles for combinatorial structures. *[Discrete Mathematics](#)*, 110(1–3):43–59, 1992. [1431](#)
- [55] Y. M. [Chun](#). The equal loss principle for bargaining problems. *[Economics Letters](#)*, 26:103–106, 1988. [1387](#)
- [56] J. C. Cock. Toroidal tilings from de Bruijn cyclic sequences. *[Discrete Mathematics](#)*, 70(2):209–210, 1988. [1431](#), [1432](#), [1461](#)
- [57] T. H. [Cormen](#), C. E. [Leiserson](#), R. L. [Rivest](#), C. [Stein](#). *[Introduction to Algorithms](#)* 3rd edition. The [MIT Press](#)/[McGraw-Hill](#), 2009. MR2572804 (2010j:68001). [1265](#), [1444](#)
- [58] L. J. Cummings, D. Weidemann. Embedded De Bruijn sequences. *[Congressus Numer.](#)*, 53:155–160, 1986. [1460](#)

- [59] D. [Damanik](#), D. Zare. Palindrome complexity bounds for primitive substitution sequences. *Discrete Mathematics*, 222:259–267, 2000. [1350](#)
- [60] G. Dantzig, D. R. Fulkerson, S. Johnson. Solution of a large-scale traveling salesman problem to optimality. *Operations Research*, 2:393–410, 1954. [1261](#)
- [61] J. Dassow, V. Mitrana, A. Salomaa. Operations and languages generating devices suggested by genome evolution. *Theoretical Computer Science*, 270(1–2):701–708, 2002. MR 1871091 (2003g:68068). [1443](#)
- [62] A. de Luca. On the combinatorics of finite words. *Theoretical Computer Science*, 218(1):13–39, 1999. MR1687752 (2000g:68123). [1350](#), [1457](#), [1459](#)
- [63] J. Dénes, A. D. Keedwell. Frequency allocation for a mobile radio telephone system. *IEEE Transactions on Communication*, 36:765–767, 1988. [1428](#)
- [64] J. A. Dossey, A. Otto, L. Spence, C. Van Den Eynden. *Discrete Mathematics*. [Scott](#), Foresman and Company, 1987. [1270](#)
- [65] X. Droubay, G. [Pirillo](#). Palindromes and Sturmian words. *Theoretical Computer Science*, 223(1–2):73–85, 1999. MR1704637 (2000g:68122). [1350](#)
- [66] W. Ebeling, R. Feistel. *Physik der Selbstorganisation und Evolution*. Akademie Verlag, Berlin, 1982. Zbl 0747.92020. [1443](#)
- [67] D. [Eberly](#). *Game Physics*. [Morgan Kaufmann Publishers](#), 2004. [1424](#)
- [68] C. H. [Elzinga](#). Complexity of categorial time series. *Sociological Methods & Research*, 38(3):463–481, 2010. [1350](#)
- [69] C. H. [Elzinga](#), S. Rahmann, H. Wang. Algorithms for subsequence combinatorics. *Theoretical Computer Science*, 409:394–404, 2008. [1350](#)
- [70] W. [Engel](#) (Ed.). *GPU Pro*. [A K Peters](#), 2010. [1427](#)
- [71] P. [Erdős](#), T. [Gallai](#). Graphs with prescribed degrees of vertices (Hungarian). *Matematikai Lapok*, 11:264–274, 1960. [1264](#), [1267](#), [1305](#)
- [72] C. T. Fan, S. M. Fan, S. M. Ma, M. K. [Siu](#). On de Bruijn arrays. *Ars Combinatoria*, 19A:205–213, 1985. [1428](#), [1431](#), [1461](#)
- [73] S. [Ferenczi](#). Complexity of sequences and dynamical systems. *Discrete Mathematics*, 206(1–3):145–154, 1999. MR1665394 (2000f:68093). [1350](#)
- [74] S. [Ferenczi](#), Z. [Kása](#). Complexity for finite factors of infinite sequences. *Theoretical Computer Science*, 218:177–195, 1999. MR1687792 (2000d:68121). [1350](#), [1445](#), [1457](#)
- [75] F. [Fernando](#) (Ed.). *GPU Gems*. [Addison-Wesley](#), 2004. [1427](#)
- [76] T. M. Flye-Sainte. Solution of problem 58. *Intermediare des Mathematiciens*, 1:107–110, 1894. [1428](#), [1461](#)
- [77] N. P. Fogg. *Substitutions in dynamics, arithmetics, and combinatorics (Lecture Notes in Mathematics, Vol. 1794)*. [Springer](#), 2002. [1349](#)
- [78] L. R. Ford, D. R. Fulkerson. *Flows in Networks*. [Princeton University Press](#), 2010. First edition appeared in 1962. MR2729968. [1264](#), [1269](#), [1280](#)
- [79] F. Forgó, J. Szép, F. [Szidarovszky](#). *Introduction to the Theory of Games: Concepts, Methods and Applications*. [Kluwer Academic Publishers](#), 1999. [1387](#)
- [80] J. J. H. Forrest, J. P. H. Hirst, J. Tomlin. Practical solution of large [mixed integer](#) programming problems with umpire. *Management Science*, 20:736–773, 1974. [1260](#)
- [81] A. [Frank](#). On the orientation of graphs. *Journal of the Combinatorial Theory Series B*, 28(3):251–261, 1980. MR0579073 (81i:05075). [1280](#)
- [82] A. [Frank](#). Connections in combinatorial optimization. I. Optimization in graphs (Hungarian). *Matematikai Lapok*, 14(1):20–76, 2008. MR2462485 (2009j:90022). [1264](#)
- [83] A. [Frank](#). Connections in combinatorial optimization. II. Submodular optimization and polyhedral combinatorics (Hungarian). *Matematikai Lapok*, 14(2):14–75, 2008. MR2502046. [1264](#)

- [84] A. Frank. Rooted k -connections in digraphs. *Discrete Applied Mathematics*, 6:1242–1254, 2009. MR2502441 (2010k:05110). [1264](#)
- [85] A. Frank. *Connections in Combinatorial Optimization*. Oxford University Press, 2011. [1280](#), [1502](#)
- [86] A. Frank, A. Gyárfás. How to orient the edges of a graph? In *Combinatorics, Vol. 1* (Proc. Fifth Hungarian Colloquium, Keszthely, 1976), 353–364 pages. North-Holland, 1978. Colloq. Math. Soc. János Bolyai, Vol. 18. [1264](#)
- [87] A. Frank, L. Lap, J. Szabó. A note on degree-constrained subgraphs. *Discrete Mathematics*, 308(12):2647–2648, 2008. MR2410477 (2009e:05081). [1264](#)
- [88] N. Fujimoto. Faster matrix-vector multiplication on geforce 8800gtx. In *Parallel and Distributed Processing, IPDPS 2008*, 1–8 pages. IEEE, 2008. [1413](#)
- [89] D. Gale. A theorem of flows in networks. *Pacific Journal of Mathematics*, 7:1073–1082, 1957. [1503](#)
- [90] S. Gervacio. Score sequences: Lexicographic enumeration and tournament construction. *Discrete Mathematics*, 72(1–3):151–155, 1988. (Proceedings of the First Japan Conference on Graph Theory and Applications, Hakone, 1986). MR0975533 (89k:05040). [1264](#)
- [91] S. Gervacio. Construction of tournaments with a given score sequence. *Southeast Asian Bulletin of Mathematics*, 17(2):151–155, 1993. MR1259991 (95a:05045). [1264](#)
- [92] F. Glover. A multiphase-dual algorithm for zero-one integer programming problem. *Operations Research*, 13:879–919, 1965. [1261](#)
- [93] R. E. Gomory. Outline of an algorithm for integer solutions to linear programs. *Bulletin of American Mathematical Society*, 64:275–278, 1958. [1261](#)
- [94] I. Good. Normally recurring decimals. *Australasian Journal of Combinatorics*, 21:167–169, 1946. [1461](#)
- [95] J. Griggs, K. B. Reid. Landau’s theorem revisited. *Australasian Journal of Combinatorics*, 20:19–24, 1999. MR1723857 (2000g:05068). [1264](#), [1265](#)
- [96] J. L. Griggs, D. Kleitman. Independence and the Havel-Hakimi residue. *Discrete Mathematics*, 127(1–3):209–212, 2004. MR1273603 (95e:05116). [1264](#)
- [97] J. Gross, J. Yellen. *Handbook of Graph Theory* (2nd edition). CRC Press, 2006. MR2181153 (2006f:05001). [1280](#), [1281](#), [1502](#)
- [98] B. Guiduli, A. Gyárfás, S. Thomassé, P. Weidl. 2-partition-transitive tournaments. *Journal of Combinatorial Theory, Series B*, 72(2):181–196, 1998. [1264](#)
- [99] M. Hager. On score sets for tournaments. *Discrete Mathematics*, 58(1):25–34, 1986. [1480](#), [1502](#)
- [100] S. L. Hakimi. On the realizability of a set of integers as degrees of the vertices of a simple graph. I. *Journal of the Society for Applied Mathematics*, 10:496–506, 1962. [1262](#), [1264](#), [1273](#), [1276](#), [1304](#), [1307](#)
- [101] S. Hakimi. On the existence of graphs with prescribed degrees and connectivity. *SIAM Journal of Applied Mathematics*, 26(1):154–164, 1974. [1264](#)
- [102] S. L. Hakimi. On the realizability of a set of integers as degrees of the vertices of a simple graph. II Uniqueness. *Journal of the Society for Applied Mathematics*, 11(1):135–147, 1963. [1267](#)
- [103] S. L. Hakimi. On the degrees of the vertices of a directed graph. *Journal of Franklin Institute*, 279:290–308, 1965. [1264](#)
- [104] F. Harary, R. Norman, D. Cartwright. *An Introduction to the Theory of Directed Graphs*. John Wiley and Sons, Inc, 1965. [1502](#)
- [105] H. Harborth, A. Kemnitz. Eine Anzahl der Fussballtabelle. *Mathematische Semesterberichte*, 29:258–263, 1962. [1264](#)
- [106] M. J. Harris, W. V. Baxter, T. Scheuerman, A. Lastra. Simulation of cloud dynamics on graphics hardware. In *Proceedings of the ACM SIGGRAPH/EUROGRAPHICS Conference on Graphics Hardware*, HWWS’03, 92–101 pages, 2003. Eurographics Association. [1419](#)

- [107] J. F. [Harsanyi](#), R. [Selten](#). A generalized nash solution for two-person bargaining with incomplete information. *Management Science*, 12(2):80–106, 1972. [1387](#)
- [108] M. Harvit. Spectrometric imager. *Applied Optics*, 10:1415–1421, 1971. [1428](#)
- [109] V. Havel. A remark on the existence of finite graphs (czech). *Časopis Pěst. Mat.*, 80:477–480, 1955. [1264](#), [1267](#), [1273](#), [1276](#), [1304](#), [1307](#)
- [110] M. Heinz. Zur Teilwortkomplexität für Wörter und Folgen über einem endlichen Alphabet. *Elektronische Informationverarbeitung und Kibernetik*, 13:27–38, 1977. [1445](#), [1448](#), [1457](#)
- [111] R. Hemasinha. An algorithm to generate tournament score sequences. *Math. Comp. Modelling*, 37(3–4):377–382, 2003. [1264](#)
- [112] M. D. Hirschhorn, J. Sellers. Enumeration of unigraphical partitions. *J. Integer Seq.*, 11(4), 2008. [1310](#)
- [113] T. Ho, J. Chang. Sorting a sequence of strong kings in a tournament. *Information Processing Letters*, 87(6):317–320, 2003. [1502](#)
- [114] M. Horváth, A. [Iványi](#). Growing perfect cubes. *Discrete Mathematics*, 308:4378–4388, 2008. [1432](#), [1440](#), [1441](#), [1442](#), [1450](#), [1461](#)
- [115] P. Horváth, D. Illés. Sph-based fluid simulation in distributed environment. In *MIPRO 2009: 32nd International Convention on Information and Communication Technology, Electronics and Microelectronics*, 249–257 pages, 2009. [1425](#)
- [116] L. Hu, C. Lai, P. Wang. On potentially k_5 - h -graphic sequences. *Czechoslovak Math. Journal*, 59(1):173–182, 2009. [1264](#)
- [117] H. Hulett, T. G. Will, , G. J. Woeginger. Multigraph realizations of degree sequences: Maximization is easy, minimization is hard. *Operations Research Letters*, 36(5):594–596, 2008. [1264](#), [1265](#)
- [118] L. Hunyadvári, A. [Iványi](#). On some complexity measures of words. In I. Peák (Ed.), *Automata, Languages and Mathematical Systems*, 7–16 pages. Karl Marx University, Budapest, 1984. Bbl559.68065. [1445](#)
- [119] G. [Hurlbert](#), G. [Isaak](#). On the de Bruijn torus problem. *Combinatorial Theory Series A*, 164(1):50–62, 1993. [1461](#)
- [120] G. [Hurlbert](#), G. [Isaak](#). A meshing technique for de bruijn tori. *Contemporary Mathematics*, 164(1):50–62, 1994. [1431](#), [1433](#), [1461](#)
- [121] G. [Hurlbert](#), C. J. Mitchell, K. G. [Paterson](#). On the existence of the Bruijn tori with two by two window property. *Combinatorial Theory Series A*, 76(2):213–230, 1996. [1461](#)
- [122] T. [Ibataki](#). Computational efficiency of approximate [branch-and-bound](#) algorithms. *Mathematics of Operations Research*, 1:287–298, 1976. [1260](#)
- [123] T. [I](#), S. Inenaga, H. [Bannai](#), M. [Takeda](#). Counting and verifying maximal palindromes. In E. Chavez, S. [Lonardi](#) (Eds.), *Proceeding of 17th International Symposium on String Processing and Information Retrieval* (Los Cabos, Mexico, October 11–19, 2010), Lecture Notes in Computer Science **6393**, 135–146 pages, 2010. [Springer-Verlag](#). [1350](#)
- [124] L. [Ilie](#). Combinatorial complexity measures for strings. In *Recent Advances in Formal Languages*, 149–170 pages. [Springer-Verlag](#), 2006. [1350](#)
- [125] A. [Iványi](#). On the d -complexity of words. *Annales Universitatis Scientiarum Budapestinensis de Rolando Eötvös Nominatae, Sectio Computarorica*, 8:69–90, 1987. [1350](#), [1428](#), [1443](#), [1449](#), [1451](#), [1452](#), [1454](#), [1461](#)
- [126] A. [Iványi](#). Construction of infinite De Bruijn arrays. *Discrete Applied Mathematics*, 22:289–293, 1988/89. [1443](#), [1445](#), [1451](#)
- [127] A. [Iványi](#). Construction of three-dimensional perfect matrices. *Ars Combinatoria*, 29C:33–40, 1990. [1441](#)

- [128] A. [Iványi](#). Reconstruction of complete interval tournaments. *Acta Universitatis Sapientiae, Informatica*, 1(1):71–88, 2009. [1262](#), [1264](#), [1270](#), [1271](#), [1272](#), [1276](#), [1278](#), [1280](#), [1281](#), [1297](#), [1310](#)
- [129] A. [Iványi](#). Reconstruction of complete interval tournaments. II. *Acta Universitatis Sapientiae, Mathematica*, 2(1):47–71, 2010. MR2643935. [1262](#), [1270](#), [1275](#), [1280](#), [1281](#), [1310](#)
- [130] A. [Iványi](#), L. [Lucz](#). Linear Erdős-Gallai test. *Combinatorica*, 2011. submitted. [1262](#), [1264](#), [1307](#)
- [131] A. [Iványi](#), L. [Lucz](#), P. [Sótér](#). On Erdős-Gallai and Havel-Hakimi algorithms. *Acta Universitatis Sapientiae, Informatica*, 3(2), 2011. to appear. [1262](#), [1264](#), [1304](#), [1305](#), [1307](#), [1310](#)
- [132] A. [Iványi](#), L. [Lucz](#), P. [Sótér](#). Quick Erdős-Gallai algorithm (Hungarian). *Alkalmazott Matematikai Lapok*, 2011. submitted. [1262](#), [1264](#), [1307](#), [1310](#)
- [133] A. [Iványi](#), J. Madarász. Perfect hypercubes. *Electronic Notes on Discrete Mathematics*, 2011. (to appear). [1441](#), [1442](#), [1461](#)
- [134] A. [Iványi](#), B. M. [Phong](#). On the unicity of multitournaments. In *Fifth Conference on Mathematics and Computer Science* (Debrecen, June 9–12, 2004), 2004. [1273](#), [1502](#)
- [135] A. [Iványi](#), Z. Tóth. Existence of De Bruijn words. In I. Peák (Ed.), *Second Conference on Automata, Languages and Programming Systems* (Salgótarján, 1988), 165–172 pages. Karl Marx University of Economics, 1988. [1434](#), [1441](#), [1461](#)
- [136] S. Jaeger, R. Lima, B. Mossé. Symbolic analysis of finite words, I: The complexity function. *Bulletin of Brazil Society of Mathematics. New Series*, 457–477 pages, 2013. [1459](#)
- [137] H. Jordon, R. McBride, S. Tipnis. The convex hull of degree sequences of signed graphs. *Discrete Mathematics*, 309(19):5841–5848, 2009. [1264](#)
- [138] E. [Kalai](#), M. [Smorodinsky](#). Other solution to Nash’ bargaining problem. *Econometrica*, 43:513–518, 1975. [1387](#)
- [139] S. F. Kapoor, A. D. Polimeni, C. E. Wall. Degree sets for graphs. *Fundamenta Mathematica*, 95:189–194, 1977. [1265](#)
- [140] Gy. O. H. Katona, G. Korvin. Functions defined on a directed graph. In *Theory of Graphs* (Proceedings of Colloquium, Tihany, 1966). Academic Press, 1966. [1264](#)
- [141] K. Kayibi, M. [Khan](#), S. [Pirzada](#). On imbalances in oriented multipartite graphs. *Acta Univ. Sapientiae, Mathematica*, 3(1), 2011 (accepted). [1310](#)
- [142] A. Kemnitz, S. Dolf. Score sequences of multitournaments. *Congressus Numerantium*, 127:85–95, 1997. MR1604995 (98j:05072). [1264](#), [1267](#), [1268](#), [1273](#), [1310](#), [1502](#)
- [143] [Khronos](#). OpenCL overview. 2010. <http://www.khronos.org/ocle/>. [1389](#)
- [144] H. Kim, Z. Toroczka, I. [Miklós](#), P. [Erdős](#), L. A. Székely. Degree-based graph construction. *Journal of Physics: Mathematical Theory A*, 42(39), 2009. No. 392001 (10 pp.). [1262](#), [1264](#)
- [145] D. [Kleitman](#), D. L. Wang. Algorithms for constructing graphs and digraphs with given valences and factors. *Discrete Mathematics*, 6:79–88, 1973. [1264](#)
- [146] D. [Kleitman](#), K. J. Winston. Forests and score vectors. *Combinatorica*, 1:49–51, 1981. [1264](#)
- [147] C. Klivans, V. Reiner. Shifted set families, degree sequences, and plethysm. *Electron. Journal of Combinatorics*, 15(1), 2008. R14 (pp. 15). [1264](#)
- [148] C. Klivans, B. E. Tenner K. Nyman. Relations on generalized degree sequences. *Discrete Mathematics*, 309(13):4377–4383, 2009. [1264](#)
- [149] D. E. [Knuth](#). *The Art of Computer Programming, Volume 4A. Combinatorial Algorithms*. Addison-Wesley, 2011. [1264](#), [1273](#), [1275](#), [1431](#), [1441](#), [1461](#)
- [150] D. E. [Knuth](#), R. [Graham](#), O. Patashnik. *Concrete Mathematics*. Addison-Wesley, Reading, 1997 (second edition). [1449](#)

- [151] Y. Koh, V. Ree. On k -hypertournament matrices. *Linear Algebra and Applications* (Special Issue on the Combinatorial Matrix Theory Conference, Pohang, China, 2002), 373:183–195, 2003. MR2022286 (2004j:05060). [1287](#)
- [152] G. Kovács, N. Pataki. Deciding the validity of the score sequence of a [football tournament](#) (hungarian), 2002. Scientific student thesis. Eötvös Loránd University, Budapest. [1294](#)
- [153] M. Krause. A simple proof of the gale-ryser theorem. *American Mathematical Monthly*, 4:335–337, 1996. [1503](#)
- [154] G. Kéri. Criteria for matrices of pairwise comparisons (Hungarian). *Sigma*, 36:139–148, 2005. [1262](#)
- [155] Z. Kása. On the d -complexity of strings. *Pure Mathematics and Applications*, 9:119–128, 1998. [1350](#), [1445](#), [1454](#), [1461](#)
- [156] Z. Kása. On scattered subword complexity of finite words. *Acta Univ. Sapientiae, Informatica*, 3(1):127–136, 2010. [1350](#), [1461](#)
- [157] Z. Kása. Super- d -complexity of finite words. In H. Pop, A. Bege (Eds.), *8th Joint Conference on Mathematics and Computer Science MaCS 2010*, (July 14–17, 2010, Komárno, Slovakia), 257–266 pages. Novadat, Győr, 2011. [1350](#), [1461](#)
- [158] A. H. Land, A. Doig. An automatic method of solving [Discrete Programming](#) problems. *Econometrica*, 28:497–520, 1960. [1260](#)
- [159] H. G. Landau. On dominance relations and the structure of animal societies. III. The condition for a score sequence. *Bulletin of Mathematical Biophysics*, 15:143–148, 1953. MR0054933 (14,1000e). [1262](#), [1264](#), [1265](#), [1266](#), [1273](#), [1286](#), [1296](#), [1310](#), [1502](#)
- [160] F. Levé, P. Séébold. Proof of a conjecture on word complexity. *Bulletin of Belgian Mathematical Society Simon Stevin*, 8:277–291, 2001. [1350](#), [1459](#)
- [161] Q. Li. Some results and problems in graph theory. *Annals of New York Academy of Sciences*, 576:336–343, 2006. [1502](#)
- [162] M. Lothaire. *Applied Combinatorics on Words*. [Cambridge](#) University Press, 2005. [1349](#)
- [163] M. Lothaire. *Combinatorics on Words*. [Cambridge](#) University Press, 1997. 2nd edition. [1349](#)
- [164] M. Lothaire. *Algebraic Combinatorics on Words*. [Cambridge](#) University Press, 2002. [1349](#)
- [165] H. (Ed.). *GPU Gems*. [Addison-Wesley](#), 2008. [1427](#)
- [166] L. Lovász. *Combinatorial Problems and Exercises* (2. edtion). AMS [Chelsea](#) Publishing, 2007. First edition: [Academic](#) Press, 1979. MR0537284 (80m:05001). [1264](#), [1304](#), [1307](#), [1431](#), [1501](#)
- [167] L. Lovász, A. Schrijver. Cones of matrices and set-functions and [0-1 optimization](#). *SIAM Journal on Optimization*, 1:166–190, 1991. [1260](#)
- [168] L. Lucz, A. Iványi, P. Sótér. Testing and enumeration of football sequences. In *Abstracts of MaCS 2012*, (Siófok, Hungary, February 9-11, 2012). (submitted). [1262](#), [1294](#), [1295](#), [1297](#), [1298](#), [1299](#), [1301](#), [1302](#), [1503](#)
- [169] S. L. Ma. A note on binary arrays with certain window property. *IEEE Transactions on Information Theory*, 30:774–775, 1984. [1428](#)
- [170] M. Magdics, G. Klár. Rule-based geometry synthesis in real-time. In W. Engel (Ed.), *GPU Pro: Advanced Rendering Techniques*, 41–66 pages. [A K Peters](#), 2010. [1393](#)
- [171] E. S. Mahmoodian. A critical case method of proof in combinatorial mathematics. *Bulletin of qhrefunIranian Mathematical Society*, 8:1L–26L, 1978. MR0531919 (80d:05046). [1264](#)
- [172] M. H. Martin. A problem in arrangements. *Bulletin of American Mathematical Society*, 40:859–864, 1934. [1431](#), [1460](#)
- [173] S. B. Maurer. The king chicken theorems. *Mathematical Magazine*, 53:67–80, 1980. MR0567954 (81f:05089). [1502](#)
- [174] D. Meierling, L. Volkmann. A remark on degree sequences of multigraphs. *Mathematical Methods of Operation Research*, 69(2):369–374, 2009. MR2491819 (2010c:05031). [1264](#)

- [175] N. Mendelsohn, A. Dulmage. Some generalizations of the problem of distinct representatives. *Canadian Journal of Mathematics*, 10:230–241, 1958. MR0095129 (20 #1635). [1280](#)
- [176] N. Metropolis, P. R. Stein. The enumeration of graphical partitions. *European J. Comb.*, 1(2):139–153, 1980. MR0587527 (82e:05080). [1310](#)
- [177] Microsoft. HLSL. 2010. [http://msdn.microsoft.com/en-us/library/bb509561\(v=VS.85\).aspx](http://msdn.microsoft.com/en-us/library/bb509561(v=VS.85).aspx). [1389](#)
- [178] I. Miklós, P. Erdős, L. Soukup. Towards random uniform sampling of bipartite graphs with given degree sequence. ?????, 1–33 pages, 2011. submitted. [1264](#)
- [179] L. Mirsky. *Transversal Theory. An Account of some Aspects of Combinatorial Mathematics*. Mathematics in Science and Engineering, Vol. 75. Academic Press, 1971. 0282853 (44 #87). [1280](#)
- [180] C. J. Mitchell, K. G. Paterson. Decoding perfect maps. *Designs, Codes and Cryptography*, 4:11–30, 1994. [1428](#)
- [181] C. J. Mitchell. Aperiodic and semi-periodic perfect maps. *IEEE Transactions on Information Theory*, 41(1):88–95, 1995. MR1366746 (97b:94018). [1457](#), [1461](#)
- [182] S. Molnár, F. Szidarovszky. *Konfliktushelyzetek megoldási módszerei*. SZIE, 2010. [1387](#)
- [183] J. W. Moon. On the score sequence of an n -partite tournament. *Canadian Journal of Mathematics*, 5:51–58, 1962. aaaaa. [1264](#), [1310](#)
- [184] J. W. Moon. An extension of Landau’s theorem on tournaments. *Pacific Journal of Mathematics*, 13(4):1343–1346, 1963. MR0155763 (27 #5697). [1264](#), [1267](#), [1273](#)
- [185] J. W. Moon. *Topics on Tournaments*. Holt, Rinehart, and Winston, 1963. MR0256919 (41 #1574). [1264](#), [1502](#)
- [186] J. W. Moon. The number of tournaments with a unique spanning cycle. *Journal of Graph Theory*, 53(3):303–308, 1982. MR0666798 (84g:05078). [1502](#)
- [187] D. Mubayi, T. G. Will, D. B. West. Realizing degree imbalances in directed graphs. *Discrete Mathematics*, 41(1):88–95, 1995. MR1850993 (2002e:05069). [1281](#), [1282](#), [1310](#)
- [188] V. V. Nabiyev, H. Pehlivan. Towards reverse scheduling with final states of sports disciplines. *Applied and Computational Mathematics*, 7(1):89–106, 2008. MR2423020 (2009e:90022). [1264](#)
- [189] T. V. Narayana, D. H. Bent. Computation of the number of tournament score sequences in round-robin tournaments. *Canadian Mathematical Bulletin*, 7(1):133–136, 1964. [1264](#)
- [190] T. V. Narayana, R. M. Mathsen, J. Sarangi, J. An algorithm for generating partitions and its application. *Journal of Combinatorial Theory, Series A*, 11:54–61, 1971. [1264](#)
- [191] J. Nash. The bargaining problem. *Econometrica*, 18:155–162, 1950. [1387](#)
- [192] J. Neider, T. Davis, W. Mason. *The Official Guide to Learning OpenGL*. Addison-Wesley, 1994. <http://fly.cc fer.hr/~unreal/theredbook/appendixg.html>. [1393](#)
- [193] M. E. J. Newman, A. L. Barabási. *The Structure and Dynamics of Networks*. Princeton University Press, 2006. [1262](#)
- [194] NVIDIA. Cg homepage. 2010. http://developer.nvidia.com/page/cg_main.html. [1389](#), [1427](#)
- [195] NVIDIA. CUDA Zone. 2010. http://www.nvidia.com/object/cuda_home_new.html. [1389](#), [1427](#)
- [196] Ø. Ore. Studies on directed graphs. I. *Annalen of Mathematics*, 63(2):383–406, 1956. MR0077920 (17,1116i). [1264](#), [1269](#)
- [197] Ø. Ore. Studies on directed graphs. II. *Annalen of Mathematics*, 64(2):142–153, 1956. MR0079767 (18,143c). [1264](#), [1269](#)
- [198] Ø. Ore. Studies on directed graphs. III. *Annalen of Mathematics*, 68(2):526–549, 1958. MR0100851 (20 #7279). [1264](#), [1269](#)

- [199] J. D. [Owens](#), D. [Luebke](#), N. [Govindaraju](#), M. J. [Harris](#), J. [Krüger](#), A. [Lefohn](#), T. [Purcell](#). A survey of general-purpose computation on graphics hardware. *Computer [Graphics](#) Forum*, 26(1):80–113, 2007. [1427](#)
- [200] D. [Palvolgyi](#). Deciding soccer scores and partial orientations of graphs. *Acta Universitatis Sapientiae, [Mathematica](#)*, 1(1):35–42, 2009. [1264](#)
- [201] K. G. [Paterson](#). Perfect maps. *IEEE Transactions on Information Theory*, 40(3):743–753, 1994. [1431](#), [1434](#), [1457](#)
- [202] K. G. [Paterson](#). New classes of perfect maps. i. *Combinatorial Theory Series A*, 73(2):302–334, 1996. [1431](#), [1434](#), [1461](#)
- [203] K. G. [Paterson](#). New classes of perfect maps. ii. *Combinatorial Theory Series A*, 73(2):335–345, 1996. [1431](#), [1434](#)
- [204] A. N. Patrinos, S. L. Hakimi. Relations between graphs and integer-pair sequences. *Discrete Mathematics*, 15(4):147–358, 1976. [1264](#)
- [205] G. Pécsy, L. Szűcs. Parallel verification and enumeration of tournaments. *Studia Universitatis Babeş-Bolyai, [Informatica](#)*, 45(2):11–26, 2000. [1264](#)
- [206] V. Petrović. Bipartite kings. *Novi Sad Journal of Mathematics*, 98(3):237–238, 1995. MR1413963 (97d:05135). [1502](#)
- [207] V. [Petrović](#). Kings in bipartite tournaments. *Discrete Mathematics*, 173(1–3):187–196, 1997. MR1468848 (98g:05067). [1502](#)
- [208] V. [Petrović](#), C. Thomassen. Kings in k -partite tournaments. *Discrete Mathematics*, 98(3):237–238, 1991. MR144406 (92h:05063). [1502](#)
- [209] V. [Petrović](#), M. Trembl. 3-kings in 3-partite tournaments. *Discrete Mathematics*, 173(2–3):177–186, 1998. MR1468848 (98g:05067). [1502](#)
- [210] M. [Pharr](#) (Ed.). *GPU Gems 2*. Addison-Wesley, 2005. [1427](#)
- [211] S. [Pirzada](#), A. [Iványi](#). On imbalances in digraphs. In *Abstracts of [MaCS 2012](#)*, (Siófok, Hungary, February 9–11, 2012). (submitted). [1310](#), [1503](#)
- [212] S. [Pirzada](#). Degree sequences of k -multi-hypertournaments. *Applied Mathematics – Journal of Chinese Universities, Series B*, 31:143–146, 2008. MR2559389 (2011e:05061). [1264](#), [1287](#)
- [213] S. [Pirzada](#). On imbalances in digraphs. *Kragujevac Journal of Mathematics*, 31:143–146, 2008. MR2478609 (2009m:05079). [1287](#), [1310](#)
- [214] S. [Pirzada](#), A. M. Al-Assaf, K. K. Kayibi. On imbalances in oriented multipartite graphs. *Acta Universitatis Sapientiae, [Mathematica](#)*, 3(1):34–42, 2011. [1310](#), [1502](#), [1503](#)
- [215] S. [Pirzada](#), T. A. Chishti, T. A. Naikoo. Score sequences in $[h-k]$ -bipartite hypertournaments (russian). *Discrete Mathematics*, 22(1):150–328, 157. MR2676237 (2011f:05132). [1264](#), [1287](#)
- [216] S. [Pirzada](#), M. [Khan](#). Score sets and kings. In A. [Iványi](#) (Ed.), *Algorithms of Informatics*, 1462–1501 pages. AnTonCom, 2011. [1262](#), [1264](#)
- [217] S. [Pirzada](#), T. A. Naikoo. On score sets in tournaments. *Vietnam Journal of Mathematics*, 34(2):157–161, 2006. [1502](#)
- [218] S. [Pirzada](#), T. A. Naikoo. Score sets in oriented k -partite graphs. *AKCE International Journal of Graphs and Combinatorics*, 3(2):135–145, 2006. [1502](#)
- [219] S. [Pirzada](#), T. A. Naikoo. Score sets in oriented k -partite tournaments. *Journal of Applied Mathematics and Computing*, 22(1–2):237–245, 2006. [1502](#)
- [220] S. [Pirzada](#), T. A. Naikoo. Score sets in oriented graphs. *Applicable Analysis and Discrete Mathematics*, 2:107–113, 2008. [1502](#)
- [221] S. [Pirzada](#), T. A. Naikoo, U. T. Samee. Imbalances in oriented tripartite graphs. *Acta Mathematica Sinica*, 27:927–932, 2010. [1281](#), [1282](#)
- [222] S. [Pirzada](#), T. A. Naikoo, U. T. Samee, A. [Iványi](#). Imbalances in directed multigraphs. *Acta Universitatis Sapientiae, [Mathematica](#)*, 2(2):137–145, 2010. [1281](#), [1282](#), [1283](#), [1284](#), [1285](#), [1502](#), [1503](#)

- [223] S. [Pirzada](#), T. A. Naikoo, G. [Zhou](#). Score lists in tripartite hypertournaments. *Applicable Analysis and Discrete Mathematics*, 23(4):445–454, 2007. [1287](#)
- [224] S. [Pirzada](#), N. A. Shah. Kings and serfs in oriented graphs. *Mathematica Slovaca*, 58(3):277–288, 2008. [1502](#)
- [225] S. [Pirzada](#), M. Shidiqi, U. Samee. Inequalities in oriented graph scores. II. *Bulletin of Allahabad Mathematical Society*, 23:389–395, 2008. [1264](#)
- [226] S. [Pirzada](#), M. Shidiqi, U. Samee. On mark sequences in 2-digraphs. *Journal of Applied Mathematics and Computation*, 27(1–2):379–391, 2008. [1264](#)
- [227] S. [Pirzada](#), M. Shidiqi, U. Samee. On oriented graph scores. *Mat. Vesnik*, 60(3):187–191, 2008. [1264](#)
- [228] S. [Pirzada](#), G. A. [Zhou](#). Score sequences in oriented k -hypergraphs. *European Journal of Pure and Applied Mathematics*, 1(3):10–20, 2008. [1264](#)
- [229] S. [Pirzada](#), G. A. [Zhou](#), A. [Iványi](#). On k -hypertournament losing scores. *Acta Univ. Sapientiae, Informatica*, 2(2):184–193, 2010. [1262](#), [1288](#), [1289](#), [1290](#), [1503](#)
- [230] I. S. Reed, R. M. Stewart. Note on the existence of perfect maps. *IRE Transactions on Information Theory*, 8:10–12, 1962. [1428](#), [1461](#)
- [231] K. B. [Reid](#). Score sets for tournaments. *Congressus Numerantium*, 21:607–618, 1978. [1265](#), [1480](#), [1502](#)
- [232] K. B. [Reid](#). Tournaments with prescribed numbers of kings and serfs. *Congressus Numerantium*, 29:809–826, 1980. MR0608478 (82d:05064). [1502](#)
- [233] K. B. [Reid](#). Every vertex a king. *Discrete Mathematics*, 38(1):93–98, 1982. MR0676524 (84d:05091). [1502](#)
- [234] K. B. [Reid](#). Tournaments: Scores, kings, generalisations and special topics. *Congressus Numerantium*, 115:171–211, 1996. MR1411241 (97f:05081). [1264](#), [1265](#), [1502](#)
- [235] K. B. [Reid](#). Tournaments. In J. L. [Gross](#), J. [Yellen](#) (Eds.), *Handbook of Graph Theory*, 156–184 pages. [CRC Press](#), 2004. [1265](#), [1502](#)
- [236] K. B. [Reid](#), L. W. Beineke. Tournaments. In L. W. Beineke, R. Wilson (Eds.), *Selected Topics in Graph Theory*, 169–204 pages. [Academic Press](#), 1979. [1267](#)
- [237] K. B. [Reid](#), C. Q. Zhang, C. Q.. Score sequences of semicomplete digraphs. *Bulletin of Institute of Combinatorial Applications*, 124:27–32, 1998. MR ??? [1264](#), [1265](#)
- [238] G. Reinelt (Ed.). *The Traveling Salesman*. Lecture Notes in [Computer Science](#). [Springer](#), 2004. [1261](#)
- [239] Ø. J. Rødseth, J. A. Sellers, H. Tverberg. Enumeration of the degree sequences of non-separable graphs and connected graphs. *European J. Comb.*, 30(5):1309–1319, 2009. MR2514654 (2010b:05086). [1264](#), [1310](#)
- [240] G. Rozenberg, A. Salomaa (Eds.). *Handbook of Formal Languages. Vol. 1*. [Springer-Verlag](#), Berlin, 1997. MR98d681. [1444](#)
- [241] F. Ruskey, F. Cohen, F. R., P. Eades, A. Scott. Alley cats in search of good homes. *Congressus Numerantium*, 102:97–110, 1994. [1264](#)
- [242] H. Ryser. Matrices of zeros and ones in combinatorial mathematics. In *Recent Advances in Matrix Theory*, 103–124 pages. University of Wisconsin Press, 1964. [1264](#)
- [243] H. Ryser. Combinatorial properties of matrices of zeros and ones. *Canadian Journal of Mathematics*, 9:371–377, 1994. [1503](#)
- [244] U. Samee, T. A. Chishti. On imbalances in oriented bipartite graphs. *Eurasian mathematical Journal*, 1(2):136–141, 2010. [1310](#)
- [245] U. Samee, F. Merajuddin, P. [Pirzada](#), A. Naikoo. Mark sequences in bipartite 2-digraphs. *International Journal of Mathematical Sciences*, 6(1):97–105, 2007. MR2472913 (2010b:05078). [1264](#)
- [246] C. Savage. A survey of combinatorial gray codes. *SIAM Review*, 39:605–629, 1997. [1462](#)
- [247] A. [Schrijver](#) (Ed.). *Combinatorial Optimization. Vol. A. Paths, Flows, Matchings; Vol. B. Matroids, Trees, Stable Sets. Vol. C. Disjoint Paths, Hypergraphs*. [Springer](#), 2003. MR1956924 (2004b:90004a), MR1956925 (2004b:90004b), MR1956926 (2004b:90004c). [1502](#)

- [248] J. K. Senior. Partitions and their representative graphs. *American Journal of Mathematics*, 73:663–689, 1951. [1264](#)
- [249] J. O. Shallit. On the maximum number of distinct factors in a binary string. *Graphs and Combinatorics*, 9:197–200, 1993. [1350](#), [1445](#), [1448](#), [1454](#), [1457](#), [1460](#)
- [250] H. D. Sherali, W. P. Adams. A hierarchy of relaxations between the continuous and convex hull representations for [zero-one programming](#) problems. *SIAM Journal on Discrete Mathematics*, 3:411–430, 1990. [1260](#)
- [251] G. Sierksma, H. Hoogeveen. Seven criteria for integer sequences being graphic. *Journal of Graph Theory*, 15(2):223–231, 1991. [1264](#), [1305](#)
- [252] R. Simion. Convex polytopes and enumeration. *Advances Appl. Math.*, 18(2):149–180, 1996. [1310](#)
- [253] N. A. J. Sloane, S. Plouffe. *The Encyclopedia of Integer Sequences. With a separately available computer disk.* Elsevier Academic Press, 1995. MR1327059 (96a:11001). [1310](#)
- [254] N. A. J. Sloane. Encyclopedia of integer sequences, 2011. <http://oeis.org/Seis.html>. [1307](#), [1310](#)
- [255] N. A. J. Sloane. The number of bracelets with n red, 1 pink and $n - 1$ blue beads, 2011. <http://oeis.org/A005654>. [1310](#)
- [256] N. A. J. Sloane. The number of degree-vectors for simple graphs, 2011. <http://oeis.org/A004251>. [1310](#)
- [257] N. A. J. Sloane. The number of ways to put $n + 1$ indistinguishable balls into $n + 1$ distinguishable boxes, 2011. <http://oeis.org/A001700>. [1310](#)
- [258] J. Stam. Stable fluids. In *Proceedings of SIGGRAPH 99*, Computer Graphics Proceedings, Annual Conference Series, 121–128 pages, 1999. [1417](#)
- [259] P. Sótér, A. Iványi, L. Lucz. On the degree sequences of bipartite graphs. In *Abstracts of MaCS 2012*, (Siófok, Hungary, February 9-11, 2012). (submitted). [1262](#), [1264](#), [1503](#)
- [260] F. Szidarovszky, M. E. Gershon. *Techniques for Multiobjective Decision Making in Systems Management.* Elsevier Press, 1986. [1387](#)
- [261] L. Szirmay-Kalos, L. Szécsi, M., Sbert. *GPU-Based Techniques for Global Illumination Effects.* Morgan and Claypool Publishers, 2008. [1390](#), [1427](#)
- [262] L. Szirmay-Kalos, B. Tóth, M. Magdics, D. Légrády, A. Penzov. Gamma photon transport on the GPU for PET. *Lecture Notes on Computer Science*, 5910:433–440, 2010. [1406](#)
- [263] L. Székely, L. Clark, R. An inequality for degree sequences. *Discrete Mathematics*, 103(3):293–300, 1992. [1264](#)
- [264] B. Tan. On the 3-kings and 4-kings in multipartite tournaments. *Discrete Mathematics*, 306(21):2702–2710, 2006. MR2263727 (2007f:05079). [1502](#)
- [265] N. Tatarchuk, P. Sander, J. L. Mitchell. Early-z culling for efficient GPU-based fluid simulation. In W. Engel (Ed.), *ShaderX 5: Advanced Rendering Techniques*, 553–564 pages. Charles River Media, 2006. [1421](#)
- [266] A. D. Taylor, A. Pacelli. *Mathematics and Politics.* Springer-Verlag, 2008. [1387](#)
- [267] P. Tetali. A characterization of unique tournaments. *Journal of Combinatorial Theory, Ser. B.*, 72(1):157–159, 1998. MR1604650 (98h:05086). [1502](#)
- [268] C. Thomassen. Landau’s characterization of tournament score sequences. In G. Chartrand et al. (Ed.), *The Theory and Applications of Graphs* (Kalamazoo, MI, 1980), 589–591 pages. John Wiley & Sons, 1981. [1264](#), [1265](#), [1266](#), [1267](#), [1268](#)
- [269] W. Thomson. Cooperative models of bargaining. In R. J. Aumann, S. Hart (Eds.), *Handbook of Game Theory.* Elsevier, 1994. [1387](#)

- [270] J. Tomlin. An improved branch-and-bound method for integer programming. *Operations Research*, 31:1070–1075, 1971. [1260](#)
- [271] A. Tripathi, H. Tyagy. A simple criterion on degree sequences of graphs. *Discrete Applied Mathematics*, 156(18):3513–3517, 2008. [1264](#), [1265](#)
- [272] A. Tripathi, S. Venugopalan, D. B. West. A short constructive proof of the erdős-gallai characterization of graphic lists. *Discrete Mathematics*, 310(4):833–834, 2010. [1305](#)
- [273] A. Tripathi, S. Vijay. A note on a theorem of erdős and gallai. *Discrete Mathematics*, 265(1–3):417–420, 2003. [1264](#)
- [274] A. Tripathi, S. Vijay. On the least size of a graph with a given degree set. *Discrete Mathematics*, 154(17):530–2536, 2006. [1265](#)
- [275] O. G. [Troyanskaya](#), O. Arbell, Y. Koren, G. M. [Landau](#), A. Bolshoy. Sequence complexity profiles of prokaryotic genomic sequences: A fast algorithm for calculating linguistic complexity. *Bioinformatics*, 18:679–688, 2002. [1350](#)
- [276] R. van den Brink, R. Gilles. Ranking by outdegree for directed graphs. *Discrete Mathematics*, 271(1–3):261–270, 2003. [1264](#)
- [277] R. van den Brink, R. Gilles. The outflow ranking method for weighted directed graphs. *European Journal of Operation Research*, 2:484–491, 2009. [1264](#)
- [278] B. Vizvári. *Integer Programming*. Hungarian. [Tankönyvkiadó](#), 1990. [1260](#)
- [279] L. Volkmann. Degree sequence conditions for super-edge-connected oriented graphs. *J. Combin. Math. Combin. Comput.*, 68:193–204, 2009. [1264](#)
- [280] N. Vörös. On the complexity of symbol sequences. In *Conference of Young Programmers and Mathematicians* (ed. A. Iványi), Eötvös Loránd University, Budapest, 43–50 pages, 1984. [1451](#)
- [281] C. Wang, G. [Zhou](#). Note on the degree sequences of k -hypertournaments. *Discrete Mathematics*, 11:2292–2296, 2008. MR2404558 (2009b:05073). [1264](#)
- [282] D. L. Wang, D.-J. Kleitman. On the existence of n -connected graphs with prescribed degrees ($n \geq 2$). *Networks*, 3:225–239, 1973. MR0340118 (49 #4874). [1264](#)
- [283] E. W. [Weisstein](#). [Degree Sequence](#), 2011. From MathWorld—Wolfram Web Resource. [1264](#)
- [284] E. W. [Weisstein](#). [Graphic Sequence](#), 2011. From MathWorld—Wolfram Web Resource. [1264](#)
- [285] T. Will, H. Hulett. Parsimonious multigraphs. *SIAM J. Discrete Math.*, 18(2):241–245, 2004. MR2112502 (2005h:05053). [1265](#)
- [286] K. J. Winston, D.-J. Kleitman. On the asymptotic number of tournament score sequences. *Journal of Combinatorial Theory Series A*, 35(2):208–230, 1983. MR0712106 (85b:05093). [1264](#)
- [287] E. Yang, Z. The shortest common superstring problem: average case analysis for both exact and approximate matching. *IEEE Transactions on Information Theory*, 45(6):1867–1886, 1999. [1445](#)
- [288] T. Yao. On Reid conjecture of score sets for tournaments. *Chinese Science Bulletin*, 10:804–808, 1989. MR1022031 (90g:05094). [1265](#), [1480](#), [1501](#), [1502](#)
- [289] J.-M. Yin, G. Chen, J. [Schmitt](#). Graphic sequences with a realization containing a generalized friendship graph. *Discrete Mathematics*, 24:6226–6232, 2008. MR2464911 (2009i:05065). [1264](#)
- [290] F. Zhe, F. Qiu, A. Kaufman, S. Yoakum-Stover. GPU cluster for high performance computing. In *Proceedings of the 2004 ACM/IEEE Conference on Supercomputing*, SC’04, 47–59 pages, 2004. [IEEE](#) Computer Society. [1427](#)
- [291] G. [Zhou](#), S. [Pirzada](#). Degree sequence of oriented k -hypergraphs. *Journal of Applied Mathematics and Computation*, 27(1–2):149–158, 2008. MR2403149 (2009b:05193). [1264](#), [1286](#), [1287](#)
- [292] G. [Zhou](#), T. Yao, K. Zhang. On score sequences of k -hypertournaments. *European Journal of Combinatorics*, 21:993–1000, 2000. MR1797681 (2001k:05153). [1286](#), [1287](#)

This bibliography is made by HBibT_EX. First key of the sorting is the name of the authors (first author, second author etc.), second key is the year of publication, third key is the title of the document.

Underlying shows that the electronic version of the bibliography on the homepage of the book contains a link to the corresponding address.

Subject Index

This index uses the following conventions. Numbers are alphabetised as if spelled out; for example, “2-3-4-tree” is indexed as if were “two-three-four-tree”. When an entry refers to a place other than the main text, the page number is followed by a tag: *exe* for exercise, *exa* for example, *fig* for figure, *pr* for problem and *fn* for footnote.

The numbers of pages containing a definition are printed in *italic* font, e.g.

time complexity, *583*.

A

(*a, b, k, m, n*)-supertournament, [1262](#), [1286](#)

(*a, b, n*)-tournament, [1463](#)

(*a, b, n*)-tournament, [1264](#)

absolute minimal cut, [1259](#)

(*a, b*)-tournament, [1463](#)

accumulation, [1397](#)

ADDING-CONSTRUCTION, [1478](#), [1479](#)

ALL-DE-BRUIJN, [1319](#)

aperiodic array, [1456](#)

API, [1388](#)

Application Programming Interfaces, [1388](#)

Applications of Pareto games, [1379](#)–[1381](#)

array processors, [1398](#)

a-sized subarray, [1429](#)

Assignment Problem, [1260](#)*pr*

assignment problem, [1258](#)

atomic add, [1409](#)

axiomatic methods, [1382](#)–[1386](#)

B

B&B-LIST, [1253](#)

balanced word, [1315](#)

basic dual feasible solution, [1235](#)

basic feasible solution, [1235](#)

Basic Linear Algebra Subprograms, [1400](#)

basic primal feasible solution, [1235](#)

basic solution, [1235](#)

basis functions, [1414](#)

$B(n, d, i)$, [1340](#)

bi-linear filtering, [1397](#)

bipartite graph, [1502](#)

bipartite tournament, [1492](#)*exe*

BLAS, [1400](#)

blending, [1394](#)

Borda measure, [1373](#), [1376](#), [1378](#), [1387](#)

BORDA-MEASURE-METHOD, [1376](#)

BOUNDNESS-TEST, [1295](#)

b-periodic array, [1429](#)

BRANCH-AND-BOUND, [1226](#)

Branch and Cut, [1255](#)

Branch and Price method, [1260](#)

branching, [1211](#)

BRANCH-RECONSTRUCTION, [1253](#)

C

camera space, [1390](#)

camera transformation, [1391](#)

Cartesian coordinates, [1392](#)

caustic renderer, [1408](#)*exe*

cell, [1429](#)

CELLULAR, [1434](#), [1435](#)

cellular array, [1429](#)

Cg, [1389](#)

Champernowne word, [1314](#), [1347](#)

CHARACTERISTIC-FUNCTION, [1369](#)

chess-bridge tournament, [1263](#)

chess-tennis tournament, [1263](#)

circuit, [1349](#)*pr*

clipping, [1391](#), [1393](#)

coalition, [1369](#)

collective decision-making, [1372](#)–[1379](#)

collective preference structure, [1372](#)

COLOUR, [1436](#)

comparison based ranking, [1463](#)

complete sport, [1263](#)

- complexity, [1322](#)
 - (d_1, d_2) -complexity, [1332](#)
 - global maximal, [1322](#), [1326](#)
 - lower maximal, [1322](#)
 - lower total, [1322](#)
 - maximal, [1322](#)
 - maximal complexity, [1325](#)
 - palindrome, [1343](#)
 - subword, [1322](#), [1323](#)
 - total, [1322](#), [1329](#)
 - upper maximal, [1322](#)
 - window, [1322](#)
 - word, [1322](#)
- complexity function, [1457](#)
- computational fluid dynamics, [1415](#)
- Compute Unified Device Architecture, [1409](#)
- Conflict situations,
 - conflict situations,
 - consequential space, [1352](#)
- Continuous Knapsack Problem, [1260](#)*pr*
- continuous relaxation, [1211](#)
- CUDA, [1389](#), [1409](#)
- Cut and Branch, [1259](#)
- cycle, [1480](#)*exe*
- cyclical word, [1446](#)
- D**
- d -middle sequence, [1341](#)
- (d_1, d_2) -complexity, [1332](#)
- d -characteristic function, [1444](#)
- d -COMPLEXITY, [1450](#)
- d -complexity function, [1444](#)
- d -covering word, [1445](#)
- d -dimensional n -ary array, [1429](#)
- De Bruijn
 - De Bruijn graph, [1316](#)
 - De Bruijn tree, [1319](#)
 - De Bruijn word, [1317](#)
- De Bruijn graph, [1316](#)*fig*, [1317](#), [1329](#), [1349](#)*pr*
- De Bruijn sequence, [1429](#)
- De Bruijn tree, [1319](#), [1320](#)*fig*
- De Bruijn word, [1317](#)–[1319](#), [1328](#), [1329](#)
- (d_1, d_2) -complexity, [1332](#)
- (d_1, d_2) -subword, [1332](#)
- depth buffer, [1392](#)
- depth buffer algorithm, [1392](#)
- depth stencil texture, [1392](#)
- depth value, [1391](#)
- dictator, [1373](#)
- digraphic sequence, [1264](#)
- dimultigraphic sequence, [1264](#)
- dimultigraphic vector, [1264](#)
- directed cycle, [1349](#)*pr*, [1480](#)*exe*
- directed graph, [1463](#)
- directed wheel, [1480](#)*exe*
- direction-dependent methods, [1361](#)–[1364](#)
- DISTANCE-DEPENDENT-METHOD, [1361](#)
- Distance-dependent methods,
 - distance-dependent methods,
 - divergence, [1416](#)
- d -jump function, [1444](#)
- double cube, [1429](#)
- double sequence, [1429](#)
- double square, [1429](#)
- doubly symmetric array, [1429](#)
- draw call, [1392](#)
- DRAW-LOSS-TEST, [1299](#)
- d -supermaximal word, [1446](#)
- dual feasibility, [1234](#)
- dual simplex method, [1232](#), [1236](#)
- E**
- early z -culling, [1394](#), [1403](#), [1421](#)
- equal-loss method, [1385](#)
- equilibrium, [1365](#)
- EQUILIBRIUM-SEARCH, [1366](#)
- Euclidean distance, [1402](#)*exe*
- Eulerian, [1415](#)
- Eulerian approach, [1416](#)
- Eulerian digraph, [1317](#), [1318](#)
- Eulerian fluid dynamics, [1421](#)*fig*
- Eulerian integration scheme, [1424](#)
- Eulerian solver, [1419](#)*fig*, [1426](#)
- Eulerian trail, [1318](#)
- EVEN, [1433](#), [1469](#)
- even sequence, [1305](#), [1429](#)
- expansion, [1397](#)
- extremal word, [1445](#)
- eye, [1391](#)
- F**
- factorization, [1322](#)
- family of languages, [1445](#)
- feasible, [1281](#)
- feasible solution, [1235](#)
- Fibonacci, [1320](#)
 - word, [1314](#), [1315](#), [1323](#)
- Fibonacci number, [1340](#)
- Fibonacci word, [1320](#), [1324](#), [1348](#)
- filter kernel, [1401](#)
- finished tournament, [1263](#)
- finite element, [1396](#)
- finite element method, [1414](#)
- flattened 3D velocity, [1420](#)*fig*
- fluid density, [1415](#)
- football sequence, [1294](#)
- football tournament, [1264](#), [1294](#)

forward Euler integrator, [1417](#)

4-king, [1502](#)
fragments, [1394](#)

frame buffer, [1392](#)
full screen quad, [1398](#)

G

GARBAGE-COLLECTION, [1254](#)

gathering, [1405](#)

GEOMETRIC-CONSTRUCTION, [1476](#), [1477](#)

global, [1411](#)

global maximal complexity, [1322](#)

Gomory cut, [1257](#), [1259](#)

Good-sequence, [1429](#)

GPGPU, [1388](#)

GPU, [1388](#)

gradient, [1415](#)

graph

De Bruijn graph, [1316](#)

Rauzy, [1319](#)

subword, [1319](#)

graphic sequence, [1264](#)

Gray code, [1462](#)

GROWING, [1437](#)

growing arrays, [1430](#)

growing sequence, [1461](#)

guaranteed aggregate objective function value, [1370](#)

H

Hamiltonian cycle, [1329](#)

Hamiltonian path, [1317](#), [1318](#)

Havel-Hakimi theorem, [1304](#)

head of a cell, [1429](#)

head of a sequence, [1305](#)

histogram generation, [1406](#)

HLSL, [1389](#)

homogeneous array, [1457](#)

homogeneous coordinates, [1392](#)

homogeneous division, [1392](#), [1393](#)

homogeneous word, [1446](#)

host, [1411](#)

hypergraph, [1286](#)

I

ideal gas law, [1422](#)

ideal point, [1352](#), [1358](#), [1392](#)

image filtering, [1418](#)

imbalance, [1281](#), [1310](#)

imbalance sequence, [1264](#), [1281](#)

imbalance set, [1502](#)

imputation, [1370](#), [1387](#)

in, [1399](#)

incomplete sport, [1263](#)

incremental image synthesis, [1390](#)

indegree, [1281](#)

in-degree matrix, [1464](#)

infeasibility test, [1260](#)*pr*

INSERTION-SORT, [1465](#)

integer hull, [1255](#)

intervallum sequence, [1296](#)

INTERVAL-TEST, [1273](#)

intransitive triple, [1493](#)

J

Jacobi iteration, [1418](#), [1419](#)*fig*

Julia set renderer, [1413](#)*exe*

K

Kalai-Smorodinsky solution, [1384](#)

kernels, [1390](#)

king, [1464](#), [1493](#)

kings and serfs in 1-tournaments, [1484](#)–[1492](#)

king set, [1486](#)

KING-SET, [1487](#)

Knapsack Problem, [1216](#)*exe*, [1229](#)*exe*

knapsack problem, [1209](#)

k-partite graph, [1502](#)

k-partite hypertournament, [1287](#)

k-tournament, [1463](#), [1480](#), [1481](#)

KUHN-TUCKER-EQUILIBRIUM, [1367](#)

k-unique score set, [1481](#)

L

Lagrange relaxation, [1220](#)

Lagrangian, [1415](#)

Lagrangian approach, [1421](#)

Lagrangian simulation, [1422](#)

Lagrangian solver, [1424](#), [1425](#)

Laplacian, [1416](#)

Latin square method, [1334](#)

lexicographic indexing, [1430](#)

LINEAR-ERDŐS-GALLAI, [1306](#)

LINEAR-MINF-MAXG, [1275](#)

linking property, [1280](#)

losing score, [1501](#)*pr*

losing score set, [1501](#)*pr*

loss satisfying sequence, [1298](#)

LOSS-TEST, [1298](#)

lower maximal complexity, [1322](#)

M

majority preference voting, [1487](#)

majority rule, [1373](#), [1375](#), [1378](#)

MAJORITY-RULE, [1376](#)

mandatory fixing test, [1260](#)*pr*
 Mandelbrot set rendering, [1402](#)*exe*
 mapping, [1397](#)
 MARTIN, [1318](#), [1328](#)
 Martin algorithm, [1318](#), [1328](#)
 maximal complexity, [1350](#)
 maximal complexity function, [1457](#)
 MAXSUB, [1452](#)
 merging, [1392](#)
 MESH, [1434](#)
 method of equilibrium, [1364–1368](#)
 method of least squares, [1357](#)
 method of monotonous area, [1385](#)
 method of paired comparison, [1374](#), [1376](#),
 [1378](#)
 methods of cooperative games, [1369–1372](#)
 MIDDLE, [1341](#)
 middle sequence, [1341](#)
 MINF-MAXG, [1274](#)
 minimal cut, [1259](#)
 minimal word, [1445](#)
 MINI-MAX, [1276](#)
 momentum conservation equation, [1416](#)
 MONOTONITY-TEST, [1295](#), [1297](#)
 multigraphic sequence, [1264](#)
 multigraphic vector, [1264](#)
 multi-objective programming,
 multipartite tournament, [1492](#)*exe*
 multiple render targets, [1395](#)
 multitournament, [1480](#)
N
 nabla operator, [1416](#)
 NAIVE-CONSTRUCT, [1270](#)
 n -ary perfect sequence, [1431](#), [1450](#)
 Nash-equilibrium, [1365](#)
 Nash solution, [1382](#)
 Navier-Stokes equation, [1416](#)
 N-body problem, [1424](#)
 $(n, d, \mathbf{a}, \mathbf{b})$ -perfect array, [1429](#)
 (\mathbf{n}, d, a) , [1430](#)
 Neumann–Morgenstern solution, [1372](#)
 new alphabet size, [1430](#)
 nk -STRONG-KINGS, [1490](#)
 (n, k) WEAK-KINGS, [1498](#)
 normalized device space, [1391](#)
O
 objective function, [1352](#)
 obligatory draw, [1302](#)
 obligatory loss, [1302](#)

obligatory win, [1302](#)
 ODD, [1469](#), [1471](#), [1472](#)
 odd sequence, [1305](#)
 one-dimensional perfect array, [1431](#), [1450](#)
 1-tournament, [1463](#), [1473](#)
 OpenCL, [1389](#), [1409](#)
 OPTIMAL-MARTIN, [1432](#), [1433](#)*exe*
 optimal solution, [1352](#)
 oriented Eulerian trail, [1318](#)
 oriented graph, [1473](#)
 out, [1399](#)
 outdegree, [1281](#)
 out-degree matrix, [1464](#)
 output merger, [1394](#)
P
 PAIRED-COMPARISON, [1377](#)
 pairwise independence condition, [1374](#)
 palindrome, [1313](#)
 palindrome complexity, [1343](#)
 parallel regula falsi equation solver, [1408](#)*exe*
 Pareto function, [1373](#)
 Pareto games, [1351](#)
 Pareto optimal, [1353](#), [1358](#), [1386](#)
 Pareto optimal solution, [1351](#)
 partial tournament, [1263](#)
 particles, [1415](#), [1421](#)
 pass, [1392](#)
 pattern, [1429](#)
 perfect array, [1428](#)
 perfect map, [1428](#), [1429](#)
 period, [1429](#)
 periodic word, [1315](#)
 ultimately, [1315](#)
 perspective projection, [1392](#)
 perspective transformation, [1391](#)
 PIGEONHOLE-CONSTRUCT, [1271](#)
 pivoting, [1251](#)*exe*
 point matrix, [1264](#), [1278](#)
 point table, [1278](#)
 POSITION, [1399](#)
 power word, [1314](#), [1320](#), [1323](#), [1346](#), [1350](#)
 predication, [1403](#)
 primal feasibility, [1234](#)
 primal simplex method, [1236](#)
 programming model, [1389](#)
Q
 (q, m, n) -extremal array, [1457](#)
 (q, m, n) -maximal array, [1457](#)
 (q, m, n) -perfect array, [1457](#)
 QUICK-MARTIN, [1431](#), [1432](#), [1433](#)*exe*, [1450](#)
 QUICK-SET1, [1466](#)

QUICK-SET2, [1475](#)

R

radial basis function, [1422](#)

rainbow array, [1457](#)

rainbow word, [1329](#), [1332](#), [1446](#)

Rauzy graph, [1319](#)

ray marching, [1426](#)

ray tracing, [1426](#)

reachable vertex, [1485](#)

realizability, [1309](#)

reduction, [1397](#), [1404](#), [1411](#)

relaxation, [1211](#), [1213](#), [1214](#), [1217](#),
[1218–1220](#)

relaxed constraint, [1210](#)

render target, [1395](#)

reuse, [1408](#)

reversal word, [1313](#)

r -king, [1485](#)

r KING-SET, [1488](#)

r -serf, [1485](#)

S

samplerRECT, [1400](#)

SAXPY, [1400](#), [1401](#)

scattering, [1405](#)

score, [1262](#)

SCORE-RECONSTRUCTION1, [1468](#), [1471](#), [1473](#)

score set, [1264](#), [1463](#), [1464](#)

score set of an oriented graph, [1475](#)

score sets in 1-tournaments, [1464–1473](#)

score sets in oriented graphs,

score sets in oriented graphss,

SCORE-SLICING2, [1277](#)

score vector, [1262](#), [1264](#)

screen space, [1391](#), [1393](#), [1394](#)

serf, [1493](#)

serf set, [1486](#)

SET1, [1465](#)

shaders, [1390](#)

shadow price, [1260](#)

Shapley value, [1371](#), [1387](#)

SHAPLEY-VALUE, [1371](#)

shared memory, [1409](#), [1411](#)

SHIFT, [1432](#)

SIMD, [1388](#)

simple digraph, [1281](#)

simplex method, [1232](#)

Single-Instruction Multiple-Data, [1388](#)

smoothing kernel, [1422](#)

solution (of linear programming problem),
[1235](#)

spiky kernel, [1422](#)

sport sequence, [1301](#)

SPORT-TEST, [1302](#)

stream filter, [1393](#), [1397](#)

stream processors, [1397](#)

strong king, [1488](#)

STRONG-KINGS, [1489](#)

STRONG-TEST, [1301](#)

Sturmian word, [1324](#)

STURMIAN-PALINDROMES, [1348](#)

Sturmian word, [1324](#), [1346](#), [1347](#), [1350](#)

substantial derivative, [1415](#)

subtour, [1258](#)

subtour elimination constraints, [1258](#)

subword, [1313](#)

(d_1, d_2) -subword, [1332](#)

bispecial, [1321](#)

complexity, [1322](#)

graph, [1319](#)

special, [1321](#)

SUPER, [1451](#)

superperfect array, [1430](#)

supertournament, [1262–1264](#), [1286–1293](#)

surrogate constraint, [1218](#)

symmetric array, [1429](#)

T

tail of a sequence, [1305](#)

telex problem, [1433](#)

tennis-bridge tournament, [1263](#)

tessellation, [1390](#), [1392](#)

texel, [1391](#)

texRECT, [1400](#)

texture filters, [1396](#)

textures, [1391](#)

the converse of a $(0, b, n)$ -tournament, [1284](#)

the score sequence, [1262](#)

thread, [1389](#)

thread block, [1389](#)

thread synchronization, [1411](#)

3-king, [1502](#)

total complexity, [1322](#) ^{fn}

total d -complexity, [1444](#)

total maximal complexity, [1350](#)

transitive oriented graph, [1493](#)

transitive triple, [1493](#)

transparent surface rendering, [1394](#)

trapezoidal shape, [1459](#)

Traveling Salesperson Problem, [1257](#), [1260](#)*pr*
tree

De Bruijn tree, [1319](#)
tri-linear filtering, [1397](#)
triple, [1493](#)

intransitive triple, [1493](#)
transitive triple, [1493](#)
2-tournament, [1463](#), [1474](#)

U

ultimately periodic word, [1315](#)
uncovered vertex, [1487](#)

unicity of score sets, [1480](#)–[1484](#)
uniform, [1400](#)

uniform input, [1397](#)
upper maximal complexity, [1322](#)
utility function, [1355](#)–[1357](#)
UTILITY-FUNCTION-METHOD, [1357](#)

V

varying input, [1397](#)
vector processors, [1398](#)
Verlet integration, [1424](#)

vertex buffer, [1392](#)
vertex cover, [1487](#)
VICTORY-TEST, [1300](#)
viewport transformation, [1391](#)
virtual parallel architecture, [1389](#)
viscosity, [1416](#)

volume of an array, [1429](#)
voxels, [1419](#)

W

WARSHALL, [1333](#)
Warshall algorithm, [1333](#)

WARSHALL-LATIN, [1335](#)
wave equation solver, [1426](#)*exe*
weak king, [1493](#)

WEAK-KINGS, [1497](#)

weak kings in 2-tournaments, [1492](#)–[1501](#)
weak serf, [1493](#)

weighting method, [1357](#), [1358](#)
WEIGHTING-METHOD, [1358](#)

wheel, [1480](#)*exe*

Wilf–Fine theorem, [1313](#)

window complexity, [1322](#)

word

balanced, [1315](#)
Champernowne, [1347](#)
Champernowne word, [1314](#)
complexity, [1312](#)
De Bruijn word, [1317](#)
factorization, [1322](#)
Fibonacci, [1314](#), [1315](#), [1320](#), [1323](#)
finite, [1312](#)
fractional power, [1344](#)
infinite, [1314](#)

periodic, [1315](#)
power, [1314](#), [1320](#), [1323](#), [1346](#)
prefix, [1313](#)
rainbow, [1329](#), [1332](#)
reversal, [1313](#)
Sturmian, [1324](#), [1346](#)
subword, [1313](#)
suffix, [1313](#)
ultimately periodic, [1315](#)

word graph, [1316](#)
world space, [1390](#)
WPOS, [1400](#)

Z

z-buffer, [1392](#)
(0, 1)-tournament, [1473](#)

Name Index

This index uses the following conventions. If we know the full name of a cited person, then we print it. If the cited person is not living, and we know the correct data, then we print also the year of her/his birth and death.

A

Acosta, P., [1504](#)
Adams, W. P., [1515](#)
Al-Assaf, Abdulaziz M., [1502](#), [1513](#)
Allouche, Jean-Paul, [1504](#)
Anbarci, Nejat, [1504](#)
Anisiu, Mira-Cristiana, [1202](#), [1207](#), [1350](#),
[1461](#), [1504](#)
Anisiu, Valeriu, [1350](#), [1504](#)
Antal, György, [1202](#)
AnTonCom Infokommunikációs Kft., [1202](#)
Arazi, B., [1504](#)
Arbell, Ora, [1516](#)
Arnoux, Pierre, [1504](#)
Arrow, Kenneth Joseph, [1374](#)
Ascher, Marcia, [1310](#), [1504](#)
Aumann, R. J., [1515](#)
Avery, Peter, [1474](#), [1475](#), [1504](#)

B

Baake, M., [1504](#)
Baake, Michael, [1504](#)
Balas, E., [1504](#)
Bang, Ch. M., [1504](#)
Bang-Jensen, Jørgen, [1501](#), [1504](#)
Bannai, Hideo, [1509](#)
Barabási, A. László, [1512](#)
Barnes, Tiffany M., [1310](#), [1505](#)
Barnhart, Cynthia, [1505](#)
Barros, M. O., [1505](#)
Bassa, A., [1504](#)
Baxter, William V., [1508](#)
Beale, E. M. L. (1928–1985), [1505](#)
Beasley, LeRoy B., [1502](#), [1505](#)
Bege, Antal, [1505](#), [1511](#)
Beineke, L. W., [1267](#), [1514](#)
Belényesi, Viktor, [1207](#)
Bell, Nathan, [1505](#)
Bent, D. H., [1512](#)
Berge, Claude (1926–2002), [1501](#), [1505](#)
Berthé, Valerie, [1505](#)
Blázsik, Zoltán, [1350](#), [1504](#), [1505](#)
Boesch, F., [1505](#)
Bolshoy, Alexander, [1516](#)

Bond, James, [1462](#), [1505](#)
Borda, Jean-Charles de (1733–1799), [1373](#)
Borel, Jean-Pierre, [1505](#)
Bozóki, Sándor, [1262](#), [1505](#)
Brauer, Alfred, [1506](#)
Brcanov, Dejan, [1506](#)
Brlek, Srečko, [1506](#)
Brooks, K. Brooks, [1502](#)
Brown, David E., [1502](#), [1505](#)
Brualdi, A. Richard, [1503](#), [1506](#)
Bruijn, Nicolaas Govert, de, [1429](#), [1506](#)
Burton, F. W., [1506](#)

C

Carpi, A., [1506](#)
Cartwright, D., [1502](#), [1508](#)
Cassaigne, Julien, [1350](#), [1504](#), [1506](#)
Ceria, S., [1504](#)
Chaikin, A., [1504](#)
Champernowne, David Gawen (1912–2000),
[1314](#)
Chang, Jou-Ming, [1502](#), [1506](#), [1509](#)
Chartrand, Gary, [1502](#), [1506](#)
Chavez, Edgar, [1509](#)
Chen, Al-Hang, [1502](#)
Chen, An-Hang, [1506](#)
Chen, Gand, [1516](#)
Cheng, Yuwen, [1506](#)
Chishti, T. A., [1310](#), [1513](#), [1514](#)
Chishti, T. A., [1502](#)
Chiu Lau, Lap, [1508](#)
Choffrut, Christian, [1506](#)
Choudum, S. A., [1506](#)
Chun, Youngshub, [1506](#)
Chung, Fan, [1506](#)
Chung, Fan R. K., [1506](#)
Clark, L. H., [1515](#)
Cock, John C., [1431](#), [1432](#), [1461](#), [1506](#)
Cohen, F. R., [1514](#)
Coppersmith, Don, [1487](#)
Cormen, Thomas H., [1464](#), [1506](#)
Cornuéjols, G., [1504](#)
Cummings, L. J., [1506](#)

CSCsörnyei, Zoltán, [1207](#)**D**Damanik, David, [1504](#), [1507](#)Dantzig, George Bernard (1914–2005), [1232](#), [1258](#), [1507](#)Dassow, Jürgen, [1507](#)Davis, Tom, [1512](#)De Bruijn, Nicolaas Govert, [1319](#), [1461](#)de Luca, Aldo, [1506](#)Dénes, József, [1428](#), [1507](#)Department of Mathematics of Hungarian Academy of Science, [1207](#)Descartes, René (Renatus Cartesius, 1596–1650), [1392](#), [1393](#), [1399](#)Diaconis, Persi Warren, [1506](#)Doig, A., [1511](#)Dolff, Susanne, [1510](#)Domoszlai, László, [1202](#), [1207](#)Dossey, John A., [1507](#)Droubay, Xavier, [1507](#)Dulff, Susann, [1310](#)Dulmage, A. L., [1280](#), [1512](#)**E**Eades, P., [1514](#)Eastern Hungarian Informatics Books Repository, [1202](#), [1207](#)Ebeling, W., [1507](#)Eberly, David H., [1507](#)Elzinga, Cees H., [1350](#), [1507](#)Engel, Wolfgang, [1507](#), [1511](#), [1515](#)Entringer, R. C., [1515](#)Erdős, Pál (= Paul, 1913–1996), [1507](#)Erdős, Péter László, [1262](#), [1310](#), [1510](#), [1512](#)Euclid of Alexandria (about B.C. 300), [1392](#)Euler, Leonhard (1707–1783), [1317](#), [1415](#)European Social Fund, [1202](#), [1207](#)European Union, [1202](#), [1207](#)**F**Fülöp, János, [1262](#), [1505](#)Fan, C. T., [1428](#), [1461](#), [1507](#)Fan, S. M., [1428](#), [1461](#), [1507](#)Fan, Zhe, [1516](#)Feistel, R., [1507](#)Ferenczi, Sébastien, [1507](#)Fernando, Randima, [1507](#)Fibonacci, Leonardo Pisano (1170–1250), [1314](#)Flye-Sainte, T. Marie, [1429](#), [1461](#), [1507](#)Fogg, N. Phyteas, [1507](#)Ford, L. R., [1280](#), [1507](#)Forgó, Ferenc, [1507](#)Forrest, J. J. H., [1507](#)Frank, András, [1264](#), [1280](#), [1310](#), [1502](#), [1507](#), [1508](#)Fujimoto, Noriyuki, [1508](#)Fulkerson, Delbert R., [1280](#)Fulkerson, Delbert Ray, [1258](#)Fulkerson, Delbert Ray (1924–1976), [1507](#)Fulkerson, D. R., [1507](#)Gale, D., [1503](#), [1508](#)Gallai, Tibor (1912–1992), [1507](#)Garland, Michael, [1505](#)Gaston, Maurice Julia (1893–1978), [1413](#)Gentry, Ivey C., [1506](#)Gershon, Mark E., [1515](#)Gervacio, Severino V., [1508](#)Gilles, R. P., [1516](#)Glover, F., [1508](#)Gomory, Ralph E., [1508](#)Good, I. J., [1429](#), [1461](#), [1508](#)Govindaraju, Naga, [1513](#)Graham, Ronald L., [1506](#)Graham, Ronald Lewis, [1506](#), [1510](#)Gray, Frank, [1462](#)Griggs, J., [1508](#)Griggs, Jerrold L., [1265](#), [1508](#)Gross, Jonathan L., [1508](#), [1514](#)Guiduli, B., [1508](#)Gutin, Gregory, [1501](#), [1504](#)Gyárfás, András, [1508](#)**H**Hager, Michael, [1466](#), [1502](#), [1508](#)Hakimi, S. Louis, [1262](#), [1508](#), [1513](#)Hamel, S., [1506](#)Hamilton, William Rowan (1805–1865), [1317](#)Harary, Frank, [1502](#)Harary, Frank (1921–2005), [1505](#), [1508](#)Harborth, Heiko, [1508](#)Harris, Mark J., [1508](#), [1513](#)Harsanyi, John F., [1509](#)Hart, S., [1515](#)Hartke, S. G., [1505](#)Harvit, M., [1428](#), [1509](#)Havel, Vaclav, [1509](#)Heinz, Michael, [1445](#), [1448](#), [1457](#), [1509](#)Hemasinha, R., [1509](#)Hirschhorn, Michael D., [1509](#)Hirst, J. P. H., [1507](#)Ho, Ting-Yem, [1502](#), [1509](#)Hoogeveen, H., [1515](#)Horváth, Márk, [1432](#), [1450](#), [1461](#), [1509](#)Horváth, Péter, [1509](#)Hu, L., [1509](#)Hulett, H., [1265](#), [1509](#), [1516](#)Huntbach, M. M., [1506](#)Hunyadvári, László, [1509](#)Hurlbert, Glenn, [1430](#), [1431](#), [1433](#), [1461](#), [1509](#)**I**I, Tomohiro, [1509](#)Ibaraki, Toshihide, [1509](#)Ilie, Lucian, [1509](#)Illés, Dávid, [1509](#)Inenaga, Shunsuke, [1509](#)Isaak, Garth, [1430](#), [1431](#), [1433](#), [1461](#), [1509](#)Iványi, Anna Barbara, [1202](#), [1207](#)Iványi, Antal Miklós, [1202](#), [1207](#), [1262](#), [1264](#), [1294](#), [1310](#), [1350](#), [1428](#), [1430](#), [1432](#), [1434](#), [1443](#), [1450](#), [1454](#), [1461](#)–[1463](#), [1476](#), [1481](#), [1502](#)–[1505](#), [1509](#)–[1511](#), [1513](#)–[1516](#)**J**Jacobi, Carl Gustav Jakob (1804–1851), [1420](#)**G**

Jaeger, S., [1510](#)
 Jeroslaw, R. G., [1504](#)
 Johnson, Ellis L., [1505](#)
 Johnson, S. M., [1258](#), [1507](#)
 Jordon, H., [1510](#)

K

Kaboré, Idrissa, [1506](#)
 Kahn, Mohammad Ali, [1310](#)
 Kalai, Ehud, [1384](#), [1510](#)
 Kalenich, W. A., [1505](#)
 Kapoor, S. F., [1265](#), [1510](#)
 Karhumäki, Juhani, [1506](#)
 Kása, Zoltán, [1202](#), [1207](#), [1350](#), [1461](#), [1504](#),
[1505](#), [1507](#), [1511](#)
 Katona, Gyula O. H., [1510](#)
 Kaufman, Arie, [1516](#)
 Kayibi, Koko K., [1310](#), [1502](#), [1510](#), [1513](#)
 Keedwell, A. Donald, [1428](#), [1507](#)
 Kemnitz, Arnfried, [1310](#), [1508](#), [1510](#)
 Kéri, Gerzson, [1262](#), [1511](#)
 Khan, Muhammad Ali, [1202](#), [1207](#), [1510](#),
[1513](#)
 Kiernan, Kathleen, [1506](#)
 Kim, Hyunje, [1262](#), [1510](#)
 Klár, Gergely, [1511](#)
 Kleitman, Daniel J., [1504](#), [1508](#), [1510](#), [1516](#)
 Klivans, C. J., [1510](#)
 Knuth, Donald Ervin, [1510](#)
 Koh, Youngmee, [1511](#)
 Koren, Yair, [1516](#)
 Korvin, Gábor, [1510](#)
 Kovács, Gábor Zsolt, [1511](#)
 Kovács, Gergely, [1202](#)
 Krüger, Jens, [1513](#)
 Krause, M., [1503](#), [1511](#)
 Kuhn, Harold William, [1366](#)
 Kumbhat, M., [1505](#)

L

Lagrange, Joseph-Louis (1736–1813), [1415](#)
 Lai, C., [1509](#)
 Land, A. H., [1511](#)
 Landau, Gad M., [1516](#)
 Landau, H. G., [1262](#), [1265](#), [1310](#), [1466](#), [1475](#),
[1485](#), [1502](#), [1511](#)
 Laplace, Pierre-Simon (1749–1827), [1416](#)
 Lastra, Anselmo, [1508](#)
 Lefohn, Aaron E., [1513](#)
 Légrády, Dávid, [1515](#)
 Leiserson, Charles E., [1464](#), [1506](#)
 Lempel, Abraham, [1322](#)
 Lesniak, Linda, [1502](#), [1506](#)
 Levé, Florence, [1350](#), [1511](#)
 Li, Qiao, [1467](#), [1502](#), [1511](#)
 Lima, R., [1510](#)
 Locher, Kornél, [1207](#)
 Lonardi, Stefano, [1509](#)
 Lothaire, M., [1511](#)
 Lovász, László, [1501](#), [1511](#)
 Luca, Aldo de, [1507](#)
 Lucz, Lóránd, [1503](#)
 Lucz, Loránd, [1262](#), [1264](#), [1294](#), [1310](#), [1510](#),
[1511](#), [1515](#)
 Luebke, David, [1513](#)

M

Ma, M. K., [1507](#)
 Ma, S. L., [1428](#), [1461](#), [1511](#)
 Madarász, János, [1461](#), [1510](#)
 Magdics, Milán, [1511](#), [1515](#)
 Mahmoodian, E. S., [1511](#)
 Mandelbrot, benoit (1924–2010), [1402](#)
 Martin, M. H., [1318](#)
 Martin, Monroe Harnish (1907–2007), [1511](#)
 Marton 2001. Kft., [1207](#)
 Mason, Woo, [1512](#)
 Mathsen, R. M., [1512](#)
 Mauduit, C., [1504](#)
 Maurer, Stephen B., [1485](#), [1502](#), [1511](#)
 Mcbride R., [1510](#)
 McKeown, [1506](#)
 Meierling, D., [1511](#)
 Mendelsohn, Nathan S., [1280](#), [1512](#)
 Merajuddin, [1514](#)
 Metropolis, N., [1310](#), [1512](#)
 Miklós, István, [1262](#), [1510](#), [1512](#)
 Minkowski, Hermann (1864–1909), [1359](#)
 Mirsky, Leonid, [1280](#), [1512](#)
 Mitchell, Chris J., [1461](#), [1509](#), [1512](#)
 Mitchell, Jason L., [1515](#)
 Mitrana, Victor, [1507](#)
 Molnár, Sándor, [1202](#), [1387](#), [1512](#)
 Moon, John W., [1485](#), [1502](#), [1512](#)
 Morgenstern, Oskar (1902–1977), [1372](#)
 Mossé, B., [1510](#)
 Mubayi, D., [1310](#), [1512](#)

N

Nabiyev, Vasif V., [1512](#)
 Naikoo, Tariq A., [1467](#), [1475](#), [1502](#), [1513](#),
[1514](#)
 Narayana, T. V., [1512](#)
 Nash, John Forbes, [1359](#)
 Nash, John Forbes, jr., [1512](#)
 Navier, Claude-Louis (1785–1836), [1416](#)
 Neider, Jackie, [1512](#)
 Nemhauser, George L., [1505](#)
 Neumann, János (1903–1957), [1372](#)
 Newman, M. E. J., [1512](#)
 Nguyen, Hubert, [1511](#)
 Nivat, Maurice Paul, [1506](#)
 Norman, R. Z., [1502](#), [1508](#)
 Nyman, K. L., [1510](#)

O

Ore, Øystein (1899–1968), [1512](#)
 Otto, Alberto, [1507](#)
 Owens, John D., [1513](#)

P

Pacelli, Allison M., [1515](#)
 Pálvölgyi, Dömötör, [1513](#)
 Pareto, Vilfredo Federico Damaso
 (1848–1923), [1351](#), [1373](#)
 Pataki, Norbert, [1511](#)
 Patashnik, Ore, [1510](#)
 Paterson, Kenneth G., [1434](#), [1461](#), [1509](#),
[1512](#), [1513](#)
 Patrinos, A. N., [1513](#)
 Peák, István (1938–1989), [1509](#), [1510](#)
 Pécsy, Gábor, [1264](#), [1513](#)

Pehlivan, Hüsejin, [1512](#)
 Penzov, Anton, [1515](#)
 Petrović, Vojislav, [1502](#), [1506](#), [1513](#)
 Pharr, Matt, [1513](#)
 Phong, Bui Minh, [1476](#), [1481](#), [1502](#), [1510](#)
 Pirillo, Giuseppe, [1507](#)
 Pirzada, Shariefuddin, [1202](#), [1207](#), [1262](#),
[1264](#), [1467](#), [1475](#), [1493](#), [1499](#), [1502](#), [1503](#),
[1510](#), [1513](#), [1514](#), [1516](#)
 Plouffe, Simon, [1310](#), [1515](#)
 Poesz, Attila, [1262](#), [1505](#)
 Polimeni, A. D., [1265](#), [1510](#)
 Pop, Horia F., [1511](#)
 Purcell, Tim, [1513](#)

Q

Qiu, Feng, [1516](#)

R

Rødseth, Øystein J., [1514](#)
 Rahmann, Sven, [1507](#)
 Rauzy, Gerard, [1319](#)
 Rayward-Smith, V. J., [1506](#)
 Ree, Sangwook, [1511](#)
 Reed, I. S., [1428](#), [1461](#), [1514](#)
 Reid, K. Brooks, [1265](#), [1267](#), [1466](#), [1486](#),
[1502](#), [1505](#), [1508](#), [1514](#)
 Reihl, A., [1504](#)
 Reinelt, Gerhard, [1514](#)
 Reiner, V., [1510](#)
 Rényi, Alfréd (1921–1970), [1310](#)
 Reutenauer, Christoffe, [1505](#), [1506](#)
 Rivest, Ronald L., [1464](#)
 Rivest, Ronald Lewis, [1506](#)
 Rónyai, Lajos, [1262](#), [1505](#)
 Rozemberg, Grzegorz, [1506](#)
 Rozenberg, Grzegorz, [1514](#)
 Ruskey, Frank, [1514](#)
 Ryser, H. J., [1503](#), [1514](#)

S

Salomaa, Arto, [1507](#), [1514](#)
 Samee, U., [1502](#)
 Samee, Uma Tool, [1310](#), [1513](#), [1514](#)
 Sander, Pedro V., [1515](#)
 Sarangi, J., [1512](#)
 Savage, Carla, [1462](#)
 Savage, Carla D., [1310](#), [1505](#), [1514](#)
 Savelsbergh, Martin W. P., [1505](#)
 Sbert, Mateu, [1515](#)
 Scheurmann, Thorsten, [1508](#)
 Schmitt, John R., [1516](#)
 Schrijver, Alexander, [1502](#), [1511](#), [1514](#)
 Scott, A., [1514](#)
 Séébold, Patrice, [1350](#), [1511](#)
 Sellers, James A., [1509](#), [1514](#)
 Selten, Richard, [1509](#)
 Senior, J. K., [1515](#)
 Shah, N. A., [1493](#), [1499](#), [1502](#)
 Shah, Nasir A., [1514](#)
 Shallit, O. Jeffrey, [1448](#), [1454](#), [1515](#)
 Shapley, Lloyd Stowell, [1371](#)
 Sharp, H. Jr., [1504](#)
 Shaw, Kay, [1506](#)
 Shen, Jian, [1506](#)
 Sherali, H. D., [1515](#)

Shiddiqi, M., [1514](#)
 Shiokawa, Iekata, [1504](#)
 Sierksma, G., [1515](#)
 Simion, Rodica, [1310](#), [1515](#)
 Siu, M.-K., [1428](#), [1431](#), [1434](#), [1461](#), [1507](#)
 Sloane, Neil A. J., [1310](#), [1515](#)
 Small, R. E., [1505](#)
 Smorodinsky, Meir, [1384](#), [1510](#)
 Sótér, Péter, [1262](#), [1264](#), [1294](#), [1310](#), [1503](#),
[1510](#), [1511](#), [1515](#)
 Soukup, Lajos, [1512](#)
 Spence, L., [1507](#)
 Stam, Jos, [1515](#)
 Stein, Clifford, [1464](#), [1506](#)
 Stein, P. R., [1310](#), [1512](#)
 Stewart, R. M., [1428](#), [1461](#), [1514](#)
 Stokes, George Gabriel (1819–1903), [1416](#)
 Sturm, Jacques Charles François
 (1803–1855), [1324](#)

SZ

Szabó, Jácint, [1508](#)
 Szécsi, László, [1202](#), [1207](#), [1388](#), [1515](#)
 Székely, László Aladár, [1262](#), [1264](#), [1510](#),
[1515](#)
 Szép, Jenő (1920–2004), [1507](#)
 Szűcs, László, [1264](#), [1513](#)
 Szidarovszky, Ferenc, [1202](#), [1207](#), [1387](#), [1507](#),
[1512](#), [1515](#)
 Szirmay-Kalos, László, [1202](#), [1207](#), [1388](#),
[1515](#)

T

Takeda, Masayugi, [1509](#)
 TÁMOP-4.1.2-08/1/A-2009-0046, [1202](#), [1207](#)
 Tamura, Jun-Ichi, [1504](#)
 Tan, B. P., [1515](#)
 Tapsoba, Théodore, [1506](#)
 Tatarchuk, Natalya, [1515](#)
 Taylor, Alan Dana, [1515](#)
 Tenner, B. E., [1510](#)
 Tetali, Prasad, [1502](#), [1515](#)
 Thomassé, S., [1508](#)
 Thomassen, Carsten, [1264](#), [1265](#), [1513](#), [1515](#)
 Thomson, William, [1515](#)
 Tingstad, A., [1504](#)
 Tipnis, S., [1510](#)
 Tomlin, J. A., [1507](#), [1516](#)
 Toroczka, Zoltán, [1262](#), [1510](#)
 Tóth, Balázs, [1515](#)
 Tóth, Zoltán, [1430](#), [1434](#), [1461](#), [1510](#)
 Treml, Miroslaw, [1513](#)
 Tripathi, Amitabha, [1516](#)
 Troyanskaya, Olga G., [1516](#)
 Tucker, Albert William (1905–1995), [1366](#)
 Tverberg, Heye, [1514](#)
 Tyagy, H., [1516](#)

V

Vörös, Nóra, [1451](#), [1516](#)
 Vance, Pamela H., [1505](#)
 van den Brink, R., [1516](#)
 Van Den Eynden, Charles, [1507](#)
 Verlet, Loup, [1424](#)
 Vijay, Sujith, [1516](#)

Vizvári, Béla, [1202](#), [1207](#), [1516](#)
Volkmann, Lutz, [1264](#), [1511](#), [1516](#)
Vuillon, Laurent, [1505](#)
Vvenugopalan, S., [1516](#)

W

Wall, C. E., [1265](#), [1510](#)
Wang, C., [1516](#)
Wang, D. L., [1510](#), [1516](#)
Wang, H., [1507](#)
Wang, P., [1509](#)
Wang, Yue-Li, [1506](#)
Warshall, Stephen (1935–2006), [1333](#)
Weidemann, D., [1506](#)
Weidl, P., [1508](#)
Weisstein, E. Wolfram, [1516](#)
West, D. B., [1310](#), [1516](#)
West, Douglas B., [1512](#)
Will, T. G., [1265](#), [1509](#), [1512](#), [1516](#)
Wilson, R., [1514](#)

Winograd, Shmuel, [1487](#)
Winston, K. J., [1510](#), [1516](#)
Woeginger, Gerhard J., [1265](#), [1509](#)

Y

Yang, E., [1516](#)
Yao, Tianxing, [1466](#), [1467](#), [1502](#), [1516](#)
Yellen, Jay, [1508](#), [1514](#)
Yin, Yian-Hua, [1516](#)
Yoakum-Stover, Suzanne, [1516](#)

Z

Zare, Douglas, [1507](#)
Zhang, C. Q., [1514](#)
Zhang, K., [1516](#)
Zhang, Ping, [1502](#), [1506](#)
Zhang, Z., [1516](#)
Zhou, Guofei, [1262](#), [1503](#), [1514](#), [1516](#)
Ziv, Jacob, [1322](#)